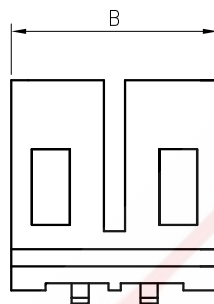
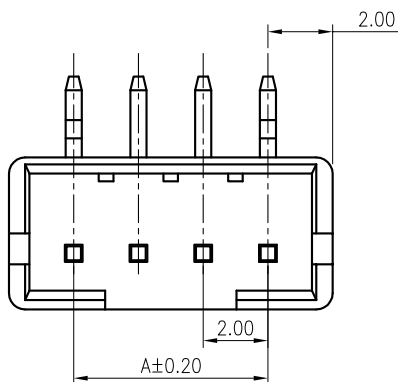
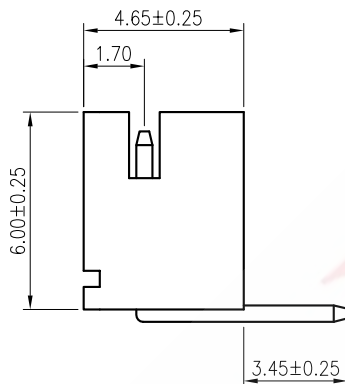
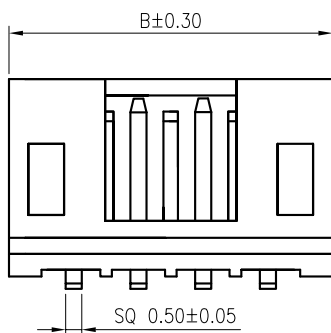


**SAMZO REAC/ROHS**

REV	ECN NO	DESCRIPTION	DESIGN	APPROVAL	DATE
A1	NEW	Replace frame			2013.06.21



**2 Circuits**

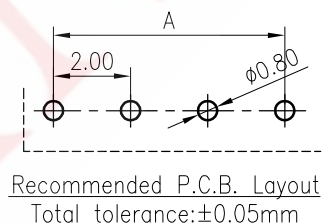


**SPECIFICATIONS**

1. Current rating: 2A AC, DC
2. Voltage rating: 100V AC, DC
3. Temperature range: -40°C ~ +105°C
4. Insulation resistance: 1000MΩ/ min.
5. Withstanding voltage: 800V AC/ minute.
6. Contact resistance: 20mΩ/ max.

Circuits	Dimensions		Circuits	Dimensions	
	A	B		A	B
2	2.00	6.00	10	18.00	22.00
3	4.00	8.00	11	20.00	24.00
4	6.00	10.00	12	22.00	26.00
5	8.00	12.00	13	24.00	28.00
6	10.00	14.00	14	26.00	30.00
7	12.00	16.00	15	28.00	32.00
8	14.00	18.00	16	30.00	34.00
9	16.00	20.00			

- A. SERISE: 5F-PH
- B. SPACING: K-2.00mm
- C. MOUNTING: B-WD
- D. STANDARD: A-WAFER
- E: PIN: 02-2P (02-16P)
- F: CODE: 0-PBT/1-PA6T



ITEM	DESCRIPTION	MATERIAL	QTY	FINISH/COLOR					
1	针脚	黄铜	N	镀锡					
2	主体	PBT/PA6T	1	白色/高温料					
							GENERAL TOLERANCE		
							≥0~2<	±0.15	
					DESIGN	WANGUIFA	2018.06.12	≥2~5<	±0.25
					CHECKED	ZHENGUILAN	2018.06.12	≥0~2<	±0.15
					APPROVED	LILIANJIANG	2018.06.14	≥5	±0.35

FIRST VIEW

SCALE: 1:1 UNIT: mm

**SAMZO COMPONENTS**  
Electronic switch and connector manufacturer

The copyright belongs to samzo parts [China] Co., Ltd. please use the material after samzo parts agree to authorize. The final right of interpretation belongs to samzo parts. WWW.KKK-JP.COM

TITLE: PH2.0-90°-WD
DWG NO: 5FKB-P2002
PART NO: 5FKB20019
MODEL NO: 5 FKBA-**-*
NAME: WAFER CONNECTOR