



PIDG

TE Internal #: 2-320570-3

Butt Splice, 12 – 10 AWG Wire Size, 3 – 6 mm² Wire Size, Serrated, 5.18 – 13.1 kcmil Wire Size, 5180 – 13100 CMA Wire Size, Copper, PIDG, Splices

[View on TE.com >](#)

Terminals & Splices > Splices > PIDG Butt Splices



Splice Type: **Butt Splice**

Wire Size: **3 – 6 mm²**

Sealable: **No**

Splice Features: **Serrated**

[All PIDG Butt Splices \(25\)](#)

Features

Product Type Features

Splice Accessory Type	Splice
Splice Type	Butt Splice
Sealable	No
Compatible With Discrete Wire Type	Stranded
Wire Insulation Support Retention Type	Insulation Support

Configuration Features

Number of Serrations	8
Compatible With Wire & Cable Type	Discrete Wire

Body Features

Insulation Material	Nylon
Product Weight	4.383 g
Splice Features	Serrated
Primary Product Color	Yellow - Translucent

Contact Features

Terminal Plating Material	Tin
Contact Base Material	Copper



Barrel Type	Closed
-------------	--------

Mechanical Attachment

Wire Insulation Support	With
-------------------------	------

Dimensions

Wire Size	5180 – 13100 CMA
Compatible Insulation Diameter Range	5.59 mm[.22 in]
Terminal Material Thickness	.51 mm[.02 in]
Product Length	42.06 mm[1.656 in]

Usage Conditions

Insulation Option	Fully Insulated
Operating Temperature Range	105 °C[221 °F]

Industry Standards

Government Qualified Splice	No
-----------------------------	----

Packaging Features

Packaging Quantity	1500
Packaging Method	Tape Mounted

Product Compliance

[For compliance documentation, visit the product page on TE.com>](#)

EU RoHS Directive 2011/65/EU	Compliant
EU ELV Directive 2000/53/EC	Compliant
China RoHS 2 Directive MIIT Order No 32, 2016	No Restricted Materials Above Threshold
EU REACH Regulation (EC) No. 1907/2006	Current ECHA Candidate List: JUNE 2024 (241) Candidate List Declared Against: JUNE 2024 (241) Does not contain REACH SVHC
Halogen Content	Low Halogen - Br, Cl, F, I < 900 ppm per homogenous material. Also BFR/CFR/PVC Free
Solder Process Capability	Not applicable for solder process capability

Product Compliance Disclaimer

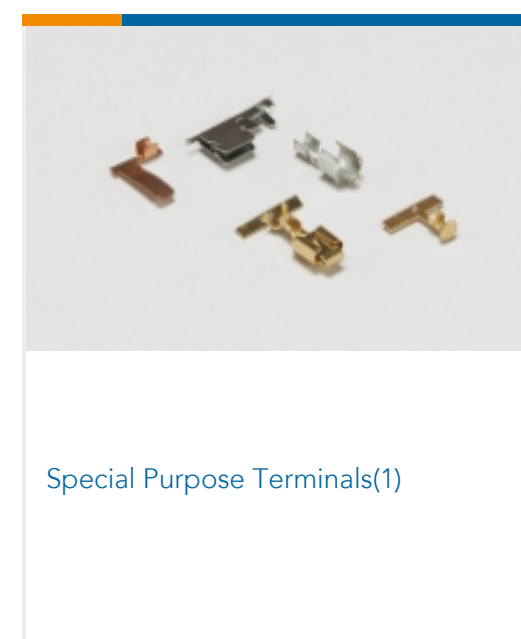
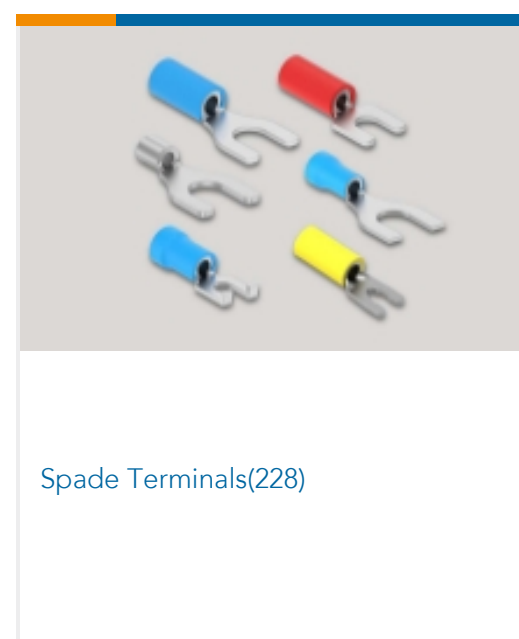
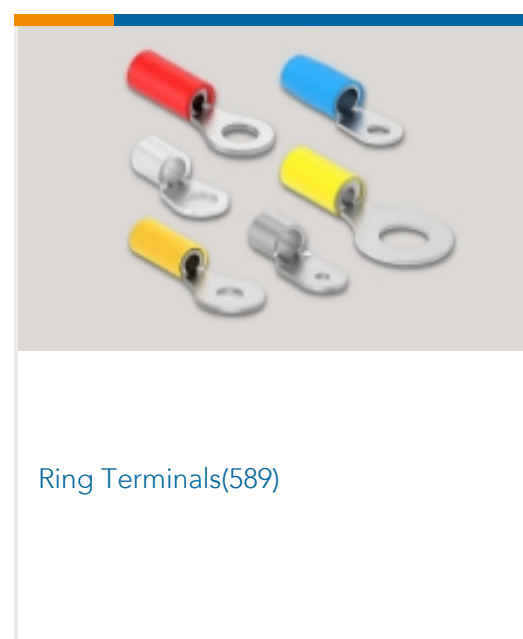
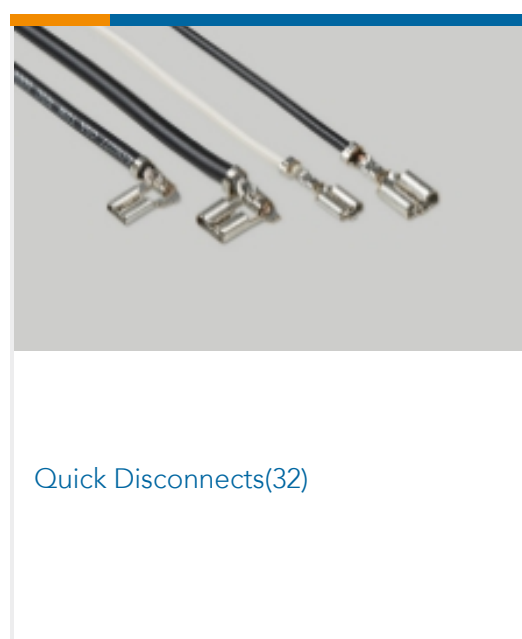

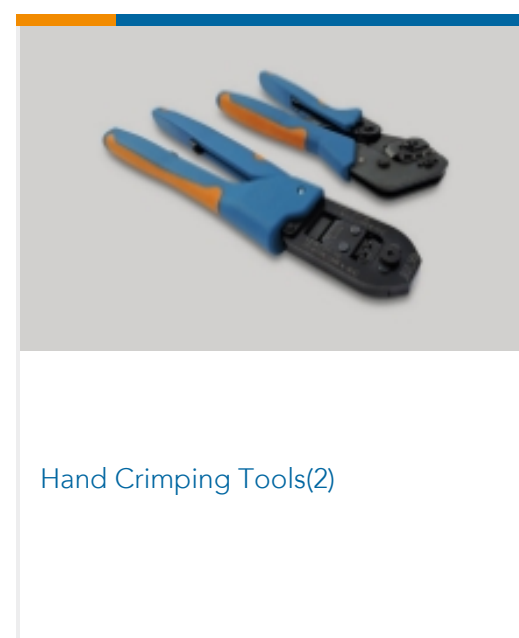
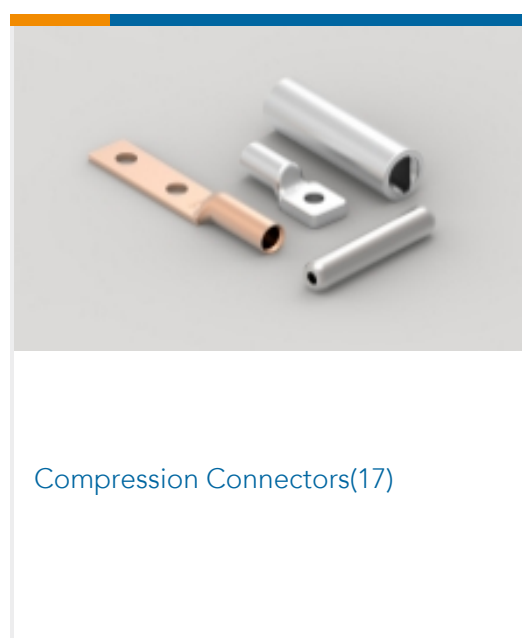
This information is provided based on reasonable inquiry of our suppliers and represents our current actual knowledge based on the information they provided. This information is subject to change. The part numbers that TE has identified as EU RoHS compliant have a maximum concentration of 0.1% by weight in homogenous materials for lead, hexavalent chromium, mercury, PBB, PBDE, DBP, BBP, DEHP, DIBP, and 0.01% for cadmium, or qualify for an exemption to these

limits as defined in the Annexes of Directive 2011/65/EU (RoHS2). Finished electrical and electronic equipment products will be CE marked as required by Directive 2011/65/EU. Components may not be CE marked. Additionally, the part numbers that TE has identified as EU ELV compliant have a maximum concentration of 0.1% by weight in homogenous materials for lead, hexavalent chromium, and mercury, and 0.01% for cadmium, or qualify for an exemption to these limits as defined in the Annexes of Directive 2000/53/EC (ELV). Regarding the REACH Regulation, the information TE provides on SVHC in articles for this part number is based on the latest European Chemicals Agency (ECHA) 'Guidance on requirements for substances in articles' posted at this URL: <https://echa.europa.eu/guidance-documents/guidance-on-reach>

Compatible Parts



Also in the Series | PIDG





Splices(40)

Customers Also Bought



TE Part #749806-7
KIT,HDP-20,RCPT,SIZE 1, 9 POSN



TE Part #CTJ722K01C-7067
MODULE ASSY



TE Part #2-320562-3
SPLICE BUTT PIDG 16-14; TAPE



TE Part #1718878-2
Timer Connector Housing



TE Part #321598
TERMINAL,SOLIS R 6 1/4



TE Part #683123-000
S03-08-R-100HN



TE Part #CTM-22
JUNCTION ASSY



TE Part #2372208-1
SDE HDT-1561-NG DEUTSCH 16-20AWG ASSY



TE Part #YCTJ712K01EC017000
MODULE ASSY

Documents

Product Drawings

[N PIDG BUTT SPLICE 12-10](#)

English

CAD Files

[3D PDF](#)

English

Customer View Model

[ENG_CVM_2-320570-3_V.3d_igs.zip](#)



English

Customer View Model

[ENG_CVM_2-320570-3_V.3d_stp.zip](#)

English

Customer View Model

[ENG_CVM_2-320570-3_V.2d_dxf.zip](#)

English

3D PDF

3D

Customer View Model

[ENG_CVM_CVM_2-320570-3_AB.2d_dxf.zip](#)

English

Customer View Model

[ENG_CVM_CVM_2-320570-3_AB.3d_igs.zip](#)

English

Customer View Model

[ENG_CVM_CVM_2-320570-3_AB.3d_stp.zip](#)

English

By downloading the CAD file I accept and agree to the [Terms and Conditions](#) of use.

Agency Approvals

CSA Certificate

English