

B TJT-120

NOTES:

1. TERMINALS #1, 2, 3 & 4 TO BE BERYL COPPER.
2. ALL TERMINALS FINISHED PER QQ-N-290 TYPE I CLASS III NICKEL.
3. ASSEMBLY TO MAKE CONTACT WITH TELEPHONE PLUGS TYPE U-93A/U, U-174/U & NEXUS TP-120.
4. TERMINALS 1 & 3 ARE FOR MICROPHONE CIRCUIT, TERMINALS 2 & 4 ARE FOR EARPHONE CIRCUIT.

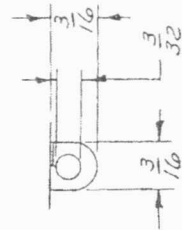
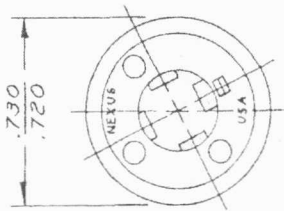
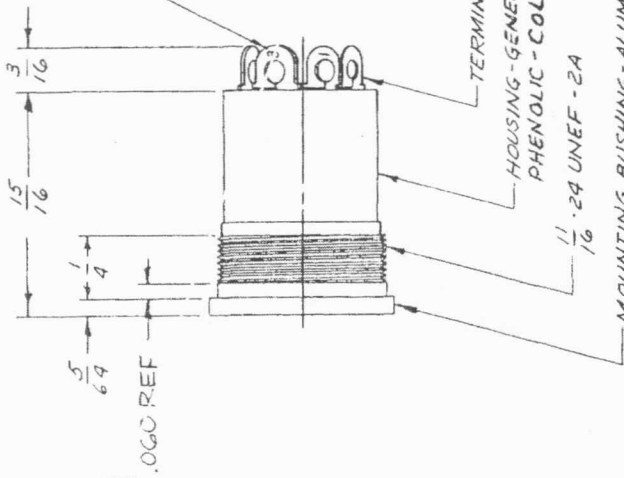
D1 5. INSERTION FORCE: 13 LBS MAX WITHDRAWAL FORCE: 5 LBS MIN., 10 LBS MAX.

D1 6. ELECTRICAL:

- A. DIELECTRIC STRENGTH - 500 VOLTS RMS MIN. BETWEEN ANY PAIR OF CONTACTS.
- B. INSULATION RESISTANCE - 100 MEGOHMS MIN. BETWEEN ANY PAIR OF CONTACTS.

**THIS ASSEMBLY INCLUDES ONE TJT-120-A NUT AND ONE TJT-120-B LOCKWASHER.**

TERMINAL IDENTIFICATION



TERMINAL DETAIL

DATE	9-10-69	MATERIAL	
DRN. BY	M. Ambro	FINISH	
CHECKED BY		WEIGHT	
APPN. BY		TITLE	PHONE JACK ASSEMBLY
UNLESS OTHERWISE SPECIFIED		SCALE	2:1
DIMENSIONS ARE IN INCHES		DO NOT SCALE DWG.	
TOLERANCES ON FRACTIONS DECIMALS ANGLES		SHEET	OF
F	ADD NOTE 7	NEXUS STAMFORD, CONN.	
E	NOTE WAS "FULL THREAD TO WITHIN .060"	SIZE	B
D	ADDED NOTES 5 & 6	ORG. NO.	TJT-120
C	REDRAWN		
LKT.	REVISION		
	DATE CHK.		

# Mouser Electronics

Authorized Distributor

Click to View Pricing, Inventory, Delivery & Lifecycle Information:

[Amphenol:](#)

[TJT-120](#) [TJT-120-9](#) [TJT-120-2](#) [TJT-120-3](#)