


# KAE SERIES DIP SWITCH


ANTI-VANDAL SWITCHES  
DETECTOR SWITCHES  
DIP SWITCHES  
KEYLOCK SWITCHES  
NAVIGATION SWITCHES  
PUSHBUTTON SWITCHES  
ROCKER SWITCHES  
ROTARY SWITCHES  
SLIDE SWITCHES  
SNAP ACTION SWITCHES  
TACTILE SWITCHES  
TOGGLE SWITCHES  
CAP OPTIONS



## APPLICATIONS / MARKETS



Audio / Visual



Computer Peripherals



Consumer Electronics



Instrumentation



Telecommunication



Medical Equipment

# RoHS

## SPECIFICATIONS

**Electrical Rating:** 100mA @ 50VDC Non-Switching  
25mA @ 24VDC Switching  
**Life Expectancy:** 2,000 Cycles  
**Contact Resistance:** 50mΩ Max.  
**Insulation Resistance:** 100 MΩ Min. at 500VDC  
**Dielectric Strength:** 500VAC for 1 min.  
**Operating Temperature:** -20°C to 85°C  
**Storage Temperature:** -40°C to 85°C  
**Travel:** 1.0mm nominal  
**Contact Arrangement:** SPST each position

## FEATURES & BENEFITS

- Splayed, straight pins, or gullwing termination
- Packaging options include Tube or Tape & Reel
- Top tape seal option with recessed actuator
- Low profile
- Up to 12 positions
- Gold contacts
- Switches are supplied in "OFF" position

## PART NUMBER CONFIGURATOR

Series	No. of Positions	Actuator	Termination	Contact Material	Packaging
<input type="text" value="KAE"/>	<input type="text" value="01"/> 01 - 1 position 02 - 2 positions 03 - 3 positions 04 - 4 positions 05 - 5 positions 06 - 6 positions 07 - 7 positions 08 - 8 positions 09 - 9 positions 10 - 10 positions 12 - 12 positions	<input type="text" value="L"/> L - Extended S - Recessed without top tape seal T - Recessed with top tape seal	<input type="text" value="A"/> A - Splayed H - Straight G - Gullwing	<input type="text" value="G"/> G - Gold	<input type="text" value="T"/> T - Tube R - Tape & Reel

*Specifications subject to change without notice*



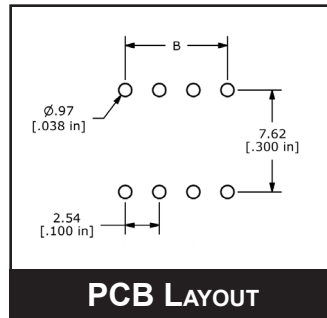
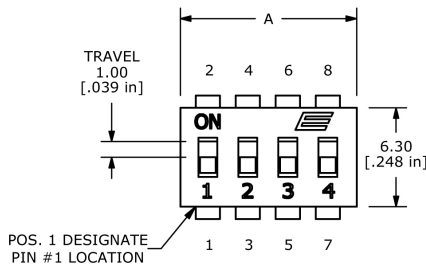
E-SWITCH®

www.e-switch.com

800.867.2717

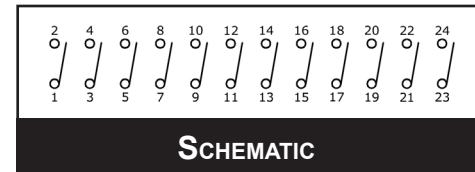
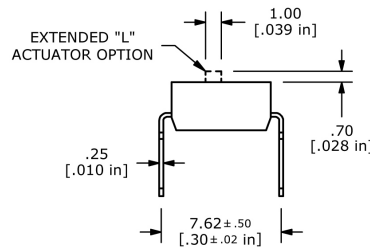
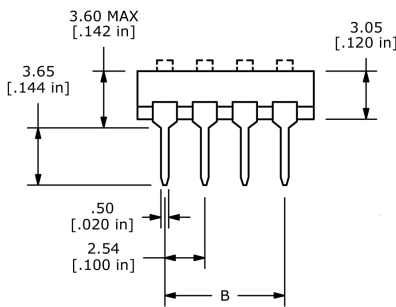
2

## STRAIGHT PIN TERMINALS



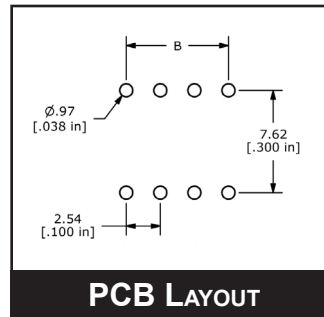
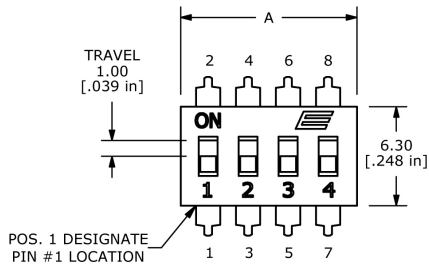
POSITIONS	DIM A	DIM B
1	3.58 [.141 in]	N/A
2	6.12 [.241 in]	2.54 [.100 in]
3	8.66 [.341 in]	5.08 [.200 in]
4	11.20 [.441 in]	7.62 [.300 in]
5	13.74 [.541 in]	10.16 [.400 in]
6	16.28 [.641 in]	12.70 [.500 in]
7	18.82 [.741 in]	15.24 [.600 in]
8	21.36 [.841 in]	17.78 [.700 in]
9	23.90 [.941 in]	20.32 [.800 in]
10	26.44 [1.041 in]	22.86 [.900 in]
12	31.52 [1.241 in]	27.94 [1.100 in]

POSITIONS CHART



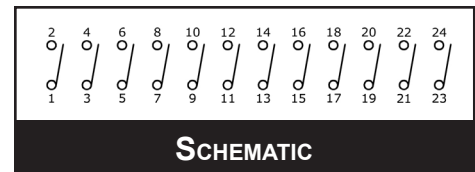
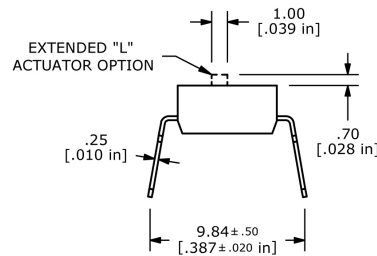
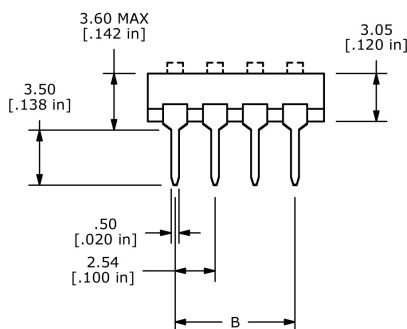
SCHEMATIC

## SPLAYED PIN TERMINALS



POSITIONS	DIM A	DIM B
1	3.58 [.141 in]	N/A
2	6.12 [.241 in]	2.54 [.100 in]
3	8.66 [.341 in]	5.08 [.200 in]
4	11.20 [.441 in]	7.62 [.300 in]
5	13.74 [.541 in]	10.16 [.400 in]
6	16.28 [.641 in]	12.70 [.500 in]
7	18.82 [.741 in]	15.24 [.600 in]
8	21.36 [.841 in]	17.78 [.700 in]
9	23.90 [.941 in]	20.32 [.800 in]
10	26.44 [1.041 in]	22.86 [.900 in]
12	31.52 [1.241 in]	27.94 [1.100 in]

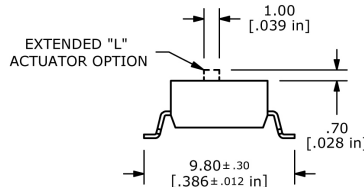
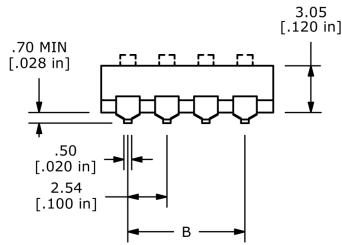
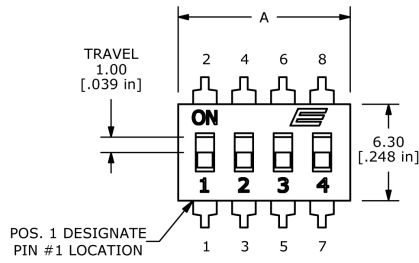
POSITIONS CHART



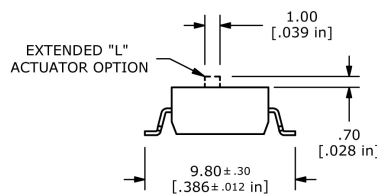
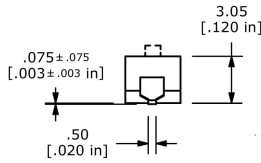
SCHEMATIC



## GULLWING TERMINALS



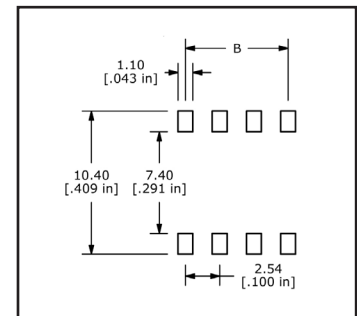
2-12 POSITIONS



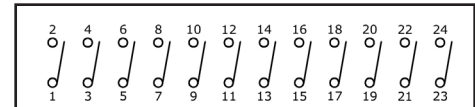
1 POSITION

POSITIONS	DIM A	DIM B
1	3.58 [.141 in]	N/A
2	6.12 [.241 in]	2.54 [.100 in]
3	8.66 [.341 in]	5.08 [.200 in]
4	11.20 [.441 in]	7.62 [.300 in]
5	13.74 [.541 in]	10.16 [.400 in]
6	16.28 [.641 in]	12.70 [.500 in]
7	18.82 [.741 in]	15.24 [.600 in]
8	21.36 [.841 in]	17.78 [.700 in]
9	23.90 [.941 in]	20.32 [.800 in]
10	26.44 [1.041 in]	22.86 [.900 in]
12	31.52 [1.241 in]	27.94 [1.100 in]

POSITIONS CHART



SMT PCB LAYOUT



SCHEMATIC



# Mouser Electronics

Authorized Distributor

Click to View Pricing, Inventory, Delivery & Lifecycle Information:

## E-Switch:

[KAE02TAGT](#) [KAE04TGGR](#) [KAE01LAGT](#) [KAE02LAGT](#) [KAE06TGGR](#) [KAE08TGGT](#) [KAE02SGGT](#) [KAE09SGGT](#)  
[KAE03TGGR](#) [KAE07TGGT](#) [KAE06TGGT](#) [KAE09LAGT](#) [KAE06LGGT](#) [KAE02TGGR](#) [KAE10TGGR](#) [KAE04LGGT](#)  
[KAE03TAGT](#) [KAE06SGGR](#) [KAE04LAGT](#) [KAE01SGGT](#) [KAE04LHGT](#) [KAE07LAGT](#) [KAE01TGGR](#) [KAE05LAGT](#)  
[KAE03TGGT](#) [KAE04TAGT](#) [KAE10TGGT](#) [KAE02LGGT](#) [KAE05SGGR](#) [KAE03LGGR](#) [KAE12TGGT](#) [KAE06SGGT](#)  
[KAE04SGGT](#) [KAE08SHGT](#) [KAE07LGGR](#) [KAE06LAGT](#) [KAE09LGGT](#) [KAE10LGGT](#) [KAE04TGGT](#) [KAE02LGGR](#)  
[KAE08SGGT](#) [KAE04LGGR](#) [KAE05TGGR](#) [KAE02LHGT](#) [KAE05TGGT](#) [KAE03LGGT](#) [KAE08LGGT](#) [KAE02TGGT](#)  
[KAE06TAGT](#) [KAE01SGGR](#) [KAE08LAGT](#) [KAE04SHGT](#) [KAE08TGGR](#) [KAE03SGGT](#)