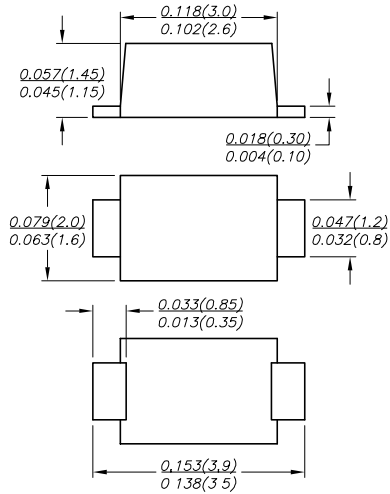


DSS22 THRU DSS210

SURFACE MOUNT SCHOTTKY BARRIER RECTIFIER

Reverse Voltage - 20 to 100 Volts Forward Current - 2.0 Ampere

SOD-123FL



FEATURES

- ◆ The plastic package carries Underwriters Laboratory Flammability Classification 94V-0
- ◆ Metal silicon junction, majority carrier conduction
- ◆ Low power loss, high efficiency
- ◆ High forward surge current capability
- ◆ High temperature soldering guaranteed:
260°C/10 seconds, 0.375" (9.5mm) lead length,
5 lbs. (2.3kg) tension

MECHANICAL DATA

Case: SOD-123FL molded plastic body
Terminals: Solderable per MIL-STD-750, Method 2026
Polarity: Color band denotes cathode end
Mounting Position: Any
Weight: 0.0007 ounce, 0.02 grams

MAXIMUM RATINGS AND ELECTRICAL CHARACTERISTICS

Ratings at 25°C ambient temperature unless otherwise specified.
 Single phase half-wave 60Hz, resistive or inductive load, for capacitive load current derate by 20%.

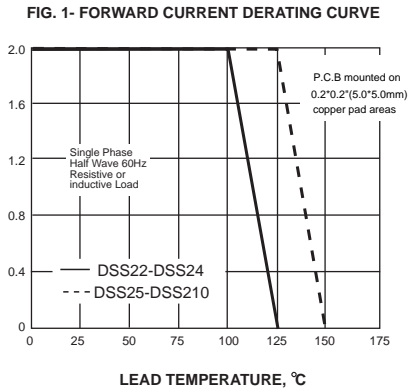
	SYMBOLS	DSS22	DSS23	DSS24	DSS25	DSS26	DSS27	DSS28	DSS29	DSS210	UNITS	
Maximum repetitive peak reverse voltage	V_{RRM}	20	30	40	50	60	70	80	90	100	V	
Maximum RMS voltage	V_{RMS}	14	21	28	35	42	49	56	63	70	V	
Maximum DC blocking voltage	V_{DC}	20	30	40	50	60	70	80	90	100	V	
Maximum average forward rectified current	$I_{(AV)}$	2.0									A	
Peak forward surge current 8.3ms single half sine-wave superimposed on rated load	I_{FSM}	40.0									A	
Maximum instantaneous forward voltage at 2.0A	V_F	0.55			0.70			0.85			V	
Maximum DC reverse current $T_A=25^\circ\text{C}$ at rated DC blocking voltage $T_A=100^\circ\text{C}$	I_R	0.5			10.0			0.1			mA	
Typical junction capacitance (NOTE 1)	C_J	220			180						pF	
Typical thermal resistance (NOTE 2)	$R_{\theta JA}$	95										°C/W
Operating junction temperature range	T_J	-55 to +125			-55 to +150						°C	
Storage temperature range	T_{STG}	-55 to +150									°C	

Note: 1. Measured at 1MHz and applied reverse voltage of 4.0V D.C.

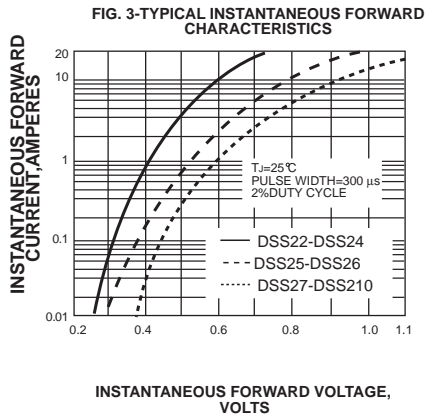
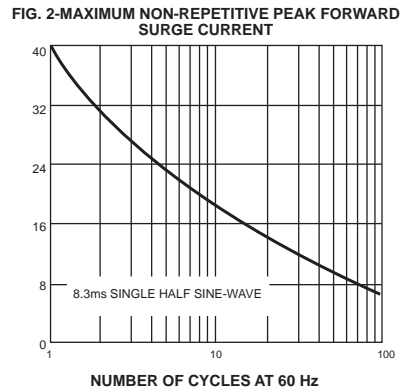
2. PCB mounted on 0.2*0.2" (5.0*5.0mm) copper pad area.

RATINGS AND CHARACTERISTIC CURVES DSS22 THRU DSS210

AVERAGE FORWARD RECTIFIED CURRENT, AMPERES



PEAK FORWARD SURGE CURRENT, AMPERES



INSTANTANEOUS REVERSE CURRENT, MILLIAMPERES

