

254415-E ✓ ACTIVE

ERNI | ERNI SMC

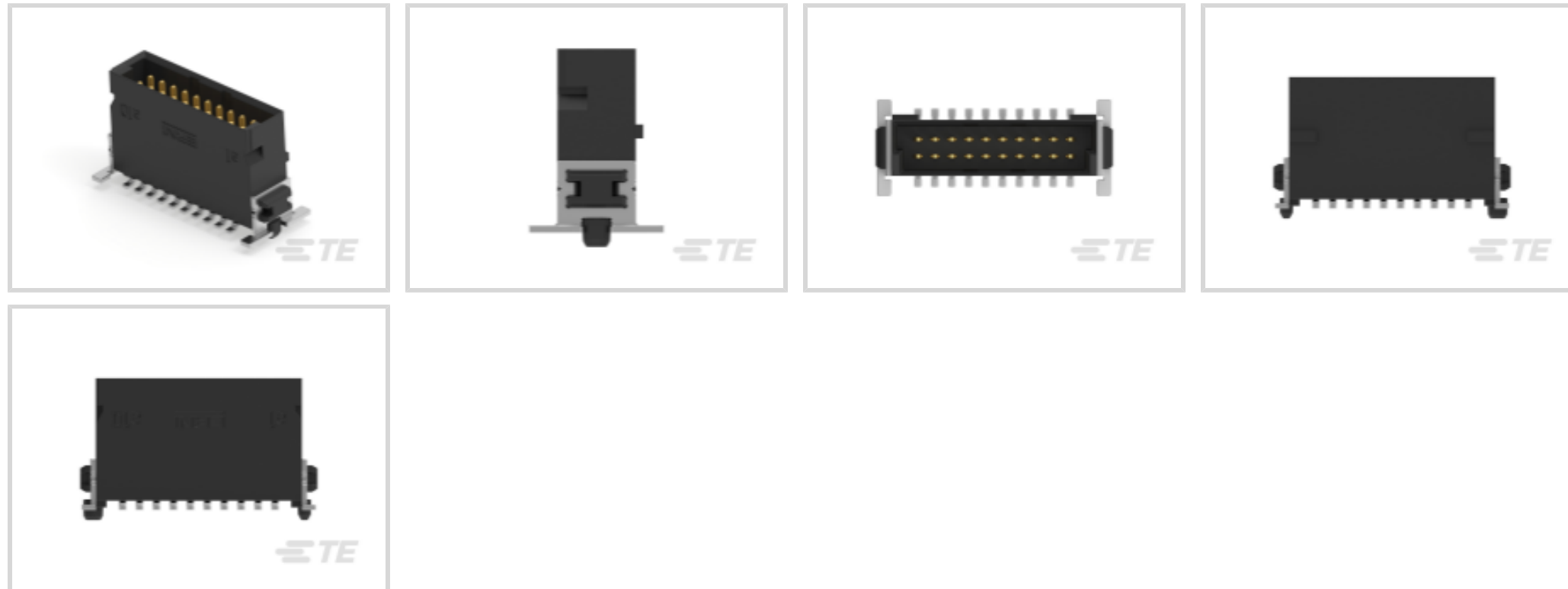
TE Internal #: 254415-E

PCB Mount Header, Vertical, Board-to-Board, 20 Position, 1.27 mm
[.05 in] Centerline, Fully Shrouded, Gold (Au), Surface Mount, ERNI
SMC

[View on TE.com >](#)



Connectors > PCB Connectors > PCB Headers & Receptacles



PCB Connector Assembly Type: **PCB Mount Header**

PCB Mount Orientation: **Vertical**

Connector System: **Board-to-Board**

Number of Positions: **20**

Number of Rows: **2**

Features

Product Type Features

PCB Connector Assembly Type	PCB Mount Header
Connector System	Board-to-Board
Header Type	Fully Shrouded
Sealable	No
Connector & Contact Terminates To	Printed Circuit Board

Configuration Features

Stacking Configuration	Stack Through
Number of Columns	10
Number of Loaded Positions	20
Stackable	Yes
Connector Contact Load Condition	Fully Loaded
PCB Mount Orientation	Vertical
Number of Positions	20
Number of Rows	2



Board-to-Board Configuration	Parallel
------------------------------	----------

Electrical Characteristics

Dielectric Withstanding Voltage (Max)	500 Vrms
---------------------------------------	----------

Body Features

Connector Profile	High
Primary Product Color	Black

Contact Features

Contact Mating Area Length	4 mm[.157 in]
PCB Contact Termination Area Plating Material Thickness	4 – 6 μm [157.48 – 236.22 μin]
Contact Layout	Matrix
Contact Shape & Form	Rectangular
PCB Contact Termination Area Plating Material	Tin
Contact Base Material	Copper Alloy
Contact Mating Area Plating Material	Gold (Au)
Contact Type	Pin
Contact Current Rating (Max)	1.7 A

Termination Features

Termination Method to PCB	Surface Mount
---------------------------	---------------

Mechanical Attachment

Mounting Alignment Feature Length	.75 mm[.029 in]
PCB Mount Alignment Type	Locating Posts
PCB Mount Retention Type	Location Peg
Mating Alignment	With
Mating Alignment Type	Polarization
PCB Mount Retention	With
PCB Mount Alignment	With
Connector Mounting Type	Board Mount

Housing Features

Mating Entry Location	Top
Centerline (Pitch)	1.27 mm[.05 in]
Housing Material	LCP

Dimensions



Connector Length	17.78 mm[.7 in]
Connector Height	9.85 mm[.388 in]
Connector Width	7.2 mm[.283 in]
Profile Height from PCB	9.85 mm[.388 in]
Row-to-Row Spacing	1.27 mm[.05 in]
Stack Height	4.85 mm[.191 in]

Usage Conditions

Operating Temperature (Max)	125 °C[257 °F]
Operating Temperature Range	-55 – 125 °C[-67 – 257 °F]

Operation/Application

Shielded	No
Circuit Application	Power & Signal

Industry Standards

Compatible With Agency/Standards Products	DIN, UL
Compatible With Approved Standards Products	UL
Industry Standard	IEC
UL Flammability Rating	UL 94V-0

Packaging Features

Packaging Reel Diameter	330 mm[12.99 in]
Packaging Quantity	250
Packaging Method	Tape & Reel

Product Compliance

[For compliance documentation, visit the product page on TE.com>](#)

EU RoHS Directive 2011/65/EU	Compliant
EU ELV Directive 2000/53/EC	Not Yet Reviewed
China RoHS 2 Directive MIIT Order No 32, 2016	No Restricted Materials Above Threshold
EU REACH Regulation (EC) No. 1907/2006	Current ECHA Candidate List: JUNE 2024 (241) Candidate List Declared Against: JUNE 2023 (235) Does not contain REACH SVHC
Halogen Content	Not Yet Reviewed for halogen content
Solder Process Capability	Not reviewed for solder process capability

Product Compliance Disclaimer

This information is provided based on reasonable inquiry of our suppliers and represents our current actual knowledge based on the information they provided. This information is subject to change. The part numbers that TE has identified as EU RoHS compliant have a maximum concentration of 0.1% by weight in homogenous materials for lead, hexavalent chromium, mercury, PBB, PBDE, DBP, BBP, DEHP, DIBP, and 0.01% for cadmium, or qualify for an exemption to these limits as defined in the Annexes of Directive 2011/65/EU (RoHS2). Finished electrical and electronic equipment products will be CE marked as required by Directive 2011/65/EU. Components may not be CE marked. Additionally, the part numbers that TE has identified as EU ELV compliant have a maximum concentration of 0.1% by weight in homogenous materials for lead, hexavalent chromium, and mercury, and 0.01% for cadmium, or qualify for an exemption to these limits as defined in the Annexes of Directive 2000/53/EC (ELV). Regarding the REACH Regulation, the information TE provides on SVHC in articles for this part number is based on the latest European Chemicals Agency (ECHA) 'Guidance on requirements for substances in articles' posted at this URL: <https://echa.europa.eu/guidance-documents/guidance-on-reach>

Compatible Parts



TE Part # 354056-E
SMCB 20 F AB VV 7-13 CL * H007 137 E002



TE Part # 354063-E
SMCB 20 F AB VV 7-03 CL * H007 137 E002



TE Part # 354071-E
SMCB 20 F AB VV 7-23 CL * H007 137 E002



TE Part # 354079-E
SMCQ 20 F AB VV 7-03 CL * 0007 137 E002




TE Part # 294814-E
SMCB 20 F AB VV 6-01 VH * 0008 137 E002

Also in the Series | ERNI SMC




Board-In Connectors(6)



Connector Adapters & Connector Savers(45)



PCB Headers & Receptacles(81)

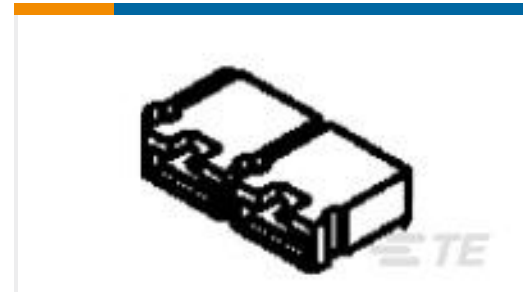





Pluggable I/O Cable Assemblies(27)



Wire-to-Board Connector Assemblies & Housings(5)

Customers Also Bought

TE Part #1-794610-2
MICRO MNL RPT CNT,LS PC 30AU LTE Part #827914-1
2P SHUNTSTECKERTE Part #826647-3
3P AMPMODU II STIFT LEITE Part #5-826947-0
MOD2 PIN HEADER 50PTE Part #114711-E
MICROS STV 6 407 188 * 0007 J 3
114711 MTE Part #2-826656-8
28P AMPMODU II STIFT LEITE Part #225457-E
M12 FEMALE, A CODE,RA, 5P THR
REAR MOUNTTE Part #354071-E
SMCB 20 F AB VV 7-23 CL * H007 137
E002TE Part #5-1393788-3
Small Signal Relay, Axicom P2
Standard

Documents

Product Drawings

[SMCQ 20 M AB VV 8-23 CL * H007 137 E005](#)

English

[SMCQ 20 M AB VV 8-23 CL * H007 137 E005](#)

German

CAD Files

Customer View Model

[ENG_CVM_CVM_254415-E_1.3d_igs.zip](#)



English

Customer View Model

[ENG_CVM_CVM_254415-E_1.3d_stp.zip](#)

English

Customer View Model

[ENG_CVM_CVM_254415-E_1.2d_dxf.zip](#)

English

3D PDF

3D

By downloading the CAD file I accept and agree to the [Terms and Conditions](#) of use.

Datasheets & Catalog Pages

[Datasheet - ERNI SMC 1.27mm Connectors](#)

English

[Datasheet - ERNI SMC 1.27mm Connectors](#)

German

Product Specifications

[SMC_Receptacle_with_Ribbon_Cable_IDC_and_Header](#)

English