




Connectors > PCB Connectors > Wire-to-Board Connectors > Wire-to-Board Connector Assemblies & Housings



Connector Product Type: **Connector Assembly**

Connector & Housing Type: **Receptacle**

Connector System: **Wire-to-Board**

Number of Positions: **16**

Centerline (Pitch): **2.54 mm [.1 in]**

Features

Product Type Features

Applied Pressure	Standard
Connector Product Type	Connector Assembly
Connector & Housing Type	Receptacle
Connector System	Wire-to-Board
Sealable	No
Connector & Contact Terminates To	Wire & Cable

Configuration Features

Number of Positions	16
Number of Rows	2

Electrical Characteristics

Termination Resistance	12 mΩ
Insulation Resistance	5000 MΩ
Dielectric Withstanding Voltage (Max)	750 V

Body Features

Primary Product Color	Black
-----------------------	-------

Contact Features

Contact Type	Socket
PCB Contact Termination Area Plating Material	Tin



Contact Base Material	Copper Alloy
Contact Current Rating (Max)	3 A

Termination Features

Termination Method to Wire & Cable	Insulation Displacement (IDC)
------------------------------------	-------------------------------

Mechanical Attachment

Mating Retention	Without
Connector Mounting Type	Cable Mount (Free-Hanging)

Housing Features

Housing Entry Configuration	Both Ends Closed
Housing Material	Thermoplastic
Centerline (Pitch)	2.54 mm [.1 in]

Dimensions

Connector Length	20.32 mm [.8 in]
Connector Height	6.1 mm [.24 in]
Compatible Insulation Diameter Range	1.27 mm [.05 in]
Wire Size	.3 – .5 mm ²
Row-to-Row Spacing	2.54 mm [.1 in]

Usage Conditions

Operating Temperature Range	-65 – 105 °C [-85 – 221 °F]
-----------------------------	-----------------------------

Operation/Application

Circuit Application	Signal
---------------------	--------

Industry Standards

Glow Wire Rating	Standard Part - Not Glow Wire
Compatible With Approved Standards Products	CSA LR7189, UL E28476
UL Flammability Rating	UL 94V-0

Packaging Features

Packaging Quantity	150
Packaging Method	Tray

Product Compliance

For compliance documentation, visit the product page on [TE.com](#)>





EU RoHS Directive 2011/65/EU	Not Compliant
EU ELV Directive 2000/53/EC	Compliant with Exemptions
China RoHS 2 Directive MIIT Order No 32, 2016	Restricted Materials Above Threshold
EU REACH Regulation (EC) No. 1907/2006	Current ECHA Candidate List: JUNE 2024 (241) Candidate List Declared Against: JUNE 2024 (241) SVHC > Threshold: Pb (13% in Component Part) Article Safe Usage Statements: Do not eat, drink or smoke when using this product. Wash thoroughly after handling. Recycle if possible and dispose of the article by following all applicable governmental regulations relevant to your geographic location.
Halogen Content	Low Halogen - Br, Cl, F, I < 900 ppm per homogenous material. Also BFR/CFR/PVC Free
Solder Process Capability	Not applicable for solder process capability

Product Compliance Disclaimer

This information is provided based on reasonable inquiry of our suppliers and represents our current actual knowledge based on the information they provided. This information is subject to change. The part numbers that TE has identified as EU RoHS compliant have a maximum concentration of 0.1% by weight in homogenous materials for lead, hexavalent chromium, mercury, PBB, PBDE, DBP, BBP, DEHP, DIBP, and 0.01% for cadmium, or qualify for an exemption to these limits as defined in the Annexes of Directive 2011/65/EU (RoHS2). Finished electrical and electronic equipment products will be CE marked as required by Directive 2011/65/EU. Components may not be CE marked. Additionally, the part numbers that TE has identified as EU ELV compliant have a maximum concentration of 0.1% by weight in homogenous materials for lead, hexavalent chromium, and mercury, and 0.01% for cadmium, or qualify for an exemption to these limits as defined in the Annexes of Directive 2000/53/EC (ELV). Regarding the REACH Regulation, the information TE provides on SVHC in articles for this part number is based on the latest European Chemicals Agency (ECHA) 'Guidance on requirements for substances in articles' posted at this URL: <https://echa.europa.eu/guidance-documents/guidance-on-reach>


Compatible Parts




TE Part # 58074-1
MTA 50/100/156 MANUAL TOOL
FRAME

Customers Also Bought







TE Part #T4062213004-001
RPC-M8-4MR-0.5SH-M8-4FS-PVC




TE Part #796634-2
2 POS 5.08MM R/A PLUG,TRM BLK




TE Part #5-146280-2
02 MODII HDR SRST B/A .100CL




TE Part #881545-2
SHUNT LP W/HANDLE 2 POS 30AU




TE Part #5-146274-4
04 MODII HDR SRST B/A .100CL




TE Part #4-2176339-7
CRGCQ 0603 68K 1%



TE Part #1-534237-4
16 MODII VRT SR CE 100/115



TE Part #58247-3
MTA 156 CRIMP HEAD PRODUCTION
RBBN CABLE



TE Part #2-2176484-3
RA73F 2A 10K 0.1% 5K RL

Documents

Product Drawings
16 AMPMODU MT ASSY DR .100CL
English

CAD Files
3D PDF
3D
Customer View Model
ENG_CVM_CVM_102448-6_T.2d_dxf.zip
English
Customer View Model
ENG_CVM_CVM_102448-6_T.3d_igs.zip
English
Customer View Model
ENG_CVM_CVM_102448-6_T.3d_stp.zip
English

By downloading the CAD file I accept and agree to the Terms and Conditions of use.

Product Specifications



Application Specification

English

Instruction Sheets

Instruction Sheet (U.S.)

English

Pneumatic Pistol Grip Tool

English