

Cartridge Fuse, 6.3x32 mm, 440 - 500 VAC, 63 - 500 VDC 1-32 A, High Breaking Capacity up to 1500 A

new



UL 248-14 · 440 - 500 VAC · 63 - 500 VDC · Quick-Acting F

Approvals and Compliances

Description

- 6.3 x 32 mm fuses for primary protection
- 16 rated currents from 1 A to 32 A
- Pigtails optional

Unique Selling Proposition

- High rated voltages up to 500 VAC / VDC
- High breaking capacity up to 1500 A

Applications

- 3-phase applications
- DC applications
- Power supplies
- Frequency converter
- Power electronics

References


[Packaging Details](#)

Pigtail Type [8020.5078.G](#); [SHF 6.3x32 Pigtail](#)

Weblinks

[pdf datasheet](#), [html-datasheet](#), [General Product Information](#), [Packaging details](#), [Distributor-Stock-Check](#), [Detailed request for product](#), [Microsite](#)

Technical Data

Rated Voltage	440 - 500 VAC, 63 - 500 VDC
Rated current	1 - 32 A
Breaking Capacity	1500 A - 20 kA
Characteristic	Quick-Acting F
Mounting	Fuseholder / Clip
Admissible Ambient Air Temp.	-40 °C to 85 °C
Climatic Category	40/085/21 acc. to IEC 60068-1
Material: Tube	Ceramic
Material: Endcaps	Nickel-Plated Copper Alloy
Material: Axial Leads	Tin-Plated Copper
Unit Weight	2.84 g
Storage Conditions	0 °C to 60 °C, max. 70% r.h.
Product Marking	 Type, Rated current, Rated Voltage, Characteristic, Breaking capacity, Approvals


Approvals and Compliances

Detailed information on product approvals, code requirements, usage instructions and detailed test conditions can be looked up in [Details about Approvals](#)

Approvals



The approval mark is used by the testing authorities to certify compliance with the safety requirements placed on electronic products.

Approval Reference Type: SHF 6.3x32

Approval Logo	Certificates	Certification Body	Description
	UL Approvals	UL	UL File Number: E41599

Product standards

Product standards that are referenced

Organization	Design	Standard	Description
	Designed according to	UL 248-14	Low voltage fuses - Part 14: Additional fuses
	Designed according to	CSA22.2 No. 248.14	Low-Voltage Fuses - Part 14: Supplemental Fuses





Application standards

Application standards where the product can be used


Organization	Design	Standard	Description
	Designed for applications acc.	IEC/UL 60950	IEC 60950-1 includes the basic requirements for the safety of information technology equipment.

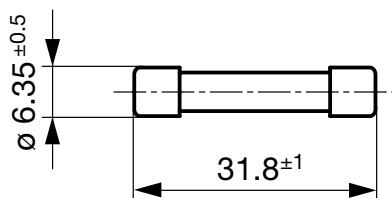
Compliances

The product complies with following Guide Lines

Identification	Details	Initiator	Description
	CE declaration of conformity	SCHURTER AG	The CE marking declares that the product complies with the applicable requirements laid down in the harmonisation of Community legislation on its affixing in accordance with EU Regulation 765/2008.
	RoHS	SCHURTER AG	EU Directive RoHS 2011/65/EU
	China RoHS	SCHURTER AG	The law SJ / T 11363-2006 (China RoHS) has been in force since 1 March 2007. It is similar to the EU directive RoHS.
	REACH	SCHURTER AG	On 1 June 2007, Regulation (EC) No 1907/2006 on the Registration, Evaluation, Authorization and Restriction of Chemicals 1 (abbreviated as "REACH") entered into force.

Dimension [mm]

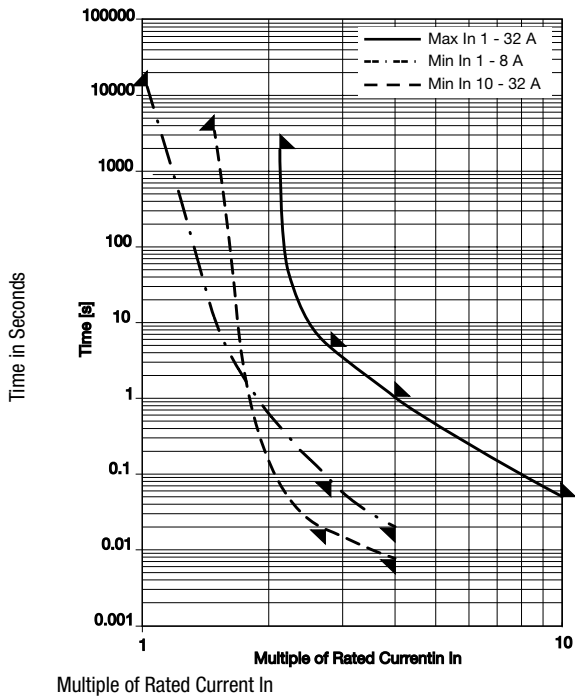
 6.3 mm



Pre-Arcing Time


Rated Current In	1.0 x In min.	1.5 x In min.	2.1 x In max.	2.75 x In min.	2.75 x In max.	4.0 x In min.	4.0 x In max.	10.0 x In min.	10.0 x In max.
1 A - 8 A		60 min	30 min	20 ms	5 s	8 ms	1 s	-	50 ms
10 A - 32 A	240 min		30 min	100 ms	5 s	20 ms	1 s	-	50 ms

Time-Current-Curves



All Variants

Rated Current [A]	Rated Voltage [VAC]	Rated Voltage [VDC]	Breaking Capacity	Voltage Drop 1.0 I _n max. [mV]	Power Dissipation 1.5 I _n max. [mW]	Melting I ² t 10.0 Intyp. [A ² s]	Order Number
1	500	500	1)	400	1200	1.5	● 8020.5068
1	500	500	1)	400	1200	1.5	● 8020.5068.G
1.25	500	500	1)	300	1300	2.9	● 8020.5069
1.25	500	500	1)	300	1300	2.9	● 8020.5069.G
1.6	500	400	2)	300	1400	5.8	● 8020.5070
1.6	500	400	2)	300	1400	5.8	● 8020.5070.G
2	500	400	2)	280	1700	2	● 8020.5071
2	500	400	2)	280	1700	2	● 8020.5071.G
2.5	500	400	2)	260	2000	3.8	● 8020.5072
2.5	500	400	2)	260	2000	3.8	● 8020.5072.G
3.15	500	400	2)	240	2300	8.6	● 8020.5073
3.15	500	400	2)	240	2300	8.6	● 8020.5073.G
4	500	400	2)	220	2900	14.6	● 8020.5074
4	500	400	2)	220	2900	14.6	● 8020.5074.G
5	500	400	2)	190	2900	33.2	● 8020.5075
5	500	400	2)	190	2900	33.2	● 8020.5075.G
6.3	500	400	2)	170	3400	61.6	● 8020.5076
6.3	500	400	2)	170	3400	61.6	● 8020.5076.G
8	500	400	2)	160	3700	120	● 8020.5077
8	500	400	2)	160	3700	120	● 8020.5077.G
10	500	400	2)	150	4500	220	● 8020.5078
10	500	400	2)	150	4500	220	● 8020.5078.G
12.5	500	400	2)	140	5500	480	● 8020.5079
12.5	500	400	2)	140	5500	480	● 8020.5079.G
16	500	400	2)	130	6800	760	● 8020.5080
16	500	400	2)	130	6800	760	● 8020.5080.G
20	440	63	3)	130	9500	1350	● 8020.5081
20	440	63	3)	130	9500	1350	● 8020.5081.G

Rated Current [A]	Rated Voltage [VAC]	Rated Voltage [VDC]	Breaking Capacity	Voltage Drop 1.0 In max. [mV]	Power Dissipation 1.5 I _n max. [mW]	Melting I ² t 10.0 Intyp. [A ² s]	 Order Number
25	440	63	3)	120	13000	2150	● 8020.5082
25	440	63	3)	120	13000	2150	● 8020.5082.G
32	440	63	3)	120	16000	4750	● 8020.5083
32	440	63	3)	120	16000	4750	● 8020.5083.G

Most Popular:

Availability for all products can be searched real-time: <https://www.schurter.com/en/Stock-Check/Stock-Check-SCHURTER>

- 1) 1500 A @ 500 VAC, cos φ = 0.99 - 1
1500 A @ 250 VAC, cos φ = 0.7 - 0.8
10 kA @ 125 VAC, cos φ = 0.7 - 0.8
1500 A @ 500 VDC
20 kA @ 63 VDC
- 2) 1500 A @ 500 VAC, cos φ = 0.99 - 1
1500 A @ 250 VAC, cos φ = 0.7 - 0.8
10 kA @ 125 VAC, cos φ = 0.7 - 0.8
1500 A @ 400 VDC
20 kA @ 63 VDC
- 3) 1500 A @ 440 VAC, cos φ = 0.99 - 1
1500 A @ 250 VAC, cos φ = 0.7 - 0.8
10 kA @ 125 VAC, cos φ = 0.7 - 0.8
20 kA @ 63 VDC

Packaging Unit	xxxx.xxxx	Small Box Pack (10 pcs.)
	xxxx.xxxx.G	Bulk (1000 pcs.)

Mouser Electronics

Authorized Distributor

Click to View Pricing, Inventory, Delivery & Lifecycle Information:

Schurter:

[8020.5069](#) [8020.5077](#) [8020.5076](#) [8020.5068](#) [8020.507](#) [8020.5074](#) [8020.5075](#) [8020.5072](#) [8020.5073](#) [8020.5071](#)
[8020.5070](#) [8020.5072.G](#) [8020.5069.G](#) [8020.5076.G](#) [8020.5068.G](#) [8020.5077.G](#) [8020.5073.G](#) [8020.5078](#)
[8020.5070.G](#) [8020.5071.G](#) [8020.5074.G](#) [8020.5075.G](#) [8020.5079.G](#) [8020.5083](#) [8020.5082](#) [8020.5080.G](#)
[8020.5080](#) [8020.5081](#) [8020.5083.G](#) [8020.5079](#) [8020.5081.G](#) [8020.5082.G](#) [8020.5078.G](#)