



CGS | CGS SBC

TE Internal #: 1623722-5

Power Resistor, Wire Wound, 11 W, 18 ohm, 5 %, ±400 ppm/°C, Axial-Leaded, Copper Termination, 50 x 10 x 9 mm, Loose Piece - Box, CGS SBC

[View on TE.com >](#)

Passive Components > Resistors > Through-Hole Resistors > Wirewound Resistor: Axial Mount, 17 Watt



Resistor Type: **Power Resistor**

Element Type: **Wire Wound**

Power Rating: **11 W**

Resistance Class: **Up to 1kΩ**

Resistance Value: **18 Ω**

[All Wirewound Resistor: Axial Mount, 17 Watt \(40\)](#)

## Features

### Product Type Features

Resistor Type	Power Resistor
Element Type	Wire Wound

### Configuration Features

Number of Resistors	1
---------------------	---

### Electrical Characteristics

Power Rating	11 W
Resistance Class	Up to 1kΩ
Resistance Value	18 Ω
Passive Component Tolerance	5 %

### Body Features

Lead Type	Axial-Leaded
-----------	--------------

### Termination Features

Termination Area Base Material	Copper
Number of Terminations	2

### Dimensions

Passive Component Dimensions	50 x 10 x 9 mm
------------------------------	----------------



### Usage Conditions

Operating Temperature Range	-55 – 350 °C
Temperature Coefficient	±400 ppm/°C

### Packaging Features

Packaging Method	Loose Piece - Box
------------------	-------------------

### Product Compliance

[For compliance documentation, visit the product page on TE.com>](#)

EU RoHS Directive 2011/65/EU	Compliant
EU ELV Directive 2000/53/EC	Compliant
China RoHS 2 Directive MIIT Order No 32, 2016	No Restricted Materials Above Threshold
EU REACH Regulation (EC) No. 1907/2006	Current ECHA Candidate List: JUNE 2024 (241) Candidate List Declared Against: JUNE 2023 (235) Does not contain REACH SVHC
Halogen Content	Low Halogen - Br, Cl, F, I < 900 ppm per homogenous material. Also BFR/CFR/PVC Free
Solder Process Capability	Wave solder capable to 265°C


#### Product Compliance Disclaimer

This information is provided based on reasonable inquiry of our suppliers and represents our current actual knowledge based on the information they provided. This information is subject to change. The part numbers that TE has identified as EU RoHS compliant have a maximum concentration of 0.1% by weight in homogenous materials for lead, hexavalent chromium, mercury, PBB, PBDE, DBP, BBP, DEHP, DIBP, and 0.01% for cadmium, or qualify for an exemption to these limits as defined in the Annexes of Directive 2011/65/EU (RoHS2). Finished electrical and electronic equipment products will be CE marked as required by Directive 2011/65/EU. Components may not be CE marked. Additionally, the part numbers that TE has identified as EU ELV compliant have a maximum concentration of 0.1% by weight in homogenous materials for lead, hexavalent chromium, and mercury, and 0.01% for cadmium, or qualify for an exemption to these limits as defined in the Annexes of Directive 2000/53/EC (ELV). Regarding the REACH Regulation, the information TE provides on SVHC in articles for this part number is based on the latest European Chemicals Agency (ECHA) 'Guidance on requirements for substances in articles' posted at this URL: <https://echa.europa.eu/guidance-documents/guidance-on-reach>

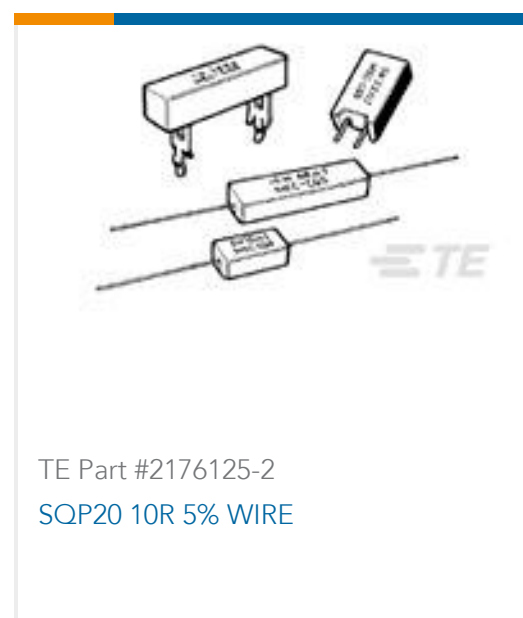
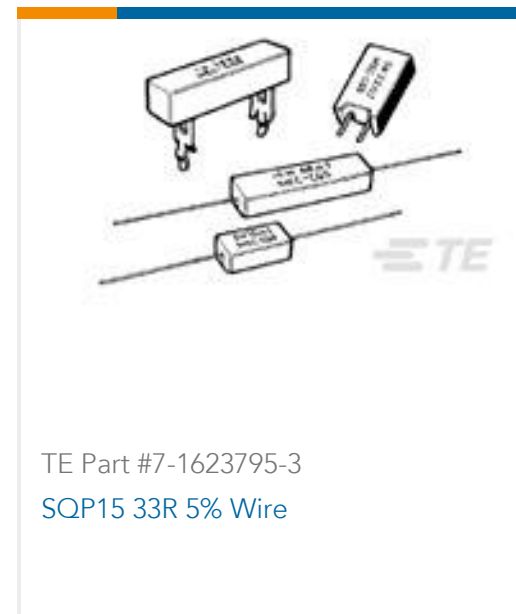
### Compatible Parts



Also in the Series | **CGS SBC**



Customers Also Bought



Documents

**Product Drawings**

[SBCH 11 18R 5%](#)

English

**Datasheets & Catalog Pages**

[4-1773460-6\\_RESISTIVE\\_SOLUTIONS\\_RAIL](#)

English



[1309350\\_PASSIVE\\_COMPONENT](#)

English

[8-1773459-4\\_POWER\\_FILTERING\\_AND\\_RESISTIVE\\_SOLUTIONS\\_FOR\\_ELEVATORS\\_AND\\_ESCALATORS](#)

English

[High Power Resistor - Type SBC \(Square Ceramic\) Series - Tyco Electronics Passives](#)

English