

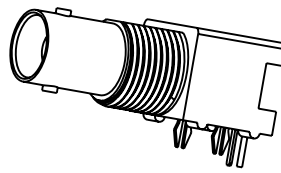
NOTES:

1. MATERIALS AND FINISHES:
 BODY - ZINC DIE CAST, NICKEL PLATING
 CONTACT - PHOSPHOR BRONZE, GOLD PLATING (.000003 THICK)
 @ CONTACT AREA ONLY, TIN PLATING AT TAIL, NICKEL PLATED OVERALL
 INSULATOR - POLYPROPYLENE
 HOUSING - PBT 15% G.F., BLACK
 FORK PIN - BRASS, TIN PLATING
 GROUNDING TERMINAL - STEEL, TIN PLATING
2. ELECTRICAL:
 A. IMPEDANCE: 50 OHM
 B. FREQUENCY RANGE: DC - 1 GHz
 C. DIELECTRIC WITHSTANDING VOLTAGE: 1500 VRMS, MIN.
3. MECHANICAL:
 A. DURABILITY: 500 CYCLES MIN.
 B. TEMPERATURE RANGE: -55° C TO 85° C
4. PACKAGING:
 A. PACKAGED IN PACKING TRAYS
 B. QUANTITY PER TRAY: 40
5. SEPERATELY SUPPLIED MOUNTING HARDWARE
 TO BE TIGHTENED TO 10 IN-LBS MIN/15 IN-LBS MAX
 WHEN ASSEMBLING TO PANEL

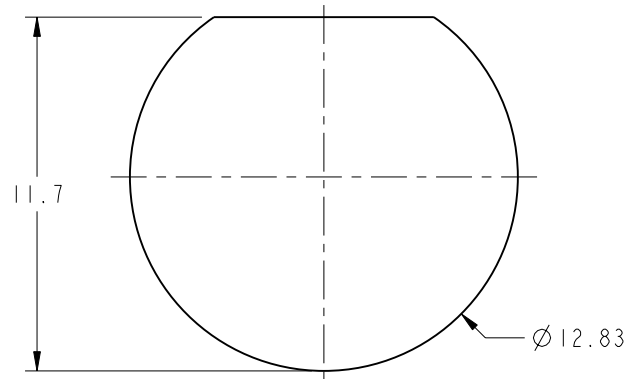
THIRD ANGLE PROJ.

REVISIONS

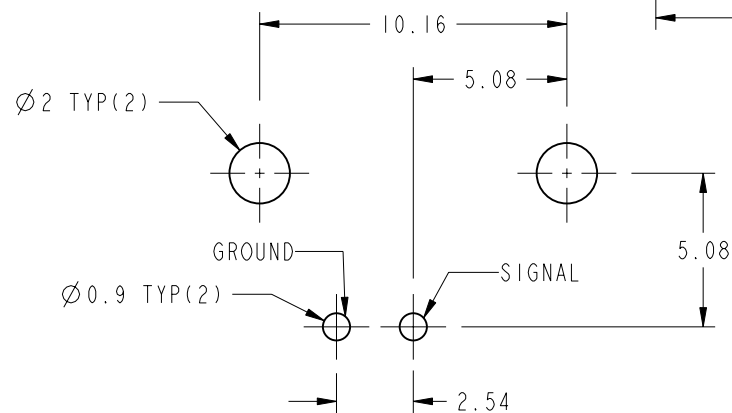
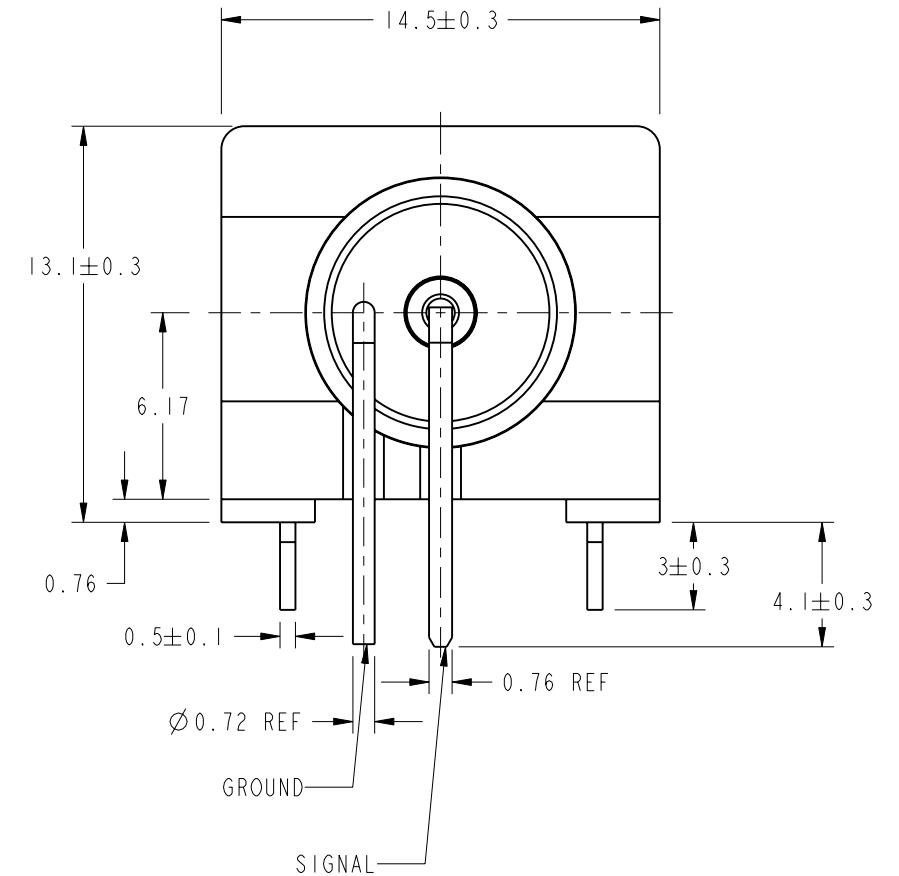
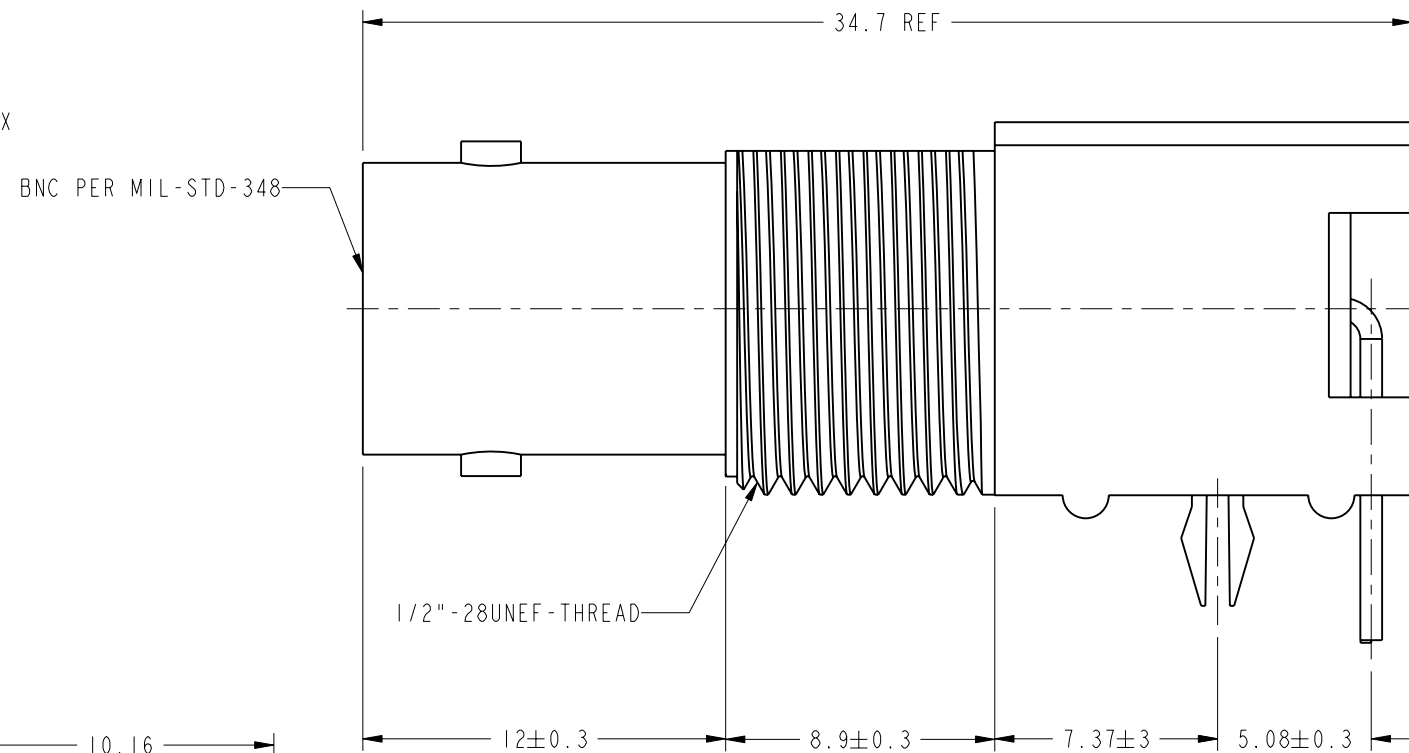
REV	DESCRIPTION	DATE	ECO	APPR
A	RELEASE TO MFG.	01/20/93	39301	JM/RV
B	SEE SHEET 1	4/30/96	40246	JM/DR
C	SEE SHEET 1	10/11/96	41588	CPM/
D	SEE SHEET 1	2/3/05	45255	CPM/
E	UPDATED FORMAT AND NOMINAL ENVELOPE DIMENSIONS	5/22/13	49541	EW
F	CORRECTED LEG LENGTH ERROR, PICTORIAL UPDATED	8/9/13	49673	SH



SCALE 1.000



PANEL CUTOUT



RECOMMENDED PCB LAYOUT

CUSTOMER OUTLINE DRAWING

ALL OTHER SHEETS ARE FOR INTERNAL USE ONLY

UNLESS OTHERWISE SPECIFIED, DIMENSIONS ARE IN METRIC AND TOLERANCES ARE:
 <0.5mm ±0.05mm 0.5 - 6mm ±0.1mm 6 - 30mm ±0.2mm 30 - 120mm ±0.3mm ANGLES ±1°

NOTICE - These drawings, specifications, or other data (1) are, and remain the property of Amphenol corp. (2) must be returned upon request; and (3) are confidential and not to be disclosed to any person other than those to whom they are given by Amphenol Corp. the furnishing of these drawings, specifications, or other data by Amphenol Corp., or to any other person to anyone for any purpose is not to be regarded by implication or otherwise in any manner licensing, granting rights to permitting such holder or any other person to manufacture, use or sell any product, process or design, patented or otherwise, that may in any way be related to or disclosed by said drawings, specifications, or other data.

MATERIAL	-
REFERENCE	
CONFIGURATION LEVEL:	
FINISH	

DRAWN	ERIC WANKOFF	DATE	22-Jun-12
ENGINEER	R. VACCARO	DATE	1-20-93
APPROVED	J. MULVEY	DATE	8-24-92
CAD FILE			

TITLE	
50 OHM BNC R/A JACK, ISOLATED LOW PROFILE	
SCALE: 4.0:1.0	SHEET 2 OF 2
DWG SIZE	REV
B	F

Amphenol RF	
www.amphenolrf.com	
DRAWING NO. 31-5540-1010	
ITEM NO. 31-5540-1010	
PART NO. 31-5540-1010	