

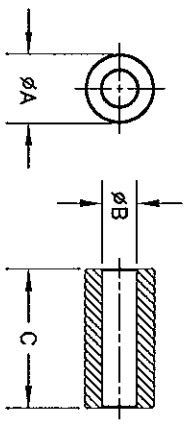
Made in China

NOTES:

- 1 - BURNISH TO BREAK SHARP EDGES.
- 2 - PACKAGING: 150 PIECES (EVERY OTHER CELL)/300 CELL [PKG-129], 3 CELLS/F2 [PKG-106] = 450 PIECES/CARTON.

UNCONTROLLED COPY WHEN PRINTED

SIZE	PART NO.	REV.
B	2646540402	0



A 13.85/14.75 **B** 7.05/7.45 **C** 27.85/29.35
 .563 .285 1.126

BOLD NUMBERS ARE IN MILLIMETERS**, LIGHT NUMBERS ARE IN INCHES.

ELECTRICAL SPECIFICATIONS					
$\Sigma L/A(\text{mm}^{-1})$	l_e (mm)	A_e (mm ²)	V_e (mm ³)	L_o (nH)	IMPEDANCE (OHMS)
0.332342	31.4	97.0	3045	3.885	154 Min.

N=1 #22AWG WL=2.25"

REV.	ECN	DESCRIPTION	DRFT	DATE
REVISIONS				
APPLICABLE SPECS		TITLE		
DRAWING CLASS	MATERIAL	FAIR-RITE PRODUCTS CORP.		
	FR# 46	ROUND SUPPRESSION CORE		
Tolerances Unless Otherwise Indicated		DRAWN BY	DATE	REV.
2PL	FINISH	D. SCHULZ	05-16-2005	0
3PL		CHKD BY		
FRACT		APPRVD BY		
ANGLE		SCALE	NONE	SHEET 1 of 1

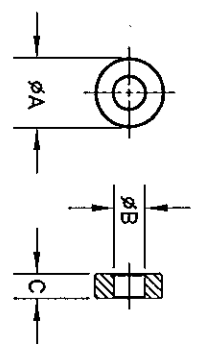
ADDED TO SYSTEM PER ECN# B-7633

Made in China

SIZE	PART NO.	REV.
B	2646540702	0

- NOTES:
- 1 - BURNISH TO BREAK SHARP EDGES.
 - 2 - PACKAGING: 100 PIECES/SMALL BAG [PKG-120], 3 BAGS/BOX [PKG-101], 12 BOXES/P2 [PKG-106] = 3,600 PIECES/CARTON.

UNCONTROLLED COPY WHEN PRINTED



A 13.85/14.75 B 6.10/6.60 C 4.85/5.30
 .563 .250 .200

BOLD NUMBERS ARE IN MILLIMETERS**, LIGHT NUMBERS ARE IN INCHES.

ELECTRICAL SPECIFICATIONS					
$S/A(\text{mm}^{-1})$	l_e (mm)	A_e (mm ²)	V_e (mm ³)	L_o (nH)	IMPEDANCE (OHMS)
1.5250	29.1	19.1	556	0.824	100 MHz TBD Min.
					N=1 #22AWG WL=1"

REV.	ECN	DESCRIPTION	DWGT	DATE
REVISIONS				
APPLICABLE SPECS		DRAWING CLASS	TITLE	
Tolerances Unless Otherwise Indicated		MATERIAL	FAIR-RITE PRODUCTS CORP.	
2PL 3PL FRACT ANGLE		FR# 46 FINISH	ROUND SUPPRESSION CORE	
DRAWN BY J. QUINN		DATE 12-16-2004	SIZE B	PART NO. 2646540702
APPROV BY		SCALE NONE	SHEET 1	of 1

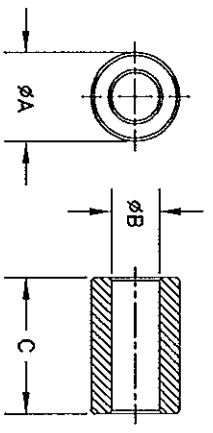
ADDED TO SYSTEM PER ECN# B-6268

Made in China

SIZE	PART NO.	REV.
B	2646626402	2

- NOTES:
- 1 - BURNISH TO BREAK SHARP EDGES.
 - 2 - PACKAGING: 94 PIECES/FOAM TRAY [PKG-436], 4 TRAYS/F2 [PKG-106] = 376 PIECES/CARTON.

UNCONTROLLED COPY WHEN PRINTED



A 18.20/19.20
.736

B 9.90/10.40
.400

C 27.85/29.35
1.126

ELECTRICAL SPECIFICATIONS					
$S/A(\text{mm}^{-2})$	l_e (mm)	A_e (mm ²)	V_e (mm ³)	L_o (nH)	IMPEDANCE (OHMS)
0.36031	42.6	118	5034	3.488	100 MHz 141 Mh.
N=1 #22AWG WL=2.5"					

Bold numbers are in millimeters,** light numbers are in inches

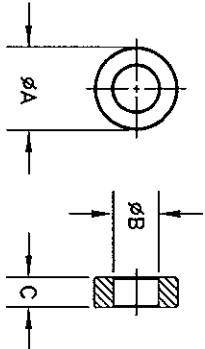
2	C-2767	UPDATED PACKAGING NOTE	D.S.	02-08-12
1	C-1665	UPDATED PACKAGING NOTE	D.S.	06-17-10
REV.	ECN	DESCRIPTION	DRT	DATE
REVISIONS				
APPLICABLE SPECS		DRAWING CLASS	TITLE	
Tolerances Unless Otherwise Indicated		FR # 46	FAIR-RITE PRODUCTS CORP.	
3PL 2PL FRACT ANGLE		FINISH	ROUND SUPPRESSION CORE	
DRAWN BY D. SCHULZ		DATE 03-16-2006	SIZE B	PART NO. 2646626402
CHKD BY		APPROV BY	SCALE NONE	SHEET 1 of 1
ADDED TO SYSTEM PER ECN# B-7634		REV. 2		

NOTES:

- 1 - BURNISH TO BREAK SHARP EDGES.
- 2 - PACKAGING: 91 PIECES/TRAY [PKG-133], 14 TRAYS/L1 [PKG-108] = 1,274 PIECES/CARTON.

SIZE	PART NO.	REV.
B	2646665902	1

UNCONTROLLED COPY WHEN PRINTED



A 17.05/17.85 B 9.25/9.75 C 6.10/6.60
 .687 .374 .250

Bold numbers are in millimeters,** light numbers are in inches

ELECTRICAL SPECIFICATIONS					
S _l /A(mm ⁻¹)	l _e (mm)	A _e (mm ²)	V _e (mm ¹)	L _o (nH)	IMPEDANCE (OHMS)
1.6273	39.8	24.5	975	0.772	100 MHz TBD
N=1 #22AWG WL=1"					

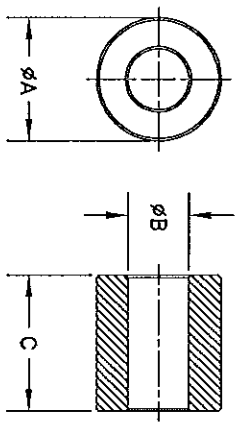
1	C-1268	UPDATED PACKAGING NOTE	D.S. 12-28-08
REV.	ECN	DESCRIPTION	DRFT DATE
REVISIONS			
APPLICABLE SPECS		TITLE	
DRAWING CLASS	MATERIAL	FAIR-RITE PRODUCTS CORP.	
FR# 46	FINISH	ROUND SUPPRESSION CORE	
Tolerances Unless Otherwise Indicated		DRAWN BY	DATE
3Pl		K. ROOSA	09-19-1996
2Pl		CHKD BY	
FRAC T ANGLE		APPRD BY	
SCALE		PART NO.	REV.
NONE		B 2646665902	1
SHEET		1 of 1	

ADDED TO SYSTEM PER ECN# B-6267

Made in US

SIZE PART NO. REV.
 B 2652102002 0

NOTES:
 1 - BURNISH TO BREAK SHARP EDGES.



^A 25.15/26.65 ^B 12.55/13.05 ^C 27.80/29.40
 1.020 .504 1.126

Bold numbers are in millimeters; ** light numbers are in inches

UNCONTROLLED COPY WHEN PRINTED

ELECTRICAL SPECIFICATIONS						
$S_4/A_{kmm^{-1}}$	l_e (mm)	A_e (mm ²)	V_e (mm ³)	L_o (nH)	A_L (nH) @ 10 KHz <10 gauss	$\tan d/m_1$ @ 1 MHz 1 gauss
0.3117	56.0	180	10072	4.032	1000±25%	≤75X10E-6

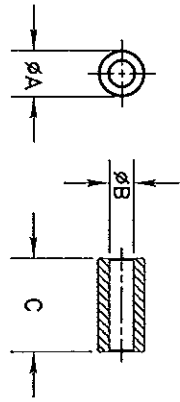
REV.	EON	DESCRIPTION	DRT	DATE
REVISIONS				
APPLICABLE SPECS				
DRAWING CLASS		TITLE		
MATERIAL		FAIR-RITE PRODUCTS CORP.		
FR # 52		ROUND SUPPRESSION CORE		
FINISH		DRAWN BY DATE		
3PL		D. SCHULZ 02-26-2007		
2PL		CHKD BY		
FRAGT		APPRD BY		
ANGLE		SCALE NONE		
		SHEET 1 of 1		
		REV. 0		

ADDED TO SYSTEM PER EON# B-8746

Made in China

SIZE	PART NO.	REV.
B	2675023002	3

- NOTES:
- 1 - BURNISH TO BREAK SHARP EDGES.
 - 2 - IMPEDANCE MEASURED ON AN HP4285A, USING A 16047E TEST FIXTURE.
 - 3 - PARTS TO MEET FAIR-RITE PRODUCTS CORP. GENERIC VISUAL INSPECTION CRITERIA FOR SHIELD BEADS AND ROUND CABLE CORES.
 - 4 - PACKAGING: 352 PIECES/352 CELL [PKG-125], 4 CELLS/F2 [PKG-106] = 1,408 PIECES/CARTON
PACKAGING MUST MEET DROP TEST REQUIREMENTS AS PER ISTA PROCEDURE 1A.



A 9.25/9.75 4.85/5.35 18.65/19.45
.374 .201 .750

UNCONTROLLED COPY WHEN PRINTED

S/A(mm ⁻¹)	l _e (mm)	A _e (mm ²)	V _e (mm ³)	L _o (nH)	IMPEDANCE (OHMS)			A _L (nH) @ 10 KHz
					0.5 MHz	1.0 MHz	5.0 MHz	
0.53	21.5	40.6	873	2.37	28 Min.	40 Min.	78 Min.	13.0±30%
N=1 #22AWG WL=2"								

BOLD NUMBERS ARE IN MILLIMETERS**, LIGHT NUMBERS ARE IN INCHES.

REV.	ECN	DESCRIPTION	DRFT	DATE
3	C-3512	UPDATED IMPEDANCE MEASUREMENT EQUIPMENT		D.S. 02-22-13
2	C-3290	ADDED AL SPECIFICATION		D.S. 10-22-12
1	C-2248	UPDATED PACKAGING NOTE		D.S. 05-13-11

ADDED TO SYSTEM PER ECN# C-1824

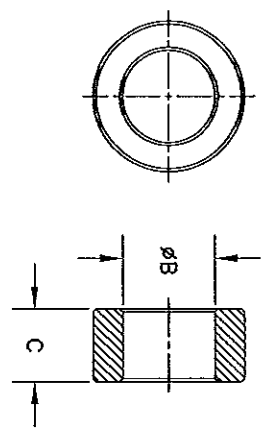
APPLICABLE SPECS	DRAWING CLASS	MATERIAL	FR #	FINISH	TOLERANCES UNLESS OTHERWISE INDICATED
			75		
TITLE: SHIELD BEAD					
DRAWN BY: D. SCHULZ 09-16-2010					
CHECKED BY:					
APPROVED BY:					
SIZE	PART NO.	SCALE	NONE	SHEET	1 of 1
B	2675023002				
REV.					3

FAIR-RITE PRODUCTS CORP.

Made in China

SIZE	PART NO.	REV.
B	2675821502	3

- NOTES:
- 1 - BURNISH TO BREAK SHARP EDGES.
 - 2 - IMPEDANCE MEASURED ON AN HP4285A, USING A 16047E FIXTURE.
 - 3 - PARTS TO MEET FAIR-RITE PRODUCTS CORP. GENERIC VISUAL INSPECTION CRITERIA FOR SHIELD BEADS AND ROUND CABLE CORES.
 - 4 - PACKAGING: 53 PIECES/TRAY [PKG-132], 8 TRAYS/HALF L1 [PKG-107] = 424 PIECES/CARTON. PACKAGING MUST MEET DROP TEST REQUIREMENTS AS PER ISTA PROCEDURE 1A.



A 30.40/31.60 18.40/19.60 14.70/15.30
 1.220 .748 .591

UNCONTROLLED COPY WHEN PRINTED

ELECTRICAL SPECIFICATIONS

S _L /A (mm ⁻²)	l _e (mm)	A _e (mm ²)	V _e (mm ²)	L _o (nH)	IMPEDANCE (OHMS)			A _L (nH) @ 10 KHz
					0.5 MHz	1.0 MHz	5.0 MHz	
0.856	75.5	88.2	6658	1.469	20 Min.	17.5 Min.	9.5 Min.	7.65±50%
N=1 #22AWG WL=1"								

3	C-3546	UPDATED ELECTRICAL TEST EQUIPMENT	D.S. 03-07-13
2	C-3414	UPDATED PACKAGING SPECIFICATIONS	D.S. 01-24-13
1	C-3291	ADDED A.L SPECIFICATION	D.S. 10-22-12
REV.	ECN	DESCRIPTION	DRET DATE

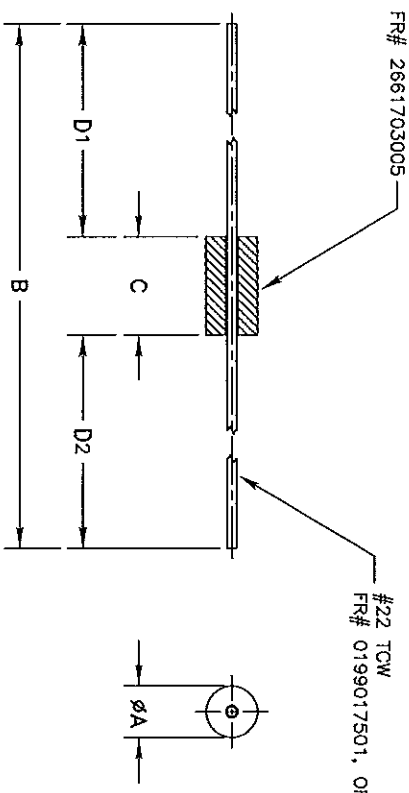
APPLICABLE SPECS	DRAWING CLASS	MATERIAL	TITLES	FAIR-RITE PRODUCTS CORP.
Tolerances Unless Otherwise Indicated	FR# 75	FINISH	ROUND SUPPRESSION CORE	
2PL	3PL	FRACT	ANGLE	
DRAWN BY	DATE	SIZE	PART NO.	REV.
O. SCHULZ	10-12-2010	B	2675821502	3
APPROD BY		SCALE	NONE	SHEET 1 of 1

ADDED TO SYSTEM PER ECN# C-1825

BOLD NUMBERS ARE IN MILLIMETERS**, LIGHT NUMBERS ARE IN INCHES.

Made in China

SIZE	PART NO.	REV.
B	2761003111	9



A 3.25/3.75 60.50/63.50 6.45/6.95 D1-D2
 .138 2.440 .264 ±1.5 Max
 ±.059 Max

BOLD NUMBERS ARE IN MILLIMETERS**, LIGHT NUMBERS ARE IN INCHES.

ELECTRICAL SPECIFICATIONS

IMPEDANCE (OHMS)		
100 MHZ	250 MHZ	500 MHZ
64 Min.	86 Min.	98 Min.

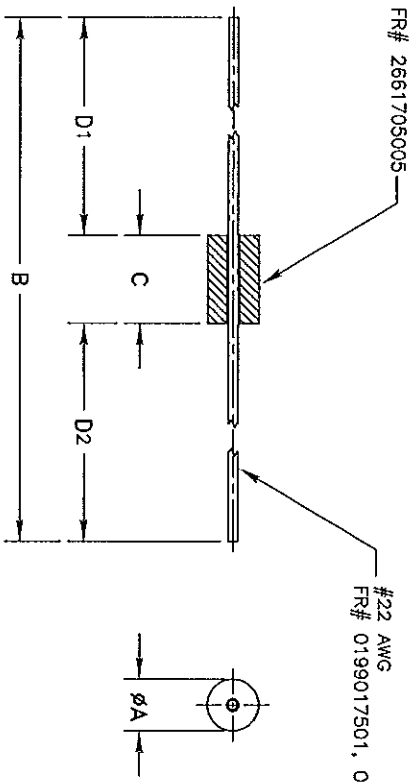
- NOTES:
- 1 - PARTS TO MEET FAIR-RITE PRODUCTS CORP. GENERIC VISUAL INSPECTION CRITERIA FOR SHIELD BEADS.
 - 2 - IMPEDANCE MEASURED ON A HP4191A, USING A 16092A TEST FIXTURE, WITH COMPENSATION, AND A WIRE LENGTH OF 20mm [.8"].
 - 3 - PART MEETS FAIR-RITE PRODUCTS CORP. SOP# ELC-55 SPECIFICATION FOR THERMAL SHOCK RESISTANCE.
 - 4 - WIRE MEETS FAIR-RITE PRODUCTS CORP. SOP# ELC-57, SPECIFICATION FOR SOLDERABILITY.
 - 5 - PART IS BULK PACKAGED: 250 PIECES/BAG, 40 BAGS/L1 = 10,000 PIECES/CARTON. PLACE ONE OXIDATION ARREST STRIP IN EACH BAG. ROOL & TAPE BAG CLOSED.

REV.	ECN	DESCRIPTION	DRAFT	DATE
9	B-8777	ADDED BEAD PART NUMBER & REMOVED NOTE REFERENCING BEAD DIMENSIONS	D.S.	03-27-07
8	B-8694	ADDED WIRE LENGTH TO IMPEDANCE MEASUREMENT	D.S.	02-18-07
7	B-8141	UPDATED NOTES	D.S.	08-11-06
6	B-5971	REMOVE "LF" DESIGNATION	J.Q.	11-08-04
5	B-5310	ADDED FR# 2761003111LF TO PRINT	D.S.	04-21-04
4	B-4648	ADDED IMPEDANCE SPECIFICATION @ 500 MHZ	D.S.	10-01-03
3	B-4404	ADDED NOTE No. 3: PACKAGING	D.S.	07-29-03
2	B-147	DELETED WIRE NOTES	J.L.	02-14-01
1	A-1113	CHANGED "A" DIMENSION	J.L.	08-31-00

APPLICABLE SPECS		DRAWING CLASS		TITLE		FAIR-RITE PRODUCTS CORP.	
Tolerances Unless Otherwise Indicated		FR# 61		BEAD-ON-LEAD ASSEMBLY		REV.	
2PL	3PL	FINISH	DRAWN BY	DATE	SIZE	PART NO.	REV.
FRACT	ANGLE		K. ROOSA	08-19-1998	B	2761003111	9
		APPRVD BY	SCALE: NONE		SHEET 1 OF 1		

Made in China

SIZE	PART NO.	REV.
B	2761005111	9



- NOTES:
- 1 - PARTS TO MEET FAIR-RITE PRODUCTS CORP. GENERIC VISUAL INSPECTION CRITERIA FOR SHIELD BEADS.
 - 2 - IMPEDANCE MEASURED ON A HP4191A, USING A 16092A TEST FIXTURE, WITH COMPENSATION, AND A WIRE LENGTH OF 18mm [.7"].
 - 3 - PART MEETS FAIR-RITE PRODUCTS CORP. SOP# ELC-55 SPECIFICATION FOR THERMAL SHOCK RESISTANCE.
 - 4 - WIRE MEETS FAIR-RITE PRODUCTS CORP. SOP# ELC-57, SPECIFICATION FOR SOLDERABILITY.
 - 5 - PART IS BULK PACKAGED: 250 PIECES/BAG, 40 BAGS/L1 = 10,000 PIECES/CARTON. PLACE ONE OXIDATION ARREST STRIP IN EACH BAG. ROOL & TAPE BAG CLOSED.

A 3.25/3.75 60.50/63.50 5.75/6.25 D1-D2 ±1.5 Max
.138 2.440 .236 ±.059 Max

BOLD NUMBERS ARE IN MILLIMETERS**, LIGHT NUMBERS ARE IN INCHES.

ELECTRICAL SPECIFICATIONS

IMPEDANCE (OHMS)		
100 MHZ	250 MHZ	500 MHZ
56 Min.	77 Min.	88 Min.

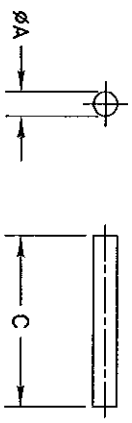
REV.	ECN	DESCRIPTION	DRFT	DATE
1	A-1113	CHANGED "A" DIMENSION	J.J.	08-31-00
2	B-147	DELETED WIRE NOTES	J.J.	02-14-01
3	B-4404	ADDED NOTE NO. 3: PACKAGING	D.S.	07-29-03
4	B-4648	ADDED IMPEDANCE SPECIFICATION @ 500 MHZ	D.S.	10-01-03
5	B-5310	ADDED FR# 2761005111LF TO PRINT	D.S.	04-22-04
6	B-6215	REMOVED "LF" DESIGNATION	J.Q.	12-13-04
7	B-8142	UPDATED NOTES	D.S.	08-12-06
8	B-8693	ADDED WIRE LENGTH TO IMPEDANCE MEASUREMENT	D.S.	02-23-07
9	B-8779	ADDED BEAD PART NUMBER & REMOVED NOTE REFERENCING BEAD DIMENSIONS	D.S.	03-30-07

APPLICABLE SPECS	DRAWING CLASS	TITLE	FAIR-RITE PRODUCTS CORP.
	MATERIAL	BEAD-ON-LEAD ASSEMBLY	
Tolerances Unless Otherwise Indicated	FR# 61	FINISH	
2PL	3PL	FRACT	ANGLE
APPROV BY	DATE	SIZE	PART NO.
K. ROOSA	08-19-1998	B	2761005111
REV.		SCALE: NONE	SHEET 1 OF 1

Made in US

SIZE	PART NO.	REV.
B	3067990891	1

UNCONTROLLED COPY WHEN PRINTED



A
4.96/5.04
.197

C
34.20/35.80
1.378

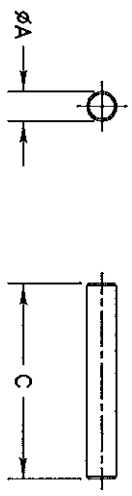
BOLD NUMBERS ARE IN MILLIMETERS**, LIGHT NUMBERS ARE IN INCHES.

ADDED TO SYSTEM PER ECN# B-2568

REV.	1	B-9903	ECN	"C" DIMENSION WAS 34.30/35.70 mm [1.378"]	D.S.	09-03-09
REVISIONS						
APPLICABLE SPECS	DRAWING CLASS		TITLE			
Tolerances Unless Otherwise Indicated	FR# 67		FAIR-RITE PRODUCTS CORP.			
2PL	FINISH		SOLID ROD			
3PL	DRAWN BY		DATE		SIZE PART NO.	
FRACT	D. SCHULZ		06-28-2002		B 3067990891	
ANGLE	CHKD BY		APPRD BY		SCALE NONE	
					SHEET 1 of 1	
					REV. 1	

Made in US

SIZE	PART NO.	REV.
B	3067990901	1



A
5.95/6.05
.236

C
39.20/40.80
1.575

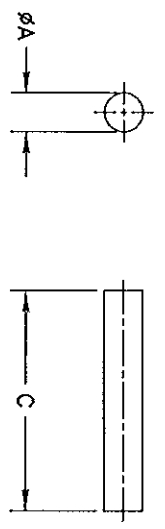
BOLD NUMBERS ARE IN MILLIMETERS**, LIGHT NUMBERS ARE IN INCHES.

ADDED TO SYSTEM PER ECN# B-2569

1	B-7816	STANDARDIZED PRINT FORMAT	D.S.	05-19-06
REV.	ECN	DESCRIPTION	DRFT	DATE
REVISIONS				
APPLICABLE SPECS		DRAWING CLASS	TITLE	
TD-0114		MATERIAL	FAIR-RITE PRODUCTS CORP.	
Tolerances Unless Otherwise Indicated		FR # 67	SOLID ROD	
FINISH		DRAWN BY	DATE	SIZE
2PL		D. SCHULZ	05-28-2002	PART NO.
3PL		CHKD BY		B
FRACT ANGLE		APPRVD BY		3067990901
		SCALE	NONE	REV.
		SHEET	1	1
		of	1	

Made in US

SIZE	PART NO.	REV.
B	3067990911	1



A
7.95/8.05
.315

C
44.10/45.90
1.772

BOLD NUMBERS ARE IN MILLIMETERS**, LIGHT NUMBERS ARE IN INCHES.

ADDED TO SYSTEM PER ECN# B-2570

1	B-7818	STANDARDIZED DRAWING FORMAT	D.S.	05-19-06
REV.	ECN	DESCRIPTION	DRFT	DATE
REVISIONS				
APPLICABLE SPECS		DRAWING CLASS	TITLE	
TD-0717			FAIR-RITE PRODUCTS CORP.	
Tolerances Unless Otherwise Indicated		MATERIAL	SOLID ROD	
2PL 3PL FRACT ANGLE		FR# 67 FINISH	DRAWN BY D. SCHULZ	DATE 05-28-2002
		APPROV BY	SIZE PART NO.	REV.
			B 3067990911	1
		SCALE	NONE	SHEET 1 of 1

Mouser Electronics

Authorized Distributor

Click to View Pricing, Inventory, Delivery & Lifecycle Information:

[Fair-Rite:](#)

[3067990901](#) [2761003111](#) [2646665902](#) [2652102002](#) [3067990891](#) [2652002402](#) [2761005111](#) [3067990911](#)
[2646540702](#) [2646540402](#)