

735159 ✓ ACTIVE

FASTON | FASTON 250

TE Internal #: 735159

Receptacle, 17 – 14 AWG Wire Size, 1 – 2 mm² Wire Size, 1980 – 4170 CMA Wire Size, Mating Tab Width 6.35 mm [.25 in], FASTON 250, Quick Disconnects

[View on TE.com >](#)



Terminals & Splices > Quick Disconnects



Quick Disconnect Terminal Type: **Receptacle**

Wire Size: **1980 – 4170 CMA**

Mating Tab Width: **6.35 mm [.25 in]**

Features

Product Type Features

Insertion Force	Normal
-----------------	--------

Configuration Features

Compatible With Wire & Cable Type	Discrete Wire
-----------------------------------	---------------

Electrical Characteristics

Voltage Rating	300 V
----------------	-------

Body Features

Insulation Material	Nylon
---------------------	-------

Contact Features

Quick Disconnect Terminal Type	Receptacle
--------------------------------	------------

Mating Tab Width	6.35 mm [.25 in]
------------------	------------------

Mating Tab Thickness	.81 mm [.032 in]
----------------------	------------------

Terminal Orientation	Straight
----------------------	----------

Contact Base Material	Brass
-----------------------	-------

Terminal Plating Material	Tin
---------------------------	-----

Crimp Type	Compression
------------	-------------



Barrel Type	Closed
-------------	--------

Termination Features

Product Terminates To	Wire & Cable
-----------------------	--------------

Mechanical Attachment

Wire Insulation Support	With
-------------------------	------

Mating Retention Type	Dimple
-----------------------	--------

Dimensions

Product Length	21.5 mm [.846 in]
----------------	-------------------

Compatible Insulation Diameter Range	4 mm [.157 in]
--------------------------------------	----------------

Wire Size	1980 – 4170 CMA
-----------	-----------------

Usage Conditions

Insulation Option	Fully Insulated
-------------------	-----------------

Operating Temperature Range	105 °C [221 °F]
-----------------------------	-----------------

Packaging Features

Packaging Quantity	100
--------------------	-----

Packaging Method	Bag
------------------	-----

Other

Barrel Color	Blue
--------------	------

Product Compliance

[For compliance documentation, visit the product page on TE.com>](#)

EU RoHS Directive 2011/65/EU	Compliant
------------------------------	-----------

EU ELV Directive 2000/53/EC	Compliant
-----------------------------	-----------

China RoHS 2 Directive MIIT Order No 32, 2016	No Restricted Materials Above Threshold
---	---












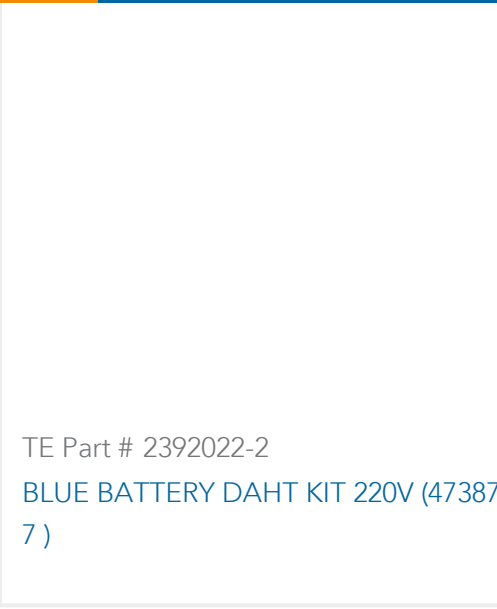
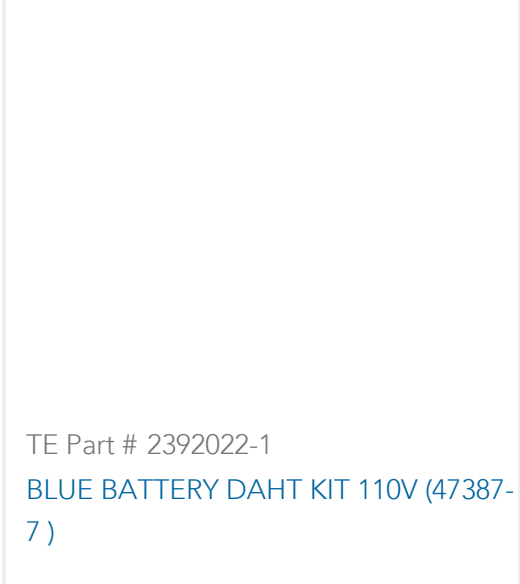

EU REACH Regulation (EC) No. 1907/2006	Current ECHA Candidate List: JUNE 2024 (241) Candidate List Declared Against: JUNE 2024 (241) Does not contain REACH SVHC
--	---

Halogen Content	Low Halogen - Br, Cl, F, I < 900 ppm per homogenous material. Also BFR/CFR/PVC Free
-----------------	---

Solder Process Capability	Not applicable for solder process capability
---------------------------	--

This information is provided based on reasonable inquiry of our suppliers and represents our current actual knowledge based on the information they provided. This information is subject to change. The part numbers that TE has identified as EU RoHS compliant have a maximum concentration of 0.1% by weight in homogenous materials for lead, hexavalent chromium, mercury, PBB, PBDE, DBP, BBP, DEHP, DIBP, and 0.01% for cadmium, or qualify for an exemption to these limits as defined in the Annexes of Directive 2011/65/EU (RoHS2). Finished electrical and electronic equipment products will be CE marked as required by Directive 2011/65/EU. Components may not be CE marked. Additionally, the part numbers that TE has identified as EU ELV compliant have a maximum concentration of 0.1% by weight in homogenous materials for lead, hexavalent chromium, and mercury, and 0.01% for cadmium, or qualify for an exemption to these limits as defined in the Annexes of Directive 2000/53/EC (ELV). Regarding the REACH Regulation, the information TE provides on SVHC in articles for this part number is based on the latest European Chemicals Agency (ECHA) 'Guidance on requirements for substances in articles' posted at this URL: <https://echa.europa.eu/guidance-documents/guidance-on-reach>

Compatible Parts

 <p>REPRESENTATION ONLY</p> <p>TE Part # 47387-7 DAHT PG PIDG 16-12 ASSY</p>	 <p>TE Part # 1-2323802-3 SSRMP-480D10R = Mini Puck, 10A, 480V AC,R</p>	 <p>REPRESENTATION ONLY</p> <p>TE Part # 47387 DAHT PG PIDG 20-14 ASSY</p>	 <p>TE Part # 539691-2 ERGO DIE R.B.Y</p>
 <p>TE Part # 1-47387-0 DAHT PIDG PG 16-14 HEAD</p>	 <p>TE Part # 2063030-1 SDE DIESET, RB,Y, UL</p>	 <p>TE Part # 2323802-3 SSRMP-240D10 = Mini Puck, 10A, 240V AC</p>	 <p>TE Part # 2323802-9 SSRMP-240D10R = Mini Puck, 10A, 240V AC,R</p>
 <p>TE Part # 2323802-6 SSRMP-480D10 = Mini Puck, 10A, 480V AC</p>	 <p>TE Part # 1-1377175-6 SMP 0-0735159-0</p>	 <p>TE Part # 169400 CERTI-LOK FRAME W/O DIES</p>	 <p>TE Part # 2392022-2 BLUE BATTERY DAHT KIT 220V (47387- 7)</p>
 <p>TE Part # 2392022-1 BLUE BATTERY DAHT KIT 110V (47387- 7)</p>	 <p>TE Part # 169404 CERTI-LOK DIE</p>		

Also in the Series | FASTON 250



Compression Connectors(4)



Crimp Terminal Housings(132)



Insertion & Extraction Tools(6)



Magnet Wire Terminals(1)



PCB Terminals(134)



Quick Disconnects(426)




Splices(4)

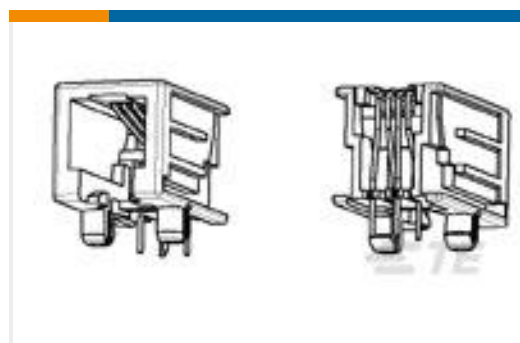
Customers Also Bought



TE Part #5650861-5
ASSEMBLY,RECEPTACLE,EUROCARD,
T



TE Part #2-166648-4
48P.IEC-F FEM.CONN.




TE Part #1-1705950-2
Modular Jack SE, 6/4, Gold flash



TE Part #2-1625890-8
2W SM M/OX 5% 1R2



TE Part #1SNG601123R0000
EP-SG-M40-BL-B



TE Part #5650473-6
ASSY,PIN,EUROCARD,TYPE C,LEAD-



TE Part #AKA000N00620200000
623 EXTENSION, SPEEDTEC-READY



TE Part #152302-5
2 WAY COMBO CONN. NAT.



TE Part #828549-2
2P AMP-QUICK STLEI



TE Part #828549-6
6P AMP-QUICK STLEI



Documents

Product Drawings

250 PIDG FF

English

CAD Files

3D PDF

3D

Customer View Model

[ENG_CVM_CVM_735159_M.2d_dxf.zip](#)

English

Customer View Model

[ENG_CVM_CVM_735159_M.3d_igs.zip](#)

English

Customer View Model

[ENG_CVM_CVM_735159_M.3d_stp.zip](#)

English

3D PDF

English

Customer View Model

[ENG_CVM_735159_F.3d_igs.zip](#)

English

Customer View Model

[ENG_CVM_735159_F.3d_stp.zip](#)

English

Customer View Model

[ENG_CVM_735159_F.2d_dxf.zip](#)

English

By downloading the CAD file I accept and agree to the [Terms and Conditions](#) of use.

Product Specifications

Product Specification

English

Instruction Sheets

Instruction Sheet (non U.S.)

English

[APPLICATION OF AMP FULLY INSULATED FASTON* RECEPTACLES \(6,35mm\)](#)

English