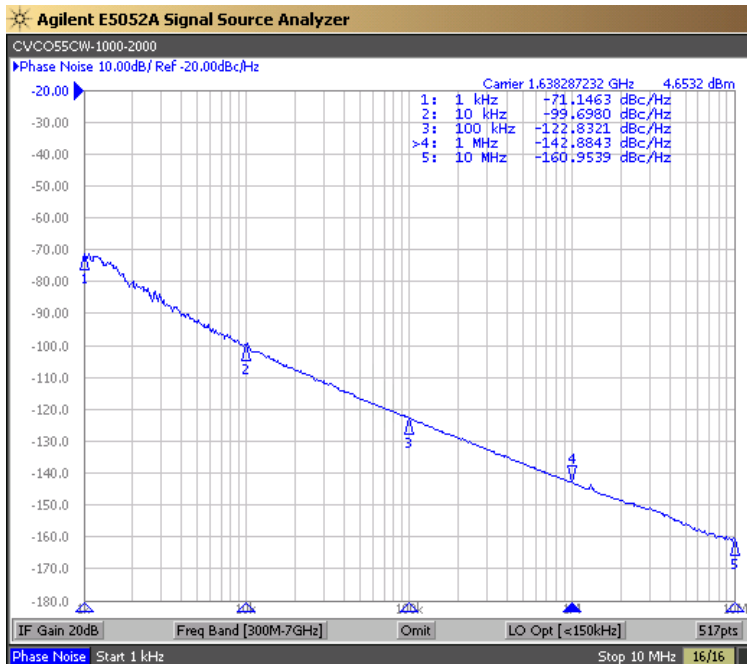


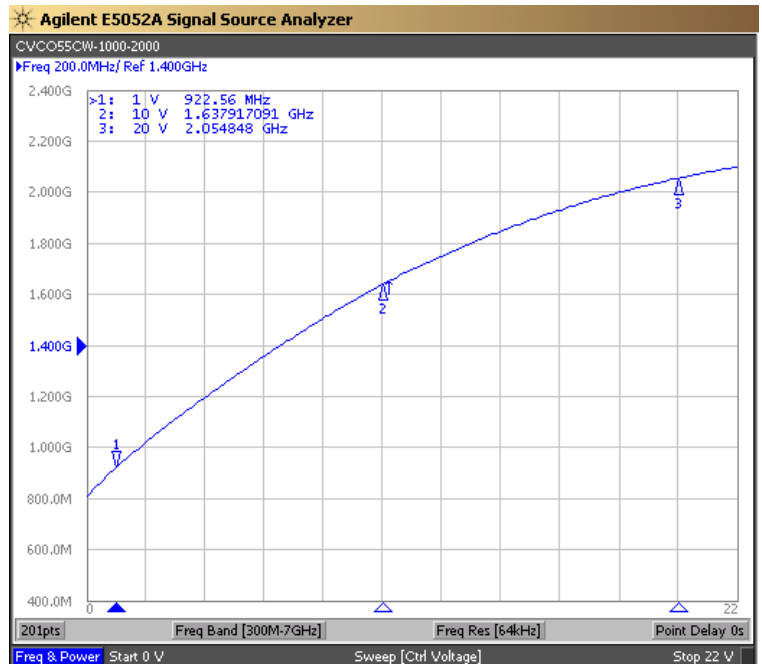


PERFORMANCE SPECIFICATION	MIN	TYP	MAX	UNITS
Lower Frequency:			1000	MHz
Upper Frequency:	2000			MHz
Tuning Voltage:	1.0		20.0	VDC
Supply Voltage:	9.75	10.0	10.25	VDC
Output Power:	+6.0	+9.0	+12.0	dBm
Supply Current:		15	25	mA
Harmonic Suppression (2 nd Harmonic):		-10	-5	dBc
Pushing:		2.5	5.0	MHz/V
Pulling, all Phases:		7.5	15.0	MHz pk-pk
Tuning Sensitivity:		60		MHz/V
Phase Noise @ 10kHz offset:		-95		dBc/Hz
Phase Noise @ 100kHz offset:		-115		dBc/Hz
Load Impedance:		50		Ω
Input Capacitance:			33	pF
Operating Temperature Range:	-40		+85	$^{\circ}\text{C}$
Storage Temperature Range:	-45		+90	$^{\circ}\text{C}$

Phase Noise (1 Hz BW, Typical)

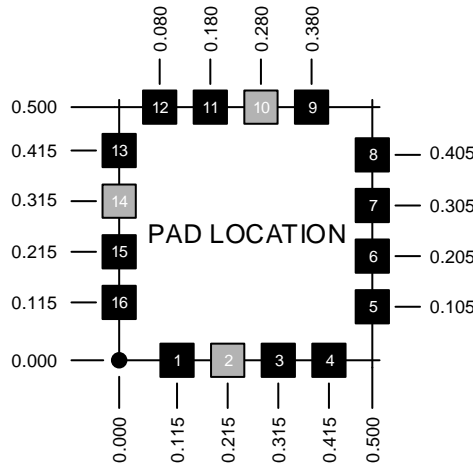
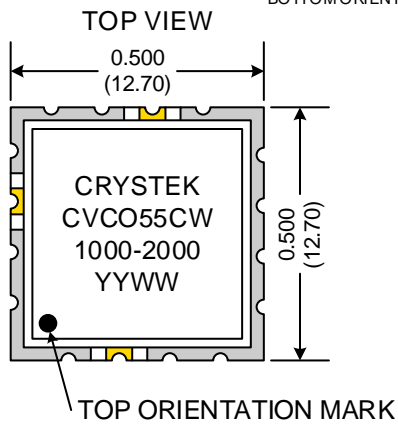
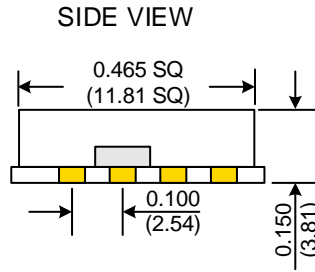
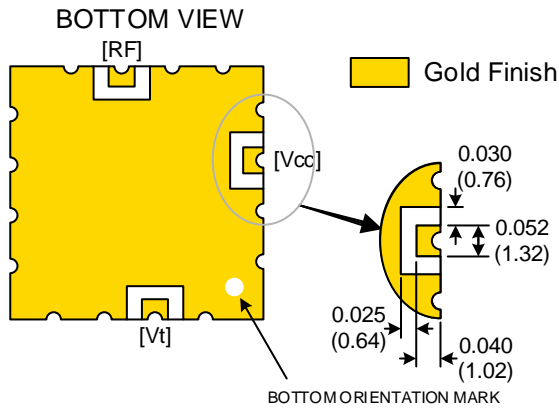


Tuning Curve (Typical)



Product Control:

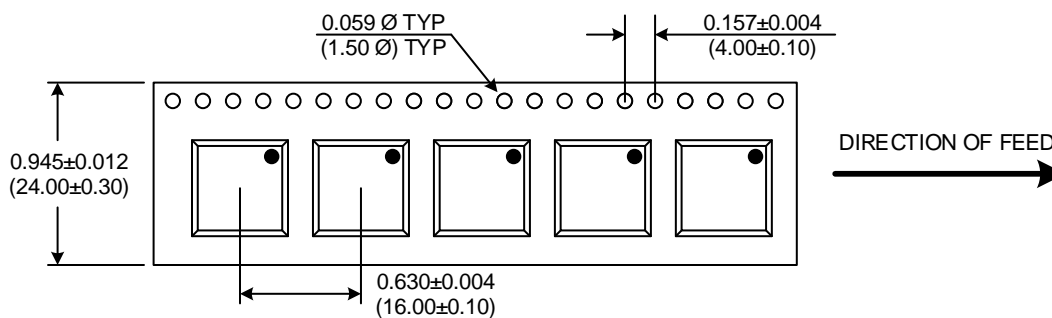
Crystek Part Number:	CVCO55CW-1000-2000	Release Date:	01-Dec-2016
Revision Level:	K	Responsible:	C. Vales



Pad	Connection
2	Vt
10	RF-OUTPUT
14	Vcc
Others	GROUND

- Unless otherwise specified, Dimensions are in: IN (mm)
- Pad Location Dimensions are in: Inches

TAPE AND REEL



Drawing not to scale

Product Control:

Crystek Part Number:	CVCO55CW-1000-2000	Release Date:	01-Dec-2016
Revision Level:	K	Responsible:	C. Vales

Specification is subject to change without notice

Mouser Electronics

Authorized Distributor

Click to View Pricing, Inventory, Delivery & Lifecycle Information:

Crystek:

[CVCO55CW-1000-2000](#) [CVCO55CW-3500-4500](#) [CVCO55CW-0200-0400](#)