



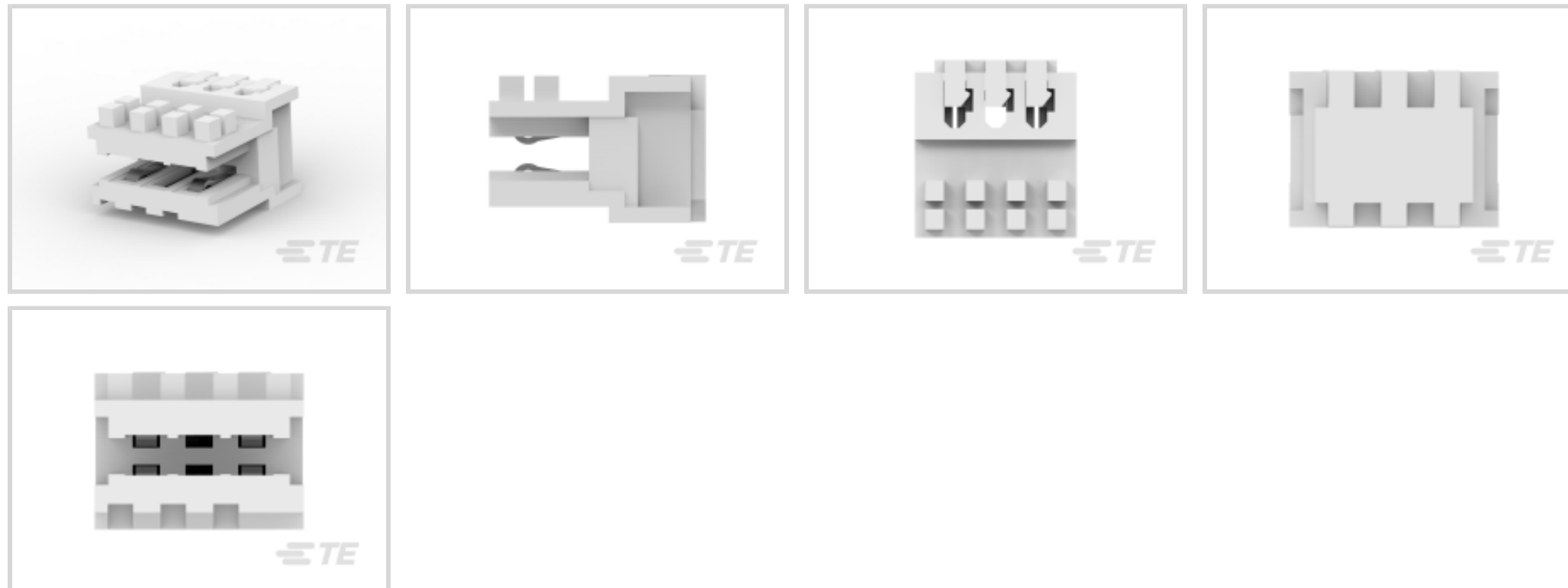
RAST

TE Internal #: 2-284931-3

TE Internal Description: DUOPLUG Standard, female conn.

[View on TE.com >](#)

Connectors > PCB Connectors > Card Edge Connectors > Standard Edge Connectors



Connector System: **Wire-to-Board**

Number of Positions: **3**

Centerline (Pitch): **2.5 mm [ .098 in ]**

Termination Method to Wire & Cable: **Insulation Displacement (IDC)**

Number of Rows: **1**

## Features

### Product Type Features

Connector System	Wire-to-Board
Connector & Housing Type	Receptacle
Connector & Contact Terminates To	Printed Circuit Board

### Configuration Features

Card Entry Style	Side
Number of Insulation Displacement Slots	3
Compatible With Wire & Cable Type	Discrete Wire
Number of Positions	3
Number of Rows	1
Connector Contact Load Condition	Selectively Loaded
PCB Mount Orientation	Right Angle

### Electrical Characteristics

Operating Voltage	63 VAC
-------------------	--------

### Contact Features

Contact Retention Within Housing	Without
----------------------------------	---------



Contact Type	Socket
--------------	--------

Contact Mating Area Plating Material	Tin
--------------------------------------	-----

PCB Contact Termination Area Plating Material	Tin
-----------------------------------------------	-----

Contact Base Material	Phosphor Bronze
-----------------------	-----------------

Contact Current Rating (Max)	2 A
------------------------------	-----

### Termination Features

Termination Method to Wire & Cable	Insulation Displacement (IDC)
------------------------------------	-------------------------------

### Mechanical Attachment

Mating Alignment Type	Keyed
-----------------------	-------

Mating Retention	Without
------------------	---------

Mating Alignment	With
------------------	------

PCB Mount Alignment	Without
---------------------	---------

PCB Mount Retention	Without
---------------------	---------

Connector Mounting Type	Cable Mount (Free-Hanging)
-------------------------	----------------------------

### Housing Features

Housing Entry Configuration	Both Ends Open
-----------------------------	----------------

Centerline (Pitch)	2.5 mm[.098 in]
--------------------	-----------------

Housing Material	PBT GF
------------------	--------

### Dimensions

Card Slot Depth	5 mm
-----------------	------

Connector Height	7.35 mm
------------------	---------

PCB Thickness (Recommended)	1.5 mm[.059 in]
-----------------------------	-----------------

Compatible Insulation Diameter Range	1.3 mm[.051 in]
--------------------------------------	-----------------

Wire Size	.22 – .35 mm <sup>2</sup>
-----------	---------------------------

### Usage Conditions

Operating Temperature Range	-40 – 110 °C[-40 – 230 °F]
-----------------------------	----------------------------

### Operation/Application

Circuit Application	Signal
---------------------	--------

### Packaging Features

Packaging Quantity	448
--------------------	-----

Packaging Method	Tray
------------------	------



## Product Compliance

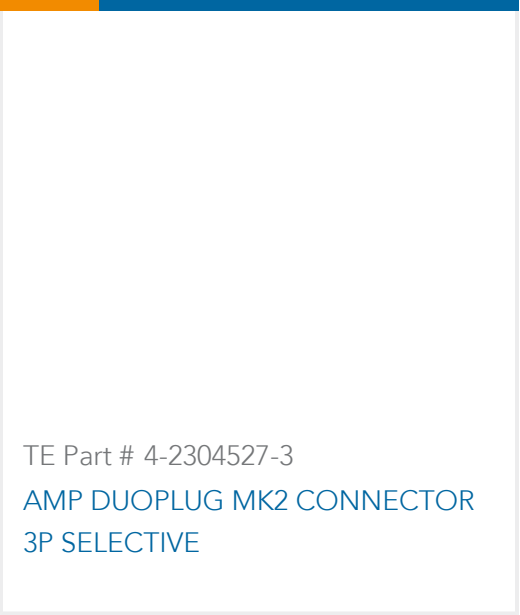





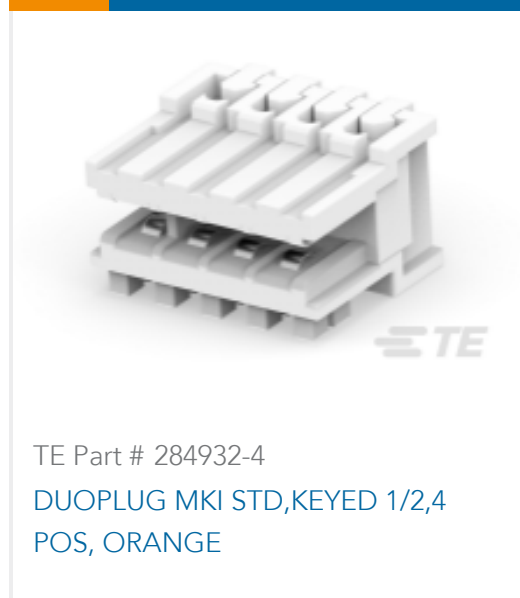

[For compliance documentation, visit the product page on TE.com>](#)

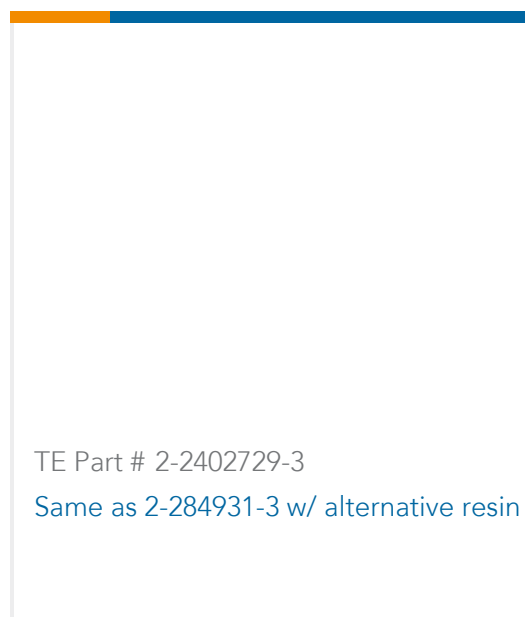
EU RoHS Directive 2011/65/EU	Compliant
EU ELV Directive 2000/53/EC	Compliant
China RoHS 2 Directive MIIT Order No 32, 2016	No Restricted Materials Above Threshold
EU REACH Regulation (EC) No. 1907/2006	Current ECHA Candidate List: JUNE 2024 (241) Candidate List Declared Against: JAN 2024 (240) Does not contain REACH SVHC
Halogen Content	Not Low Halogen - contains Br or Cl > 900 ppm.
Solder Process Capability	Not applicable for solder process capability

### Product Compliance Disclaimer

This information is provided based on reasonable inquiry of our suppliers and represents our current actual knowledge based on the information they provided. This information is subject to change. The part numbers that TE has identified as EU RoHS compliant have a maximum concentration of 0.1% by weight in homogenous materials for lead, hexavalent chromium, mercury, PBB, PBDE, DBP, BBP, DEHP, DIBP, and 0.01% for cadmium, or qualify for an exemption to these limits as defined in the Annexes of Directive 2011/65/EU (RoHS2). Finished electrical and electronic equipment products will be CE marked as required by Directive 2011/65/EU. Components may not be CE marked. Additionally, the part numbers that TE has identified as EU ELV compliant have a maximum concentration of 0.1% by weight in homogenous materials for lead, hexavalent chromium, and mercury, and 0.01% for cadmium, or qualify for an exemption to these limits as defined in the Annexes of Directive 2000/53/EC (ELV). Regarding the REACH Regulation, the information TE provides on SVHC in articles for this part number is based on the latest European Chemicals Agency (ECHA) 'Guidance on requirements for substances in articles' posted at this URL: <https://echa.europa.eu/guidance-documents/guidance-on-reach>

## Compatible Parts

 <p>TE Part # 4-2304527-3 AMP DUOPLUG MK2 CONNECTOR 3P SELECTIVE</p>	 <p>TE Part # 284932-5 DUOPLUG STD FEMALE CONN. KEYED 2/3 5 POS</p>	 <p>TE Part # 284932-9 DUOPLUG MKI STD,KEYED 2/3,9 POS, BLACK</p>	 <p>TE Part # 284932-3 DUOPLUG Standard, female conn.</p>
 <p>TE Part # 3-284932-3 DUOPLUG MKI STD, KEYED 2/3, 3 POS., RED</p>	 <p>TE Part # 284970-3 Duoplug Std 3 pos. reinf. cover</p>	 <p>TE Part # 284932-4 DUOPLUG MKI STD,KEYED 1/2,4 POS, ORANGE</p>	 <p>TE Part # 284932-6 DUOPLUG MKI, KEYED 2/3, 6 POS, RED</p>



## Customers Also Bought

### Documents

#### Product Drawings

[DUOPLUG Standard, female conn.](#)

English

#### CAD Files

[3D PDF](#)

3D

Customer View Model

[ENG\\_CVM\\_CVM\\_2-284931-3\\_B.2d\\_dxf.zip](#)

English

Customer View Model

[ENG\\_CVM\\_CVM\\_2-284931-3\\_B.3d\\_igs.zip](#)

English

Customer View Model

[ENG\\_CVM\\_CVM\\_2-284931-3\\_B.3d\\_stp.zip](#)

English

By downloading the CAD file I accept and agree to the [Terms and Conditions](#) of use.

#### Datasheets & Catalog Pages

[RAST Connector System Catalog](#)

English

#### Product Specifications

[Application Specification](#)

English

#### Agency Approvals

[Agency Approval Document](#)

English