

## HEYClip™ Lockit™ Loops and Clips Standoff Loops - Blind Mount

MAXIMUM BUNDLE DIAMETER		PART NO. Natural	DESCRIPTION	SPACER HEIGHT A		OVERALL LENGTH ABOVE PANEL C		MOUNTING HOLE DIAMETER	
in.	mm.			in.	mm.	in.	mm.	in.	mm.
<b>BMLL Series</b> For .25" (6,4 mm) Minimum Thickness Panels									
.28	7,0	4052M	BMLL 28-16	.16	4,0	.91	23,1	.312	7,9
		4052	BMLL 28-19	.19	4,8	.94	23,9		
		4053	BMLL 28-50	.50	12,7	1.25	31,8		
		4260	BMLL 28-75	.75	19,1	1.50	38,2		
.39	10,0	4056	BMLL 39-19	.19	4,8	1.10	27,9		
		4057	BMLL 39-50	.50	12,7	1.41	35,8		
		4261	BMLL 39-75	.75	19,1	1.66	42,2		
.50	12,5	4175	BMLL 50-19	.19	4,8	1.28	32,5		
		4176	BMLL 50-50	.50	12,7	1.59	40,4		
		4177	BMLL 50-75	.75	19,1	1.84	46,8		
.59	15,0	4180M	BMLL 59-16	.16	4,0	1.44	36,5		
		4180	BMLL 59-19	.19	4,8	1.47	37,3		
		4181	BMLL 59-50	.50	12,7	1.78	45,2		
		4182	BMLL 59-75	.75	19,1	2.03	51,6		

Standard color natural.

## Standoff Lockit™ Clips - Arrowhead Mount

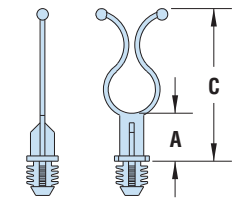
MAXIMUM BUNDLE DIAMETER		PART NO. Natural	DESCRIPTION	SPACER HEIGHT A		OVERALL LENGTH ABOVE PANEL C		MOUNTING HOLE DIAMETER		STYLE
in.	mm.			in.	mm.	in.	mm.	in.	mm.	
<b>PMLC Series</b> For Panels up to .06" (1,6 mm) thick										
.25	6,4	4185	PMLC 25-19	.19	4,8	.72	18,3	.187	4,8	1
		4186	PMLC 25-25	.25	6,4	.78	19,9			
		4187	PMLC 25-37	.37	9,5	.91	23,0			
		4188	PMLC 25-50	.50	12,7	1.03	26,2			
		4189	PMLC 25-63	.63	15,9	1.16	29,4			
		4190	PMLC 25-100	1.00	25,4	1.53	39,9			
For Panels from .03" (0,8 mm) - .08" (2,0 mm) thick										
.44	11,1	14185F	PMLC 43-19	.19	4,8	.98	24,9	.187	4,8	1
		14186F	PMLC 43-25	.25	6,4	1.04	26,5			
		14187F	PMLC 43-37	.37	9,5	1.17	29,6			
		14188F	PMLC 43-50	.50	12,7	1.29	32,8			
		14189F	PMLC 43-63	.63	15,9	1.42	36,0			
		14190F	PMLC 43-100	1.00	25,4	1.79	45,5			
.47	11,9	4345	PMLC 50-19	.19	4,8	.96	24,4	.187	4,8	2
		4346	PMLC 50-25	.25	6,4	1.02	26,0			
		4347	PMLC 50-37	.37	9,5	1.15	29,1			
		4348	PMLC 50-50	.50	12,7	1.27	32,3			
.73	18,5	4191	PMLC 73-19	.19	4,8	1.22	30,9	.187	4,8	2
		4192	PMLC 73-25	.25	6,4	1.28	32,5			
		4193	PMLC 73-37	.37	9,5	1.40	35,6			
		4194	PMLC 73-50	.50	12,7	1.53	38,8			
For Panels from .08" (2,0 mm) - .16" (4,0 mm) thick										
.47	11,9	4366	PMLC 50-19-1	.19	4,8	.96	24,4	.187	4,8	2
		4367	PMLC 50-25-1	.25	6,4	1.02	26,0			
		4368	PMLC 50-37-1	.37	9,5	1.15	29,1			
		4369	PMLC 50-50-1	.50	12,7	1.27	32,3			
.73	18,5	4195	PMLC 73-19-1	.19	4,8	1.22	30,9	.187	4,8	2
		4196	PMLC 73-25-1	.25	6,4	1.28	32,5			
		4197	PMLC 73-37-1	.37	9,5	1.40	35,6			
		4198	PMLC 73-50-1	.50	12,7	1.53	38,8			

Standard color natural.



- Part Description Key: BMLL XX-YY, where XX = Maximum Bundle Diameter (inches) and YY = Height Above Panel (inches).
- For Quick Specs see page 7-50.

NEW!

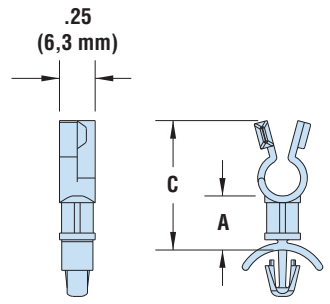


NEW!

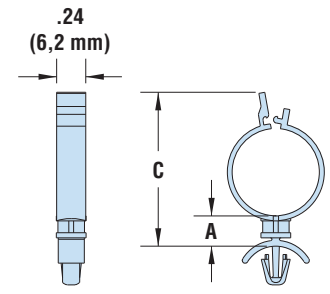


- Locking ends click into place.
- Part Description Key: PMLC XX-YY, where XX = Maximum Bundle Diameter (inches) and YY = Height Above Panel (inches).
- PMLC 43-series molded from natural V-0 material.
- For Quick Specs see page 7-50.

NEW!



Style 1



Style 2

# Mouser Electronics

Authorized Distributor

Click to View Pricing, Inventory, Delivery & Lifecycle Information:

[Heyco:](#)

[4348](#) [4345](#) [4369](#) [4367](#) [4368](#) [4366](#) [4346](#) [4347](#) [4189](#) [4190](#) [4186](#) [4193](#) [4196](#) [4195](#) [4188](#) [4197](#) [4194](#) [4191](#)  
[4198](#) [4185](#) [4187](#) [4192](#) [14189F](#) [14190F](#) [14185F](#) [14186F](#) [14187F](#) [14188F](#)