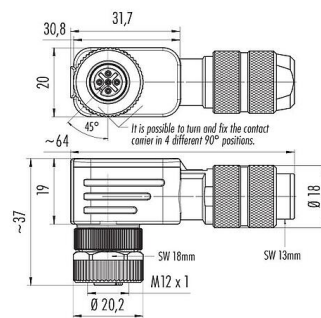


Product description	M12 Female angled connector, Contacts: 5, 5.0-8.0 mm, shieldable, screw clamp, IP67, UL
Area	series 713
Part no.	99 1438 824 05

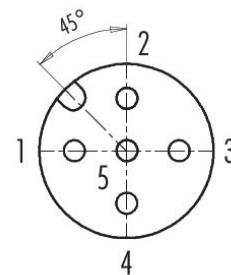
Illustration



Scale drawing



Contact arrangement (Plug-in side)



You can find the assembly instructions on the next page.

Technical data

General features

Part no.	99 1438 824 05
Connector design	Female angled connector
Type standard	DIN EN 61076-2-101
Version	Connector socket angled
Connector locking system	screw
Termination	screw clamp
Degree of protection	IP67
Cross-sectional area	max. 0.75 mm ² / AWG 18
Cable outlet	5.0-8.0 mm
Twistability	90° (4 coding options)
Temperature range from/to	-40 °C / 85 °C
Mechanical operation	> 100 Mating cycles
Weight (g)	69.75
Customs tariff number	85369010
Country of Origin	DE

Electrical parameters

Rated voltage	60 V
Rated impulse voltage	1500 V
Rated current	4 A (3 A UL)
Insulation resistance	> 10 ⁸ Ω
Pollution degree	3

Product data sheet

Automation technology - Sensors and actuators



Product description	M12 Female angled connector, Contacts: 5, 5.0-8.0 mm, shieldable, screw clamp, IP67, UL
Area	series 713
Part no.	99 1438 824 05

Overvoltage category	II
Insulating material group	III
EMC compliance	shieldable
Shield connection	Iris type spring

Material

Housing material	Zinc die-cast nickel-plated
Contact body material	PA
Contact material	CuZn (brass)
Contact plating	Au (gold)
Locking material	Zinc die-cast nickel-plated
REACH SVHC	CAS 7439-92-1 (Lead)
SCIP number	22ed337f-edb2-483d-931b-53a228cbfc12

Authorization/approvals

Approvals	UL
-----------	----

Classifications

eCl@ss 11.1	27-44-01-02
ETIM 9.0	EC002635

Declarations of conformity

Low Voltage Directive	2014/35/EU (EN 60204-1:2018;EN 60529:1991)
-----------------------	--

Product data sheet
Automation technology - Sensors and actuators



Product description **M12 Female angled connector, Contacts: 5, 5.0-8.0 mm, shieldable, screw clamp, IP67, UL**
Area **series 713**
Part no. **99 1438 824 05**

Product data sheet
Automation technology - Sensors and actuators



Product description	M12 Female angled connector, Contacts: 5, 5.0-8.0 mm, shieldable, screw clamp, IP67, UL
Area	series 713
Part no.	99 1438 824 05

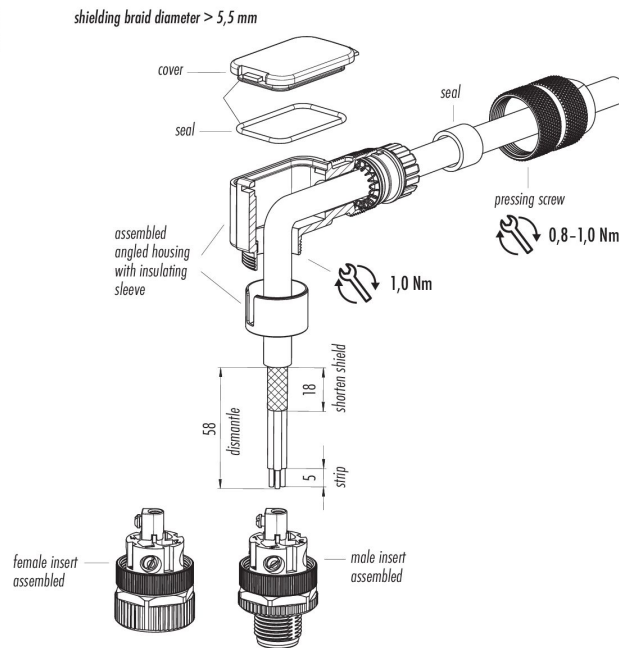
Product description **M12 Female angled connector, Contacts: 5, 5.0-8.0 mm, shieldable, screw clamp, IP67, UL**

Area **series 713**
Part no. **99 1438 824 05**

Assembly instructions

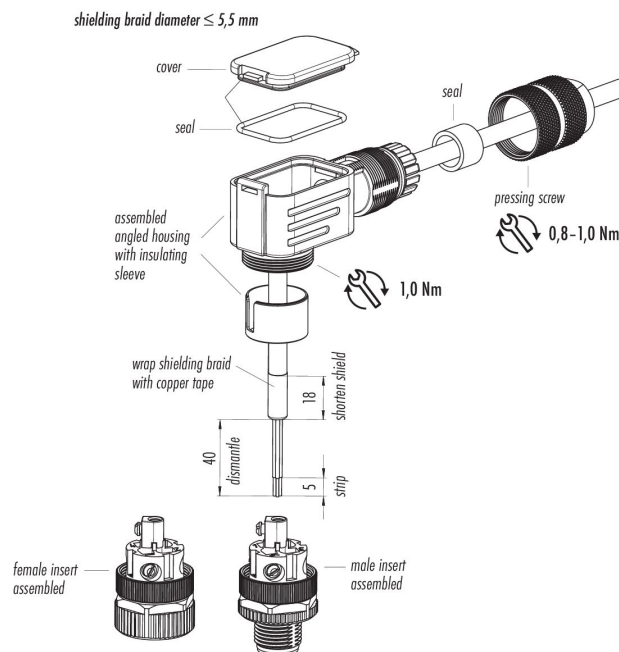
Shielding braid diameter > 5,5 mm (independent of cable-Ø)

1. Bead pre-assembled housing to cable (consisting of: assembled angled housing, seal and pressing screw).
2. Dismantle cable, strip single wires, shorten shielding braid. (Wrap with copper tape if necessary)
3. Screw on single wires:
4, 5 pole: 0.4 Nm, 8 pole: 0.2 Nm.
4. Screw angled housing to male/female insert.
5. Tighten pressing screw.



Shielding braid diameter ≤ 5,5 mm (independent of cable-Ø)

1. Bead pre-assembled housing to cable (consisting of: assembled angled housing, seal and pressing screw).
2. Dismantle cable, strip single wires, shorten shielding braid, revert to cable and wrap with copper tape.
3. Screw on single wires:
4, 5 pole: 0.4 Nm, 8 pole: 0.2 Nm.
4. Screw angled housing to male/female insert.
5. Tighten pressing screw.



Product description	M12 Female angled connector, Contacts: 5, 5.0-8.0 mm, shieldable, screw clamp, IP67, UL
Area	series 713
Part no.	99 1438 824 05

Security notices

The connector must not be plugged or unplugged under load. Non-observance and improper use can result in personal injury.

The connectors have been developed for applications in plant engineering, control and electrical equipment construction. The user is responsible for checking whether the connectors can also be used in other areas of application.

To protect against unintentional opening of the connector, the thread between the housing and the connector head must be secured with a suitable cyanoacrylate adhesive when used in circuits with voltages dangerous to the touch. This does not apply to connectors used in SELV and PELV circuits according to IEC 61140 (EN 61140, VDE 0140-1).

Connectors which are used in circuits with voltages dangerous to the touch may only be installed and used by, or under the supervision of, persons with electrical engineering training, taking into account the applicable regulations and standards.

The user must take suitable safety precautions to ensure that the connector cannot be accidentally disconnected.

Plug connectors with enclosure protection IP67 and IP68 are not suitable for use under water. When used outdoors, the plug connectors must be protected separately against corrosion. For further information on the IP protection classes, please refer to the "Technical Information" download centre.

The plug connector is not suitable for mains voltages. Please observe the pollution degree and the overvoltage category. For further information, please refer to the download center "Technical Information".

To lock the cable connector with the device connector, the threaded ring is tightened "hand-tight" (approx. 60 cNm).