






3TX71 plug-in relays

Selection and ordering data


AC and DC operation

Version	Rated control supply voltage	Contact configuration	Contact rating	Order no.	List Price \$	Weight approx. kg	Pack units
---------	------------------------------	-----------------------	----------------	-----------	---------------	-------------------	------------

Premium line, miniature relays

	Single modules for self-assembly with LED, Push to Test with Lock-Down Door and mechanical indicator	24 V AC	SPDT	20 A	3TX7109-5JC13	11.00	
		120 V AC	SPDT	20 A	3TX7109-5JF13	11.00	
		220/230 V AC	SPDT	20 A	3TX7109-5JG13	11.00	
		12 V DC	SPDT	20 A	3TX7109-5JB03	11.00	
		24 V DC	SPDT	20 A	3TX7109-5JC03	11.00	
		24 V AC	SPDT	15 A	3TX7110-5JC13	10.00	
		120 V AC	SPDT	15 A	3TX7110-5JF13	10.00	
		220/230 V AC	SPDT	15 A	3TX7110-5JG13	10.00	
		12 V DC	SPDT	15 A	3TX7110-5JB03	10.00	
		24 V DC	SPDT	15 A	3TX7110-5JC03	10.00	
		24 V AC	DPDT	10 A	3TX7111-3LC13	11.00	
		120 V AC	DPDT	10 A	3TX7111-3LF13	11.00	
		24 V DC	DPDT	10 A	3TX7111-3LC03	11.00	
		12 V AC	4PDT	10 A	3TX7111-3PB13	11.50	
		24 V AC	4PDT	10 A	3TX7111-3PC13	11.50	
		120 V AC	4PDT	10 A	3TX7111-3PF13	11.50	
		230 V AC	4PDT	10 A	3TX7111-3PG13	11.50	
		6 V DC	4PDT	10 A	3TX7111-3PA03	11.50	
		12 V DC	4PDT	10 A	3TX7111-3PB03	11.50	
		24 V DC	4PDT	10 A	3TX7111-3PC03	11.50	
		24 V AC	DPDT	15 A	3TX7114-5LC13	11.50	
		120 V AC	DPDT	15 A	3TX7114-5LF13	11.50	
		240 V AC	DPDT	15 A	3TX7114-5LG13	11.50	
		12 V DC	DPDT	15 A	3TX7114-5LB03	11.50	
		24 V DC	DPDT	15 A	3TX7114-5LC03	11.50	
		110 V DC	DPDT	15 A	3TX7114-5LF03	11.50	
		24 V AC	3PDT	15 A	3TX7116-5NC13	11.50	
		120 V AC	3PDT	15 A	3TX7116-5NF13	11.50	
		240 V AC	3PDT	15 A	3TX7116-5NG13	12.25	
		24 V DC	3PDT	15 A	3TX7116-5NC03	11.50	
110 V DC	3PDT	15 A	3TX7116-5NF03	12.25			
		24 V AC	4PDT	15 A	3TX7117-5PC13	14.50	
		120 V AC	4PDT	15 A	3TX7117-5PF13	17.00	
		240 V AC	4PDT	15 A	3TX7117-5PG13	16.00	
		24 V DC	4PDT	15 A	3TX7117-5PC03	17.00	
		110 V DC	4PDT	15 A	3TX7117-5PF03	16.00	
		Socket for 3TX7110	-	-	3TX7144-1E7	8.00	
		Socket for 3TX7111	-	-	3TX7144-1E5	12.50	
		Socket for 3TX7109/7114	-	-	3TX7144-1E6	9.00	
		Socket for 3TX7116	-	-	3TX7144-1E8	11.00	
		Socket for 3TX7117	-	-	3TX7144-1E9	11.00	
Touchsafe socket for 3TX7109/7114	-	-	3TX7144-4E6	7.00			

Accessories

	3TX7144-4E6	Flange adapter for 3TX7110	3TX7144-3L5	0.75
		DIN adapter for 3TX7110	3TX7144-3L4	1.25
		Hold/eject clip for 3TX7111 and 3TX7114	3TX7144-1L1	0.75
		Flange adapter for 3TX7111 and 3TX7114	3TX7144-3L5	0.75
		DIN adapter for 3TX7111 and 3TX7114	3TX7144-3L4	1.25
		Flange adapter for 3TX7116	3TX7144-1M3	0.75
		DIN adapter for 3TX7116	3TX7144-1M4	1.25
		Flange adapter for 3TX7117	3TX7144-1M35	0.75
		DIN adapter for 3TX7117	3TX7144-1M6	1.25
		Accessories for 3TX7144-4E6 only		
		MOV suppressor 24 VAC/VDC	3TX7144-H9	3.00
		MOV suppressor 120 VAC/VDC	3TX7144-H10	3.00
		MOV suppressor 240 VAC/VDC	3TX7144-H11	3.00
		Protection diode 6-250 VDC	3TX7144-H12	2.00
		LED, green 24 VAC/VDC	3TX7144-H13	1.00
	LED, green 120/240 VAC/VDC	3TX7144-H14	1.00	
	Jumper bar	3TX7144-H15	1.00	

3TX71 plug-in relays







1
2
3
4
5
6
7
8
9
10
11

Selection and ordering data


AC and DC operation

Version	Rated control supply voltage	Contact configuration	Contact rating	Order no.	List Price \$	Weight approx. kg	Pack units
---------	------------------------------	-----------------------	----------------	-----------	---------------	-------------------	------------

Basic line, miniature relays

	Single modules with mechanical flag only	24 V AC	SPDT	20 A	3TX7109-5BC13C	8.00	
		120 V AC	SPDT	20 A	3TX7109-5BF13C	8.00	
		220/230 V AC	SPDT	20 A	3TX7109-5BG13C	8.00	
		12 V DC	SPDT	20 A	3TX7109-5BB03C	8.00	
		24 V DC	SPDT	20 A	3TX7109-5BC03C	8.00	
		24 V AC	SPDT	15 A	3TX7110-5BC13C	7.00	
		120 V AC	SPDT	15 A	3TX7110-5BF13C	7.00	
		220/230 V AC	SPDT	15 A	3TX7110-5BG13C	7.00	
		12 V DC	SPDT	15 A	3TX7110-5BB03C	7.00	
		24 V DC	SPDT	15 A	3TX7110-5BC03C	7.00	
		24 V AC	DPDT	10 A	3TX7111-3DC13C	8.00	
		120 V AC	DPDT	10 A	3TX7111-3DF13C	8.00	
		24 V DC	DPDT	10 A	3TX7111-5DC03C	8.00	
		12 V AC	4PDT	10 A	3TX7111-3HB13C	8.50	
		24 V AC	4PDT	10 A	3TX7111-3HC13C	8.50	
		120 V AC	4PDT	10 A	3TX7111-3HF13C	8.50	
		230 V AC	4PDT	10 A	3TX7111-3HG13C	8.50	
		6 V DC	4PDT	10 A	3TX7111-3HA03C	8.50	
		12 V DC	4PDT	10 A	3TX7111-3HB03C	8.50	
		24 V DC	4PDT	10 A	3TX7111-3HC03C	8.50	
		24 V AC	DPDT	15 A	3TX7114-5DC13C	8.50	
		120 V AC	DPDT	15 A	3TX7114-5DF13C	8.50	
		240 V AC	DPDT	15 A	3TX7114-5DG13C	8.50	
		12 V DC	DPDT	15 A	3TX7114-5DB03C	8.50	
		24 V DC	DPDT	15 A	3TX7114-5DC03C	8.50	
		110 V DC	DPDT	15 A	3TX7114-5DF03C	8.50	
		24 V AC	3PDT	15 A	3TX7116-5FC13C	8.50	
		120 V AC	3PDT	15 A	3TX7116-5FF13C	8.50	
		240 V AC	3PDT	15 A	3TX7116-5FG13C	8.50	
		24 V DC	3PDT	15 A	3TX7116-5FC03C	8.50	
		110 V DC	3PDT	15 A	3TX7116-5FF03C	8.50	
		24 V AC	4PDT	15 A	3TX7117-5HC13C	11.00	
		120 V AC	4PDT	15 A	3TX7117-5HF13C	11.00	
		240 V AC	4PDT	15 A	3TX7117-5HG13C	11.00	
		24 V DC	4PDT	15 A	3TX7117-5HC03C	11.00	
		110 V DC	4PDT	15 A	3TX7117-5HF03C	11.00	
		Socket for 3TX7110	-	-	3TX7144-1E7	8.00	
		Socket for 3TX7111	-	-	3TX7144-1E5	12.50	
		Socket for 3TX7109/7114	-	-	3TX7144-1E6	11.00	
		Socket for 3TX7116	-	-	3TX7144-1E8	11.00	
Socket for 3TX7117	-	-	3TX7144-1E9	11.00			
Touchsafe socket for 3TX7109/7114	-	-	3TX7144-4E6	7.00			

Accessories

	Flange adapter for 3TX7110	3TX7144-3L5	0.75
	DIN adapter for 3TX7110	3TX7144-3L4	1.25
	Hold/eject clip for 3TX7111 and 3TX7114	3TX7144-1L1	0.75
	Flange adapter for 3TX7111 and 3TX7114	3TX7144-3L5	0.75
	DIN adapter for 3TX7111 and 3TX7114	3TX7144-3L4	1.25
	Flange adapter for 3TX7116	3TX7144-1M3	0.75
	DIN adapter for 3TX7116	3TX7144-1M4	1.25
	Flange adapter for 3TX7117	3TX7144-1M5	0.75
	DIN adapter for 3TX7117	3TX7144-1M6	1.25
	Accessories for 3TX7144-4E6 only		
	MOV suppressor 24 VAC/VDC	3TX7144-H9	3.00
	MOV suppressor 120 VAC/VDC	3TX7144-H10	3.00
	MOV suppressor 240 VAC/VDC	3TX7144-H11	3.00
	Protection diode 6-250 VDC	3TX7144-H12	2.00
	LED, green 24 VAC/VDC	3TX7144-H13	1.00
LED, green 120/240 VAC/VDC	3TX7144-H14	1.00	
Jumper bar	3TX7144-H15	1.00	

3TX71 plug-in relays

Selection and ordering data

AC and DC operation

Version	Rated control supply voltage	Contact configuration	Contact rating	Order no.	List Price \$	Weight approx. kg	Pack units
---------	------------------------------	-----------------------	----------------	-----------	---------------	-------------------	------------

Basic line, miniature relays

3TX7126-3HF10



Single modules
for self-assembly
without LED, with flag

12 V AC	4PDT	3 A	3TX7126-3HB10	9.00			
24 V AC	4PDT	3 A	3TX7126-3HC10	9.00			
120 V AC	4PDT	3 A	3TX7126-3HF10	9.00			
12 V DC	4PDT	3 A	3TX7126-3HB00	9.00			
24 V DC	4PDT	3 A	3TX7126-3HC00	9.00			
110 V DC	4PDT	3 A	3TX7126-3HF00	9.00			
24 V AC	4PDT	5 A	3TX7126-3HC13	9.00			
120 V AC	4PDT	5 A	3TX7126-3HF13	9.00			
12 V DC	4PDT	5 A	3TX7126-3HB03	9.00			
24 V DC	4PDT	5 A	3TX7126-3HC03	9.00			
110 V DC	4PDT	5 A	3TX7126-3HF03	9.00			
LED, No Flag	120 V AC	4PDT	3 A	3TX7126-3PF10	9.00		
LED, No Flag	120 V AC	4PDT	5 A	3TX7126-3PF13	9.00		

Hermetically sealed

3TX7127-3HF10



24 V AC	4PDT	3 A	3TX7127-3HC10	60.00		
120 V AC	4PDT	3 A	3TX7127-3HF10	60.00		
12 V DC	4PDT	3 A	3TX7127-3HB00	55.00		
24 V DC	4PDT	3 A	3TX7127-3HC00	55.00		
110 V DC	4PDT	3 A	3TX7127-3HF00	55.00		
120 V AC	4PDT	5 A	3TX7127-3HF13	60.00		
12 V DC	4PDT	5 A	3TX7127-3HB03	55.00		
24 V DC	4PDT	5 A	3TX7127-3HC03	55.00		

3TX7123-5DC13



Single modules
for self-assembly
No LED, No Flag

12 V AC	DPDT	15 A	3TX7123-5DB13	9.50		
24 V AC	DPDT	15 A	3TX7123-5DC13	9.50		
120 V AC	DPDT	15 A	3TX7123-5DF13	9.50		
12 V DC	DPDT	15 A	3TX7123-5DB03	9.50		
24 V DC	DPDT	15 A	3TX7123-5DC03	9.50		
110 V DC	DPDT	15 A	3TX7123-5DF03	9.50		

PC termination

12 V DC	DPDT	15 A	3TX7123-2DB03	9.50		
24 V DC	DPDT	15 A	3TX7123-2DC03	9.50		
110 V DC	DPDT	15 A	3TX7123-2DF03	9.50		

3TX7144-1E7



Flange mount

120 V AC	DPDT	15 A	3TX7123-6DF13	9.50		
12 V DC	DPDT	15 A	3TX7123-6DB03	9.50		
24 V DC	DPDT	15 A	3TX7123-6DC03	9.50		

3TX7144-1E6



Socket for 3TX7126 and
3TX7127
Socket for 3TX7123

			3TX7144-1E5	12.50		
			3TX7144-1E6	9.00		

Accessories

AC and DC operation

Version	Order no.	List Price \$	Weight approx. kg	Pack units
---------	-----------	---------------	-------------------	------------

For basic line, miniature relays

Hold/eject clip for 3TX7126 and
3TX7123
Hold/eject clip for 3TX7127

	3TX7144-1L4	0.75		
	3TX7144-1L3	0.75		

3TX71 plug-in relays


1
2
3
4
5
6
7
8
9
10
11

Selection and ordering data


AC and DC operation

Version	Rated control supply voltage	Contact configuration	Contact rating	Order no.	List Price \$	Weight approx. kg	Pack units
---------	------------------------------	-----------------------	----------------	-----------	---------------	-------------------	------------



Premium line, 8 and 11 pin octal base relays

	8 pin single modules for self-assembly with mechanical indicator only	12 V AC	DPDT	16 A	3TX7112-1LB13	17.00	
		24 V AC	DPDT	16 A	3TX7112-1LC13	17.00	
		120 V AC	DPDT	16 A	3TX7112-1LF13	17.00	
		220/230 V AC	DPDT	16 A	3TX7112-1LG13	17.00	
		12 V DC	DPDT	16 A	3TX7112-1LB03	17.00	
		24 V DC	DPDT	16 A	3TX7112-1LC03	17.00	
		110 V DC	DPDT	16 A	3TX7112-1LF03	17.00	
	11 pin single modules for self-assembly with LED and mechanical indicator	12 V AC	3PDT	16 A	3TX7112-1NB13	17.50	
		24 V AC	3PDT	16 A	3TX7112-1NC13	17.50	
		120 V AC	3PDT	16 A	3TX7112-1NF13	17.50	
		220/230 V AC	3PDT	16 A	3TX7112-1NG13	17.50	
		12 V DC	3PDT	16 A	3TX7112-1NB03	17.50	
		24 V DC	3PDT	16 A	3TX7112-1NC03	17.50	
		110 V DC	3PDT	16 A	3TX7112-1NF03	17.50	

Basic line, 8 and 11 pin octal base relays

	8 pin single modules for self-assembly without LED	12 V AC	DPDT	16 A	3TX7120-1DB13	14.00	
		24 V AC	DPDT	16 A	3TX7120-1DC13	14.00	
		120 V AC	DPDT	16 A	3TX7120-1DF13	14.00	
		240 V AC	DPDT	16 A	3TX7120-1DG13	14.00	
		12 V DC	DPDT	16 A	3TX7120-1DB03	14.00	
		24 V DC	DPDT	16 A	3TX7120-1DC03	14.00	
		110 V DC	DPDT	16 A	3TX7120-1DF03	14.00	
	11 pin single modules for self-assembly without LED	12 V AC	3PDT	16 A	3TX7120-1FB13	14.50	
		24 V AC	3PDT	16 A	3TX7120-1FC13	14.50	
		120 V AC	3PDT	16 A	3TX7120-1FF13	14.50	
		240 V AC	3PDT	16 A	3TX7120-1FG13	14.50	
		12 V DC	3PDT	16 A	3TX7120-1FB03	14.50	
		24 V DC	3PDT	16 A	3TX7120-1FC03	14.50	
		110 V DC	3PDT	16 A	3TX7120-1FF03	14.50	

Accessories

	8 pin socket for 3TX7112 and 3TX7120 (DPDT)	3TX7144-1E2	4.75
	11 pin socket for 3TX7112 and 3TX7120 (3PDT)	3TX7144-1E3	10.00
	8 pin Touchsafe socket for 3TX7112 and 3TX7120	3TX7144-4E2	7.00
	11 pin Touchsafe socket for 3TX7112 and 3TX7120	3TX7144-4E3	7.00
	Accessories for 3TX7144-4E2 and 4E3		
	MOV suppressor 24 VAC/VDC	3TX7144-H1	3.00
	MOV suppressor 120 VAC/VDC	3TX7144-H2	3.00
	MOV suppressor 240 VAC/VDC	3TX7144-H3	3.00
	RC suppressor 6-24 VAC/VDC	3TX7144-H4	2.00
	RC suppressor 110-240 VAC/VDC	3TX7144-H5	2.00
	Protection diode 6-250 VDC	3TX7144-H6	2.00
	LED, green 24 VAC/VDC	3TX7144-H7	1.00
	LED, green 120/240 VAC/VDC	3TX7144-H8	1.00
	Jumper bar	3TX7144-H15	1.00


3TX71 plug-in relays

Selection and ordering data


AC and DC operation

Version	Rated control supply voltage	Contact configuration	Contact rating	Order no.	List Price \$	Weight approx. kg	Pack units
---------	------------------------------	-----------------------	----------------	-----------	---------------	-------------------	------------


Original line, 8 and 11 pin On delay/Off delay octal timing relays

	8 pin single modules on delay octal base	24 V DC	DPDT	10 A	0ND-0110-24D	95.00	
		24 V AC	DPDT	10 A	0ND-0110-24A	95.00	
		24 V AC	DPDT	10 A	0ND-1180-24A	95.00	
		120 V AC	DPDT	10 A	0ND-0110-120A	95.00	
		120 V AC	DPDT	10 A	0ND-1180-120A	95.00	
		<hr/>					
	11 pin single modules off delay octal base	24 V DC	DPDT	10 A	0FD-0110-24D	103.00	
		24 V AC	DPDT	10 A	0FD-0110-24A	103.00	
		120 V AC	DPDT	10 A	0FD-0110-120A	103.00	
		120 V AC	DPDT	10 A	0FD-1180-120A	103.00	
		12 V DC	DPDT	10 A			
		24 V DC	DPDT	10 A			
110 V DC	DPDT	10 A					



Enhanced line, 8 and 11 pin multifunctional octal base relays

	8 pin single modules on delay/int octal base sel. time base	12 V AC	DPDT	12 A	0ND-DFOB-12	70.00	
		24 V AC	DPDT	12 A	0ND-DFOB-24	70.00	
		120 V AC	DPDT	12 A	0ND-DFOB-120	70.00	
		240 V AC	DPDT	12 A	0ND-DFOB-240	70.00	
		12 V DC	DPDT	12 A			
		24 V DC	DPDT	12 A			
	110 V DC	DPDT	12 A				
	11 pin single modules off delay/os octal base sel. time base	12 V AC	DPDT	12 A	0FD-DFOB-12	70.00	
		24 V AC	DPDT	12 A	0FD-DFOB-24	70.00	
		120 V AC	DPDT	12 A	0FD-DFOB-120	70.00	
		240 V AC	DPDT	12 A	0FD-DFOB-240	70.00	
		12 V DC	DPDT	12 A			
24 V DC		DPDT	12 A				
110 V DC	DPDT	12 A					

Enhanced line, multifunctional square base time delay relays

	8 pin on delay square base		DPDT		0ND-DFSB-12	70.00		
			DPDT		0ND-DFSB-24	70.00		
			DPDP		0ND-DFSB-120	70.00		
			DPDP		0ND-DFSB-240	70.00		
		<hr/>						
		11 pin off delay square base		DPDT		0FD-DFSB-12	70.00	
			DPDT		0FD-DFSB-24	70.00		
			DPDP		0FD-DFSB-120	70.00		
			DPDP		0FD-DFSB-240	70.00		
	<hr/>							

Accessories

	8 pin socket for OND			3TX7144-1E2	4.75	
	11 pin socket for OFD			3TX7144-1E3	10.00	
	8 pin Touchsafe socket for OND			3TX7144-4E2	7.00	
	11 pin Touchsafe socket for OFD			3TX7144-4E3	7.00	
	Accessories for 3TX7144-4E2 and 4E3					
	MOV suppressor 24 VAC/VDC			3TX7144-H1	3.00	
	MOV suppressor 120 VAC/VDC			3TX7144-H2	3.00	
	MOV suppressor 240 VAC/VDC			3TX7144-H3	3.00	
	RC suppressor 6-24 VAC/VDC			3TX7144-H4	2.00	
	RC suppressor 110-240 VAC/VDC			3TX7144-H5	2.00	
	Protection diode 6-250 VDC			3TX7144-H6	2.00	
	LED, green 24 VAC/VDC			3TX7144-H7	1.00	
	LED, green 120/240 VAC/VDC			3TX7144-H8	1.00	
	Jumper bar			3TX7144-H15	1.00	

3TX71 plug-in relays

1
2
3
4
5
6
7
8
9
10
11

Selection and ordering data

AC and DC operation

Version	Rated control supply voltage	Contact configuration	Contact rating	Order no.	List Price \$	Weight approx. kg	Pack units
---------	------------------------------	-----------------------	----------------	-----------	---------------	-------------------	------------

Premium line, square base relays

3TX7115-5LF13



Single modules
for self-assembly with LED, push to test with lock-down door, and mechanical indicator

24 V AC	DPDT	12 A	3TX7115-5LC13	17.00		
120 V AC	DPDT	12 A	3TX7115-5LF13	17.00		
240 V AC	DPDT	12 A	3TX7115-5LH13	17.00		
12 V DC	DPDT	12 A	3TX7115-5LB03	17.00		
24 V DC	DPDT	12 A	3TX7115-5LC03	17.00		
110 V DC	DPDT	12 A	3TX7115-5LF03	17.00		
24 V AC	3PDT	12 A	3TX7115-5NC13	17.50		
120 V AC	3PDT	12 A	3TX7115-5NF13	17.50		
220/230 V AC	3PDT	12 A	3TX7115-5NH13	17.50		
12 V DC	3PDT	12 A	3TX7115-5NB03	17.50		
24 V DC	3PDT	12 A	3TX7115-5NC03	17.50		
110 V DC	3PDT	12 A	3TX7115-5NF03	17.50		

Basic line, square base relays

3TX7121-5LC13



Single modules
for self-assembly without LED

12 V AC	DPDT	15 A	3TX7121-5DB13	13.50		
24 V AC	DPDT	15 A	3TX7121-5DC13	13.50		
120 V AC	DPDT	15 A	3TX7121-5DF13	13.50		
240 V AC	DPDT	15 A	3TX7121-5DH13	13.50		
12 V DC	DPDT	15 A	3TX7121-5DB03	13.50		
24 V DC	DPDT	15 A	3TX7121-5DC03	13.50		
110 V DC	DPDT	15 A	3TX7121-5DF03	13.50		
12 V AC	3PDT	15 A	3TX7121-5FB13	14.50		
24 V AC	3PDT	15 A	3TX7121-5FC13	14.50		
120 V AC	3PDT	15 A	3TX7121-5FF13	14.50		
240 V AC	3PDT	15 A	3TX7121-5FH13	14.50		
12 V DC	3PDT	15 A	3TX7121-5FB03	14.50		
24 V DC	3PDT	15 A	3TX7121-5FC03	14.50		
110 V DC	3PDT	15 A	3TX7121-5FF03	14.50		

3TX7144-1E4



Flange mount modules
(require 0.187 quick connect)

24 V AC	DPDT	20 A ¹⁾	3TX7122-5DC13	15.50		
120 V AC	DPDT	20 A ¹⁾	3TX7122-5DF13	15.50		
240 V AC	DPDT	20 A ¹⁾	3TX7122-5DH13	15.50		
12 V DC	DPDT	20 A ¹⁾	3TX7122-5DB03	15.50		
24 V DC	DPDT	20 A ¹⁾	3TX7122-5DC03	15.50		
110 V DC	DPDT	20 A ¹⁾	3TX7122-5DF03	15.50		
24 V AC	DPDT	15 A	3TX7121-6DC13	14.00		
120 V AC	DPDT	15 A	3TX7121-6DF13	14.00		
240 V AC	DPDT	15 A	3TX7121-6DH13	14.00		
12 V DC	DPDT	15 A	3TX7121-6DB03	14.00		
24 V DC	DPDT	15 A	3TX7121-6DC03	14.00		
110 V DC	DPDT	15 A	3TX7121-6DF03	14.00		

Flange mount modules
(require 0.187 quick connect)

24 V AC	3PDT	15 A	3TX7121-6FC13	14.50		
120 V AC	3PDT	15 A	3TX7121-6FF13	14.50		
240 V AC	3PDT	15 A	3TX7121-6FH13	14.50		
12 V DC	3PDT	15 A	3TX7121-6FB03	14.50		
24 V DC	3PDT	15 A	3TX7121-6FC03	14.50		
110 V DC	3PDT	15 A	3TX7121-6FF03	14.50		

Socket for 3TX7115, 3TX7121 and 3TX7122

			3TX7144-1E4	11.00		
--	--	--	--------------------	-------	--	--

1) Applications above 15 amps must use quick connect terminals and not 3TX7144-1E4 sockets.

Accessories

Version	Order no.	List Price \$
---------	-----------	---------------

For premium line, miniature relays

Hold/eject clip for 3TX7115	3TX7144-1L2	0.75
11 Pin chassis mount socket	3TX7144-3D0	5.40
Hold/eject clip for 3TX7121 and 3TX7122	3TX7144-1L5	0.75

Function Relays, Interfaces and Converters

Coupling Relays and Interfaces

SIMIREL

3TX71 plug-in relays


Selection and ordering data

AC and DC operation

Version	Rated control supply voltage	Contact configuration	Contact rating	Order no.	List Price \$	Weight approx. kg	Pack units
---------	------------------------------	-----------------------	----------------	-----------	---------------	-------------------	------------

DIN Mount Power Relay relays


3TX7131-4CC13



24 V AC	DPST-NO	30 A	3TX7131-4CC13	11.90		
120 V AC	DPST-NO	30 A	3TX7131-4CF13	11.90		
240 V AC	DPST-NO	30 A	3TX7131-4CH13	13.50		

12 V DC	DPDT	30 A	3TX7131-4DB03	14.00		
24 V DC	DPDT	30 A	3TX7131-4DC03	14.00		
24 V AC	DPDT	30 A	3TX7131-4DC13	14.00		
120 V AC	DPDT	30 A	3TX7131-4DF13	14.00		
240 V AC	DPDT	30 A	3TX7131-4DH13	14.00		

3TX7132-6BA03



5 V DC	SPDT	30 A	3TX7132-6BA03	6.00		
12 V DC	SPDT	30 A	3TX7132-6BB03	6.00		
24 V DC	SPDT	30 A	3TX7132-6BC03	6.00		
120 V AC	SPDT	30 A	3TX7132-6BF13	6.00		

3TX71 plug-in relays

1
2
3
4
5
6
7
8
9
10
11

Selection and ordering data

AC and DC operation

Version	Rated control supply voltage	Contact configuration	Contact rating	Order no.	List Price \$	Weight approx. kg	Pack units
---------	------------------------------	-----------------------	----------------	-----------	---------------	-------------------	------------

Basic line, square base relays

 <p>3TX7113-5DF13</p>	<p>Single modules for self-assembly with mechanical indicator, without LED</p>	24 V AC	DPDT	16 A	3TX7113-5DC13	16.00		
		120 V AC	DPDT	16 A	3TX7113-5DF13	16.00		
		240 V AC	DPDT	16 A	3TX7113-5DH13	16.00		
		12 V DC	DPDT	16 A	3TX7113-5DB03	16.00		
		24 V DC	DPDT	16 A	3TX7113-5DC03	16.00		
		24 V AC	3PDT	16 A	3TX7113-5FC13	16.00		
		120 V AC	3PDT	16 A	3TX7113-5FF13	16.00		
		240 V AC	3PDT	16 A	3TX7113-5FG13	16.00		
		12 V DC	3PDT	16 A	3TX7113-5FB03	16.00		
		24 V DC	3PDT	16 A	3TX7113-5FC03	16.00		
 <p>3TX7136-5LF13</p>	<p>Flange mount modules (require 0.187 quick connect)</p>	24 V AC	DPDT	16 A	3TX7113-6DC13	16.00		
		120 V AC	DPDT	16 A	3TX7113-6DF13	7.50		
		240 V AC	DPDT	16 A	3TX7113-6DH13	16.00		
		12 V DC	DPDT	16 A	3TX7113-6DB03	16.00		
		24 V DC	DPDT	16 A	3TX7113-6DC03	16.00		
		24 V AC	3PDT	16 A	3TX7113-6FC13	16.00		
		120 V AC	3PDT	16 A	3TX7113-6FF13	16.00		
		240 V AC	3PDT	16 A	3TX7113-6FG13	16.00		
		24 V DC	3PDT	16 A	3TX7113-6FC03	16.00		
		 <p>3TX7144-1E4</p>	<p>Flange mount modules (require 0.250 quick connect)</p>	24 V AC	DPDT	25 A	3TX7113-4DC13	16.50
120 V AC	DPDT			25 A	3TX7113-4DF13	16.50		
240 V AC	DPDT			25 A	3TX7113-4DH13	16.50		
12 V DC	DPDT			25 A	3TX7113-4DB03	16.50		
24 V DC	DPDT			25 A	3TX7113-4DC03	16.50		
<p>Latching Relay (for self-assembly without LED)</p>	24 V AC			DPDT	10 A	3TX7125-5DC13	16.00	
	120 V AC			DPDT	10 A	3TX7125-5DF13	16.00	
	12 V DC			DPDT	10 A	3TX7125-5DB03	16.00	
	24 V DC			DPDT	10 A	3TX7125-5DC03	16.00	
<p>Alternating Relay (for self-assembly with status LED)</p>	24 V AC			DPDT	12 A	3TX7136-5LC13	95.00	
	120 V AC	DPDT	12 A	3TX7136-5LF13	95.00			
	24 V DC	DPDT	12 A	3TX7136-5LC03	95.00			
Socket for 3TX7113, 3TX7125 and 3TX7136				3TX7144-1E4	11.00			

Accessories

AC and DC operation

Version	Order no.	List Price \$	Weight approx. kg	Pack units
---------	-----------	---------------	-------------------	------------

For Basic line square base relays

11 Pin chassis mount socket	3TX7144-3D0	5.40		
Hold/eject clip for 3TX7125	3TX7144-1L5	0.75		

3TX71 plug-in relays


Selection and ordering data

AC and DC operation

Version	Rated control supply voltage	Contact configuration	Contact rating	Order no.	List Price \$	Weight approx. kg	Pack units
---------	------------------------------	-----------------------	----------------	-----------	---------------	-------------------	------------

Heavy duty power relays							
	24 V AC	SPST - NO	30 A	3TX7130-0AC13	22.00		
	120 V AC	SPST - NO	30 A	3TX7130-0AF13	22.00		
	240 V AC	SPST - NO	30 A	3TX7130-0AH13	22.00		
	120 V AC	SPST - NC	30 A	3TX7130-0QF13	22.00		
	24 V DC	SPST - NC	30 A	3TX7130-0AC03	22.00		
	24 V AC	SPDT	30 A	3TX7130-0BC13	24.00		
	120 V AC	SPDT	30 A	3TX7130-0BF13	24.00		
	240 V AC	SPDT	30 A	3TX7130-0BH13	24.00		
	277 V DC	SPDT	30 A	3TX7130-0BS13	24.00		
	24 V AC	DPDT	30 A	3TX7130-0DC13	26.00		
	120 V AC	DPDT	30 A	3TX7130-0DF13	26.00		
	240 V AC	DPDT	30 A	3TX7130-0DH13	26.00		
	277 V DC	DPDT	30 A	3TX7130-0DS13	26.00		
	12 V DC	DPDT	30 A	3TX7130-0DB03	26.00		
	24 V DC	DPDT	30 A	3TX7130-0DC03	26.00		
	48 V DC	DPDT	30 A	3TX7130-0DD03	26.00		
	24 V AC	DPST - NO	30 A	3TX7130-0CC13	24.00		
	120 V AC	DPST - NO	30 A	3TX7130-0CF13	24.00		
	240 V AC	DPST - NO	30 A	3TX7130-0CH13	24.00		
	277 V DC	DPST - NO	30 A	3TX7130-0CS13	24.00		
	12 V DC	DPST - NO	30 A	3TX7130-0CB03	24.00		
	24 V DC	DPST - NO	30 A	3TX7130-0CC03	24.00		
Relays with magnetic blowout	120 V AC	DPDT	30 A	3TX7130-0RF13	31.00		
	12 V DC	DPDT	30 A	3TX7130-0RB03	31.00		
	24 V DC	DPDT	30 A	3TX7130-0RC03	31.00		
	48 V DC	DPDT	30 A	3TX7130-0RD03	31.00		
	110 V DC	DPDT	30 A	3TX7130-0RF03	31.00		

3TX7130-0DF13



Accessories

AC and DC operation

Version	Order no.	List Price \$	Weight approx. kg	Pack units
---------	-----------	---------------	-------------------	------------

For heavy duty power relays				
Heavy duty power relay dust cover	3TX7144-1M0	19.00		

3TX71 plug-in relays



Technical data

Relay type	3TX7110	3TX7111/ 3TX7114	3TX7116/ 3TX7117	3TX7126	3TX7127	3TX7123	3TX7109
AC and DC operation, coil data							
pull-in voltage @ 25° C AC DC	85% 80%			80% 75%		80% 75%	
dropout voltage AC DC	10% min. 10% min.			30% min. 10% min.		30% min. 10% min.	
max. voltage	110% of nominal voltage			110% of nominal voltage		110% of nominal voltage	
coil resistance	+/-15% AC & DC			+/-15% AC & DC		+/-15% AC & DC	
coil insulation	class B coil insulation system			class B coil insulation system		class B coil insulation system	
power consumption AC DC	0.9 VA (60Hz) 0.7 W	1.2 VA (60Hz) 0.9 W	1.5 VA (60Hz) 1.7 W	1.2 VA (60Hz) 0.9 W		0.9 VA (60Hz) 0.7 W	
duty	continuous			continuous		continuous	

Contact data

contact material	silver alloy			silver alloy	3A-silver 5A-silver alloy	silver alloy 5A-silver alloy	silver alloy
contact resistance	50 milliohms max. @ 10A, 120V AC or 24V DC	100 milliohms max. @ 10A, 6V AC 1 amp	100 milliohms max. @ 5A, 6V AC 1 amp	(3A)100 milliohms max. @ 120 V AC (5A)500 milliohms max. @ 120 V AC	100 milliohms max. @ 10A, 6V AC 1 amp	50 milliohms max. @ 10A, 120V AC or 24V DC	
contact rating 110-120V AC 28V DC 220-277V AC	15 A 15 A 10 A	15A 12A 12A	5A 5A 5A	3A / 5A 3A / 5A N/A / N/A	15A 15A 15A	15 A 15 A 10 A	
single phase horse power rating 110-120V AC 220-250V AC	1/2 HP 1 HP	1/3 HP 1/2 HP	1/6 HP 1/16 HP	- -	1/3 HP 1/2 HP	1/2 HP 1 HP	
minimum recommended load	100mA @ 5VDC or 0.5 W	100mA @ 5VDC or 0.5 W	100mA @ 5VDC or 0.5 W	100mA @ 5VDC or 0.5 W	100mA @ 5VDC or 0.5 W	100mA @ 5VDC or 0.5 W	100mA @ 5VDC or 0.5 W

Miscellaneous

timing operate time release time	25 ms 25 ms		25 ms 25 ms	13 ms 6 ms	25 ms 25 ms	
dielectric strength coil to contacts (1 min.) across open contacts (1 min.) contact to frame (1 min.) insulation resistance @ 500V DC	1500V rms 1000V rms 1500V rms 100 Megohms		1500V rms 1000V rms 1500V rms 100 Megohms	1240V rms 500V rms 1240V rms 100 Megohms	1500V rms 1000V rms 1500V rms 100 Megohms	
ambient temperature	-40° C + 70° C		-40° C + 70° C	-45° C + 70° C	-40° C + 70° C	
vibration resistance	6G's, 10 to 55 Hz, 1mm (double amplitude)		6G's, 10 to 55 Hz, 1mm (double amplitude)		6G's, 10 to 55 Hz, 1mm (double amplitude)	
shock resistance functional	10 G's		10 G's	10 G's	10 G's	
life expectancy mechanical electrical	10 million 150,000 min.	10 million 200,000 min.	50 million 200,000 min.	10 million 100,000 min.	50 million 200,000 min.	10 million 150,000 min.

3TX71 plug-in relays

Technical data

Relay type	3TX7112	3TX7120	3TX7115	3TX7121	3TX7122
AC and DC operation, coil data					
pull-in voltage @ 25° C					
AC	85 %				
DC	80 %				
dropout voltage					
AC	10 %				
DC	10 %				
max. voltage	110 %				
coil resistance	±10 % AC & DC		±10 % DC		
coil insulation	Class B				
power consumption					
AC	2 VA (60 Hz)		2 - 2.75 VA (60 Hz)		2 - 2.75 VA (60 Hz)
DC	1.2 W		1.2 W		1.2 W
duty	continuous				

Contact data

contact material	silver alloy			silver alloy		
contact resistance	50 milliohms max 10 A 120 AC or 24 DC	50 milliohms max at rated current 120 AC or 24 DC		50 milliohms max 10 A 120 V AC or 24 V DC	50 milliohms max at rated current	
contact rating		2 pole	3 pole	2 pole	3 pole	2 p 3 p
110-120V AC	16 A	12 A	10 A	16 A	16 A	25 A 20 A
28V DC	16 A	10 A	10 A	16 A	16 A	13 A 13 A
220-277V AC	16 A	8 A	6 A	16 A	16 A	20 A 10 A
single phase horse power rating						
110-120V AC	1/3 HP	1/3 HP	1/3 HP	1/3 HP	1/3 HP	1 HP
220-250V AC	1/2 HP	1/2 HP	1/2 HP	1/2 HP	1/2 HP	1 1/2 HP
minimum recommended load	100mA @ 5VDC or 0.5 W		100mA @ 5VDC or 0.5 W		100mA @ 5VDC or 0.5 W	

Miscellaneous

timing						
operate time	20 ms		25 ms		20 ms	
release time	15 ms		20 ms		20 ms	
dielectric strength						
coil to contacts (1 min.)	2500 V rms		1500 V rms		2500 V rms	
across open contacts (1 min.)	1500 V rms		1000 V rms		500 V rms	
contact to frame (1 min.)	2500 V rms		1500 V rms		2000 V rms	
insulation resistance @ 500V DC	1000 Megohms		1000 Megohms		1000 Megohms	
ambient temperature	-40° C + 65° C		-10° C + 60° C		-40° C + 50° C AC -40° C + 65° C DC	
vibration resistance	6G's, 10 to 55 Hz, 1mm (double amplitude)			6G's, 10 to 55 Hz, 1mm (double amplitude)		
shock resistance						
functional	10 G's		10 G's		10 G's	
life expectancy						
mechanical	5 million		5 million		5 million	
electrical	200,000		100,000		100,000	

Technical data

Relay type	3TX7113	3TX7125	3TX7136	3TX7130
AC and DC operation, coil data				
pull-in voltage @ 25° C				
AC	85 %	85 %	85 %	85 %
DC	80 %	75 %	75 %	80 %
dropout voltage				
AC	10 %		N/A	10 %
DC				
max. voltage	110 %		110 %	
coil resistance	±10 % AC & DC		±10 % AC & DC	
coil insulation	class B		class B	
power consumption				
AC	2 V A to 3.5 V A	1.64 V A	1.64 V A	10 V A
DC	1.44 W	1.8 W	1.8 W	2 W
duty	continuous		intermittent	

Contact data

contact material	silver alloy		silver alloy	
contact resistance	50 milliohms max at rated current		50 milliohms max at rated current	
contact rating	DPDT	3PDT		
110-120V AC			10 A	
28V DC	13 - 20 A	13 - 16 A	10 A	12 A
220-277V AC	20 - 25 A	16 - 20 A	10 A	12 A
single phase horse power rating				
110-120V AC	3/4 to 1 HP	1/2 to 3/4 HP	1/3 HP	N/A
220-250V AC	1 to 1 1/2 HP	1 to 1 1/2 HP	1/2 HP	N/A
minimum recommended load	100mA @ 5VDC or 0.5 W		100mA @ 5VDC or 0.5 W	

Miscellaneous

timing				
operate time	20 ms	30 ms	20 ms	40 ms
release time	20 ms	30 ms		30 ms
dielectric strength				
coil to contacts (1 min.)	2000 V rms	1500 V rms	1500 V rms	2200 V rms
across open contacts (1 min.)	500 V rms	500 V rms	500 V rms	1500 V rms
contact to frame (1 min.)	2000 V rms	1500 V rms	1500 V rms	2200 V rms
insulation resistance @ 500V DC	1000 Megohms	1000 Megohms	1000 Megohms	1000 Megohms
ambient temperature	-30° C + 50° C AC -30° C + 65° C DC	-45° C + 70° C AC		-30° C + 50° C AC -30° C + 60° C DC
vibration resistance	6G's, 10 to 55 Hz, 1mm (double amplitude)		6G's, 10 to 55 Hz, 1mm (double amplitude)	
shock resistance				
functional	10 G's		10 G's	
life expectancy				
mechanical	5 million	10 million	10 million	1 million
electrical	100,000	100,000	100,000	100,000

1

2

3

4

5

6

7

8

9

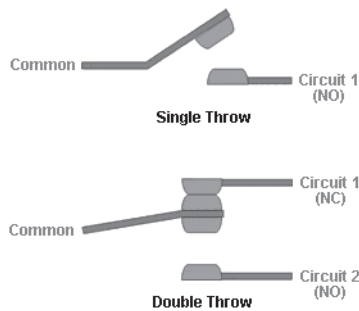
10

11

3TX71 plug-in relays

Overview

Contact arrangement - throws

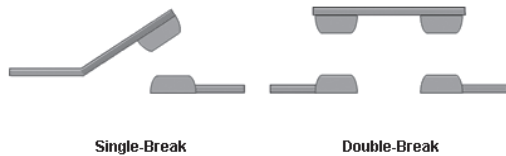


Throw is the number of different closed contact positions per pole. In other words a throw describes the total number of different circuits each pole controls.

The following abbreviations are used to indicate contact configurations:

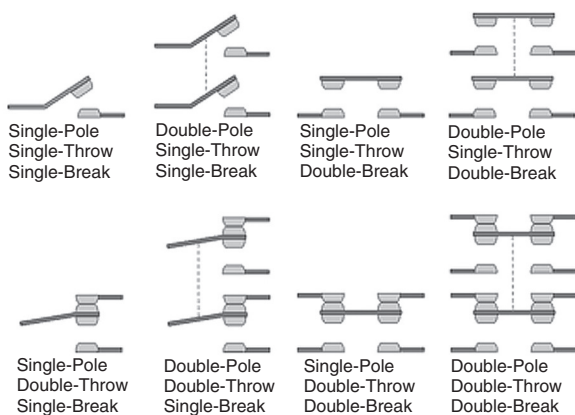
- SPST** Single-pole, single-throw
- SPDT** Single-pole, double-throw
- DPST** Double-pole, single-throw
- DPDT** Double-pole, double-throw

Contact arrangement - break



Break is the number of separate contacts the switch uses to open or close an individual circuits. If the relay breaks the circuit in one place, then it is a single break relay. If the relay breaks the circuit in two places, then it is a double break relay.

Contact arrangements overview



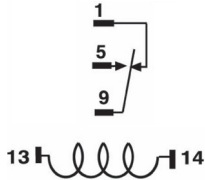
This illustration shows various contact arrangement types.

3TX71 plug-in relays

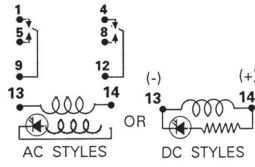
1
2
3
4
5
6
7
8
9
10
11

Circuit diagrams

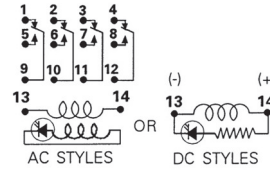
3TX7110
SPDT



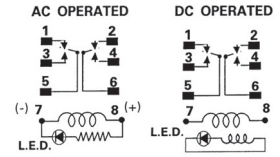
3TX7111
DPDT



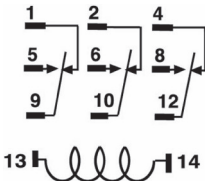
3TX7111
3PDT



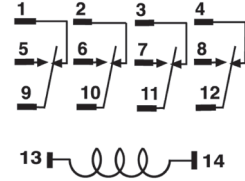
3TX7114
DPDT



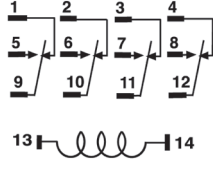
3TX7116
3PDT



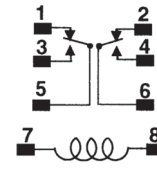
3TX7117
4PDT



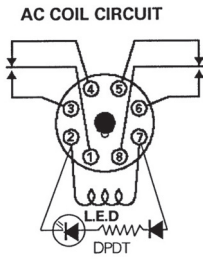
3TX7126/3TX7127
4PDT



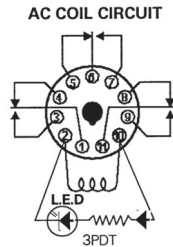
3TX7123
DPDT



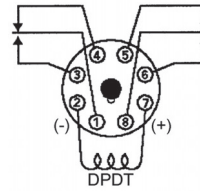
3TX7112
DPDT



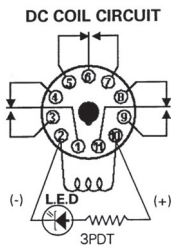
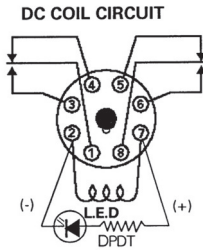
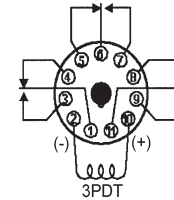
3TX7112
3PDT



3TX7120
DPDT



3TX7120
3PDT



Bracketed values: Socket designations.
Without brackets: Contact/coil designations.

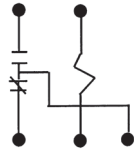
3TX71 plug-in relays

Circuit diagrams

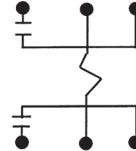
3TX7130
SPST-NO



3TX7130
SPDT



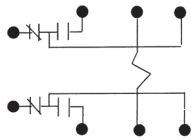
3TX7130
DPST-NO



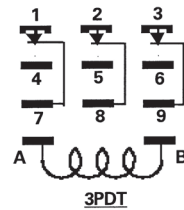
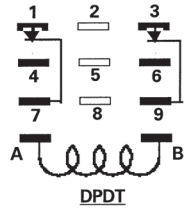
3TX7130
SPST-NC-DB



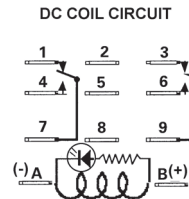
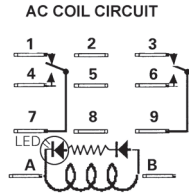
3TX7130
DPDT



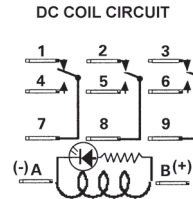
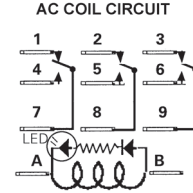
3TX7121
DPDT, 3PDT



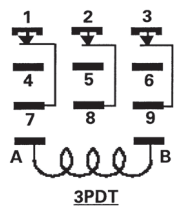
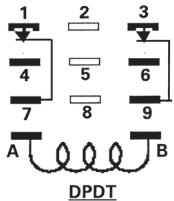
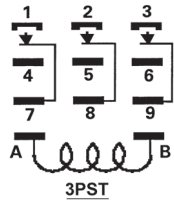
3TX7115
DPDT



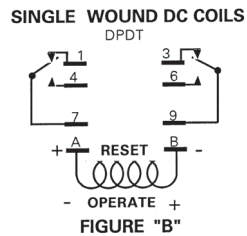
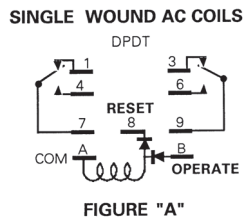
3TX7115
3PDT



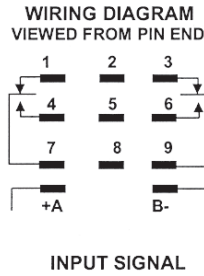
3TX7113
DPDT, 3PST, 3PDT



3TX7125
DPDT

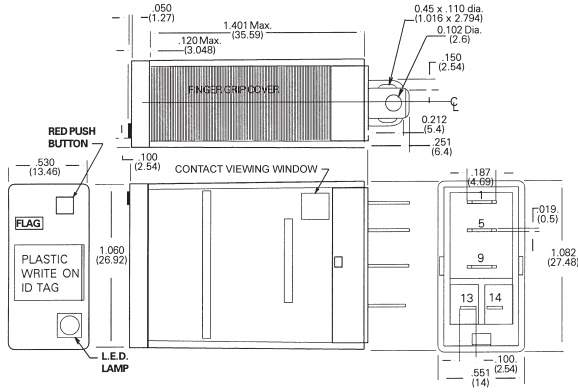


3TX7136
DPDT

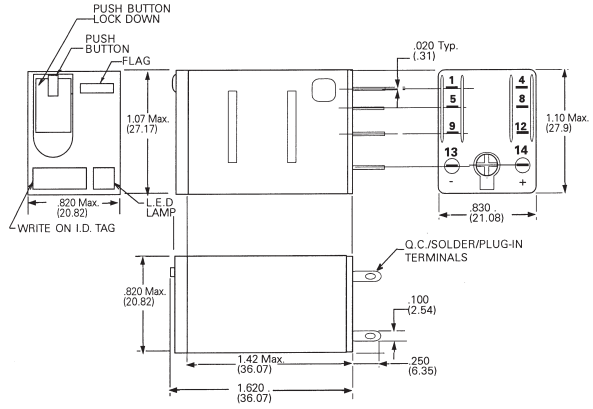


Dimension drawings

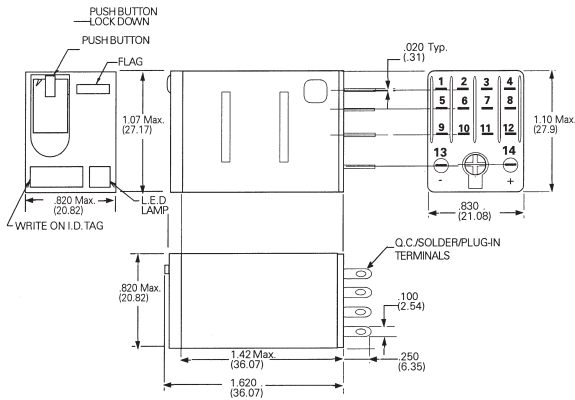
3TX7110



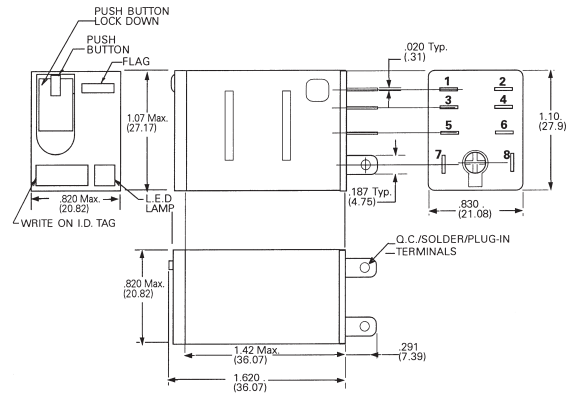
3TX7111 DPDT



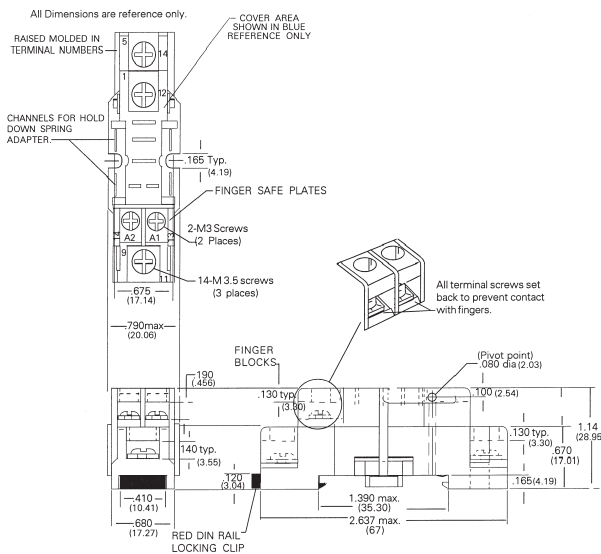
3TX7111 4PDT



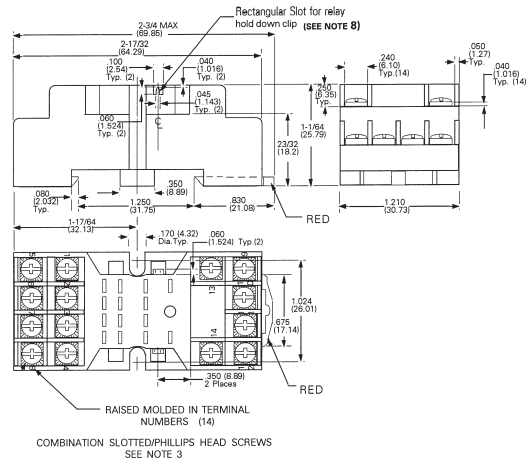
3TX7114



3TX7144-1E7



3TX7144-1E5

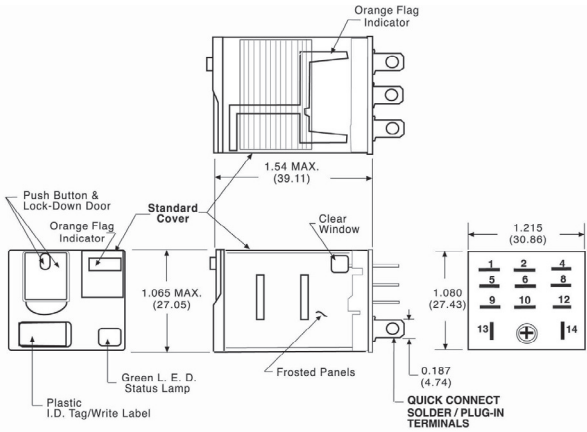


- 1
- 2
- 3
- 4
- 5
- 6
- 7
- 8
- 9
- 10
- 11

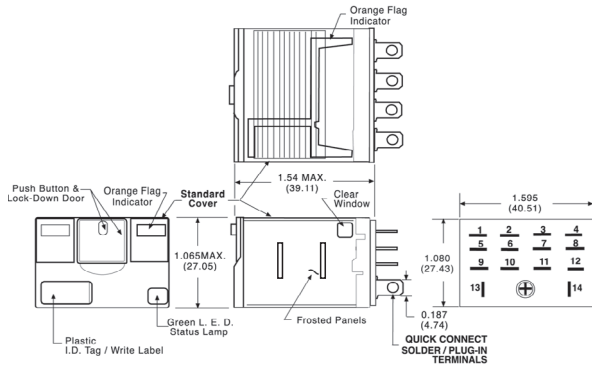
3TX71 plug-in relays

Dimension drawings

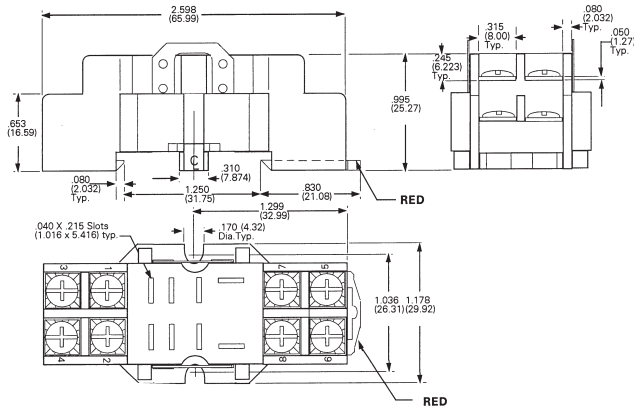
3TX7116



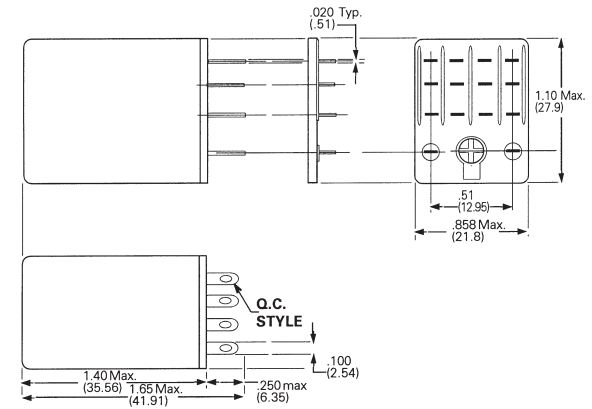
3TX7117



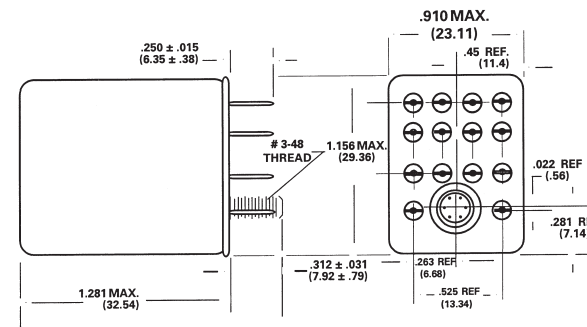
3TX7144-1E6



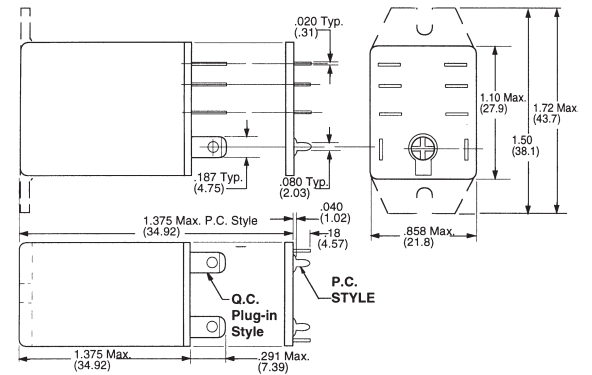
3TX7126



3TX7127



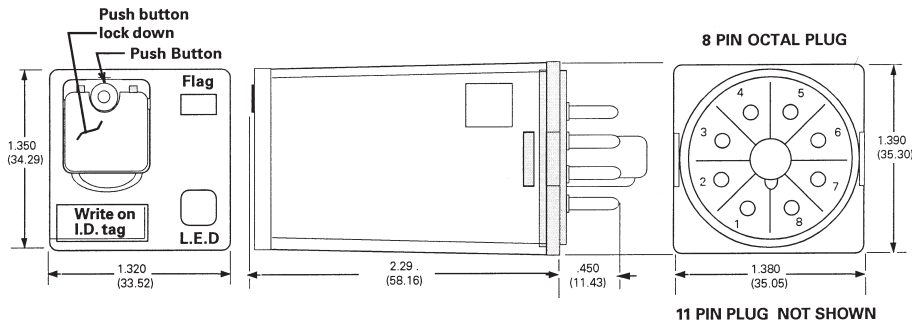
3TX7123



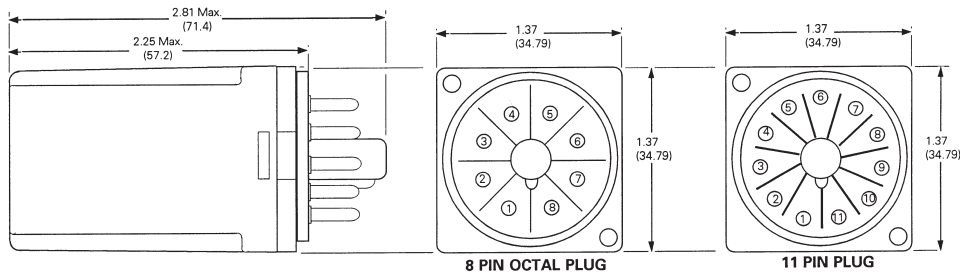
3TX71 plug-in relays

Dimension drawings

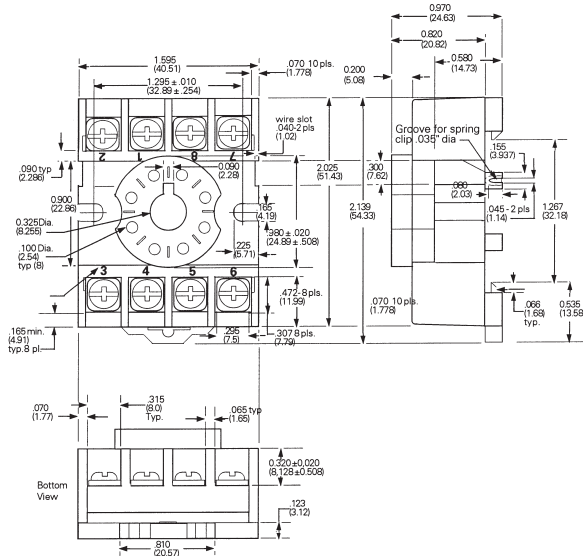
3TX7112



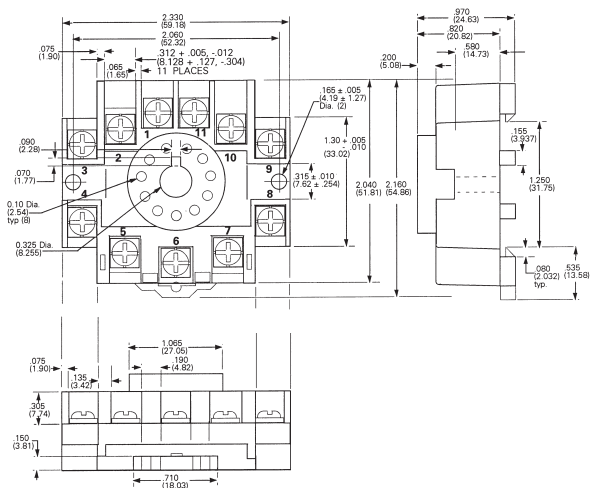
3TX7120



3TX7144-1E2



3TX7144-1E3

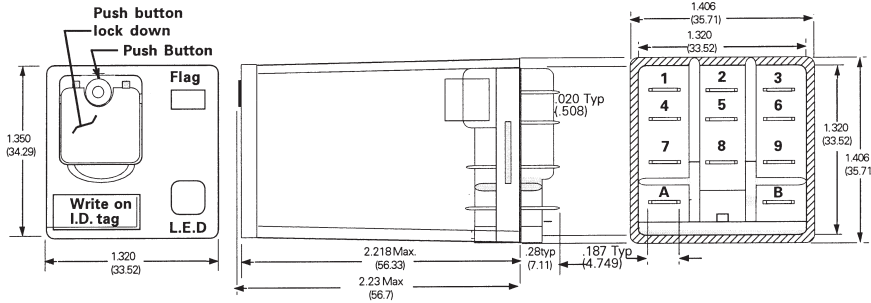


- 1
- 2
- 3
- 4
- 5
- 6
- 7
- 8
- 9
- 10
- 11

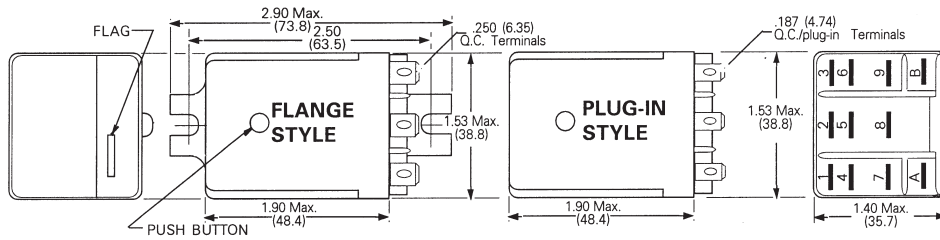
3TX71 plug-in relays

Dimension drawings

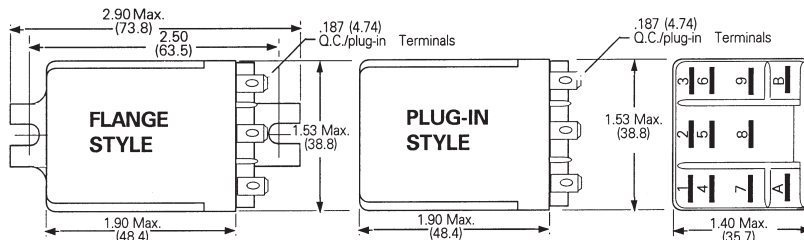
3TX7115



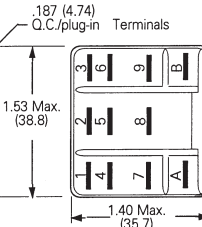
3TX7113



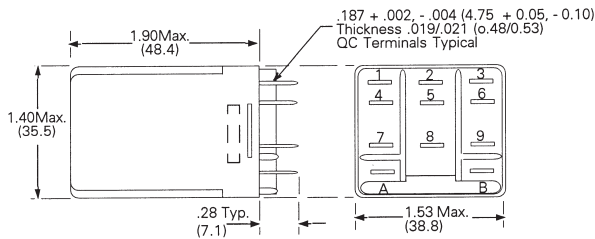
3TX7121/3TX7122



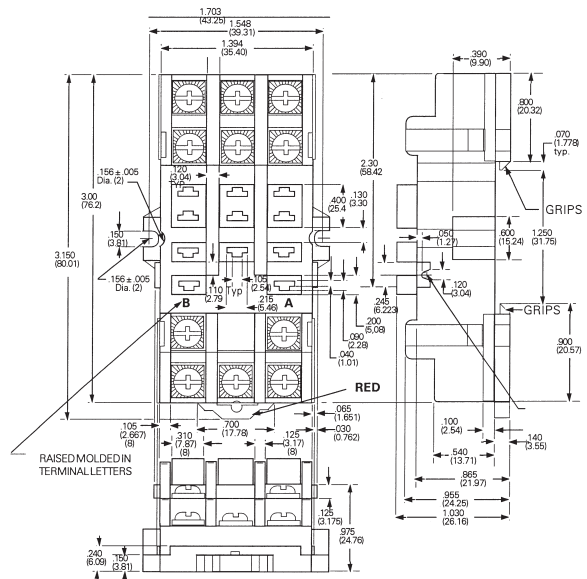
3TX7123



3TX7127



3TX7144-1E4

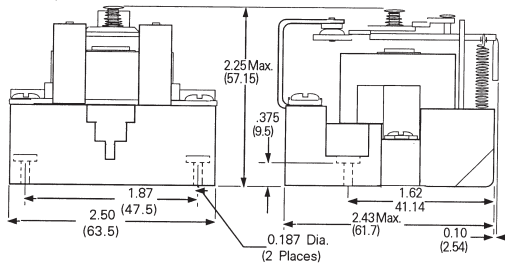


3TX71 plug-in relays

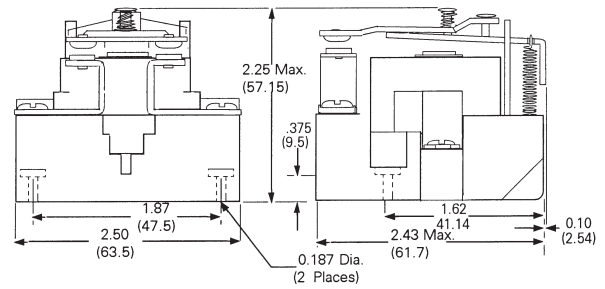
1
2
3
4
5
6
7
8
9
10
11

Dimension drawings

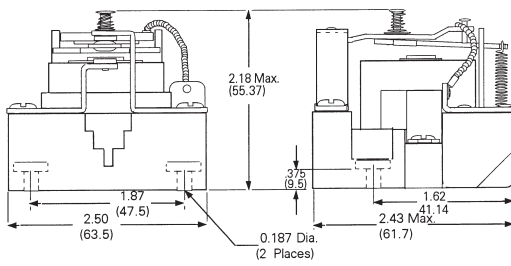
3TX7130 SPST NC



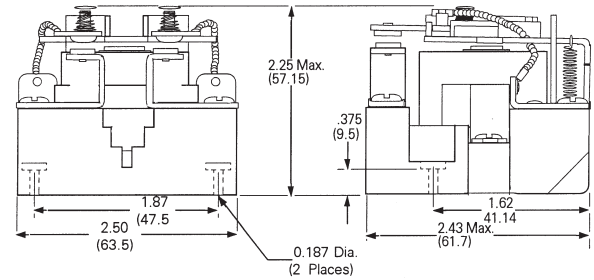
3TX7130 SPST NO



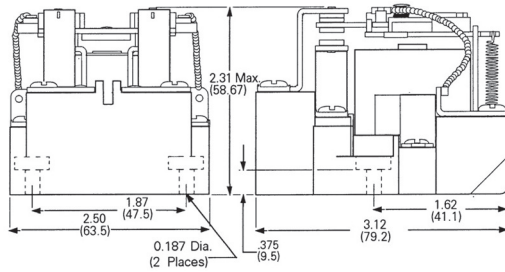
3TX7130 SPDT



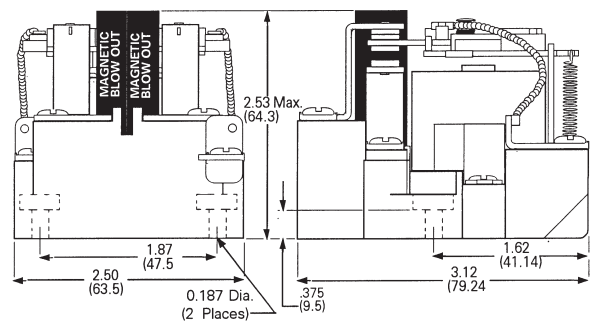
3TX7130 DPST NO



3TX7130 DPDT



3TX7130 DPDT with magnetic blowout



3TX7136

