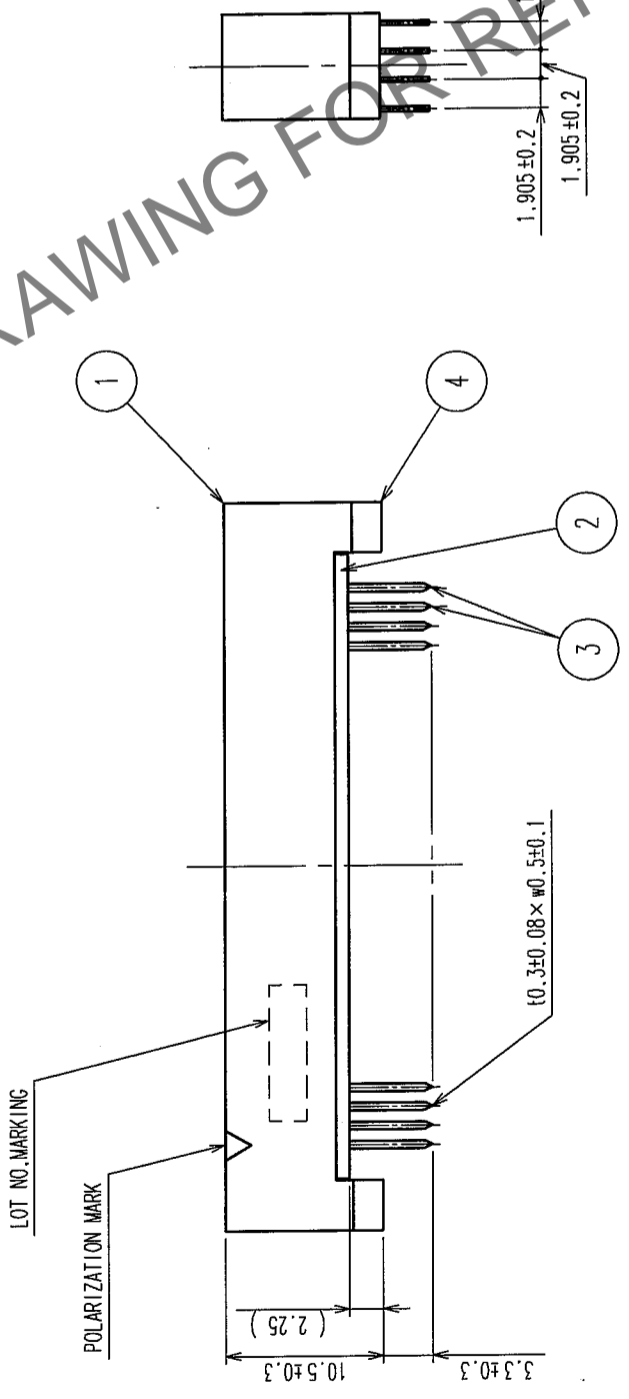
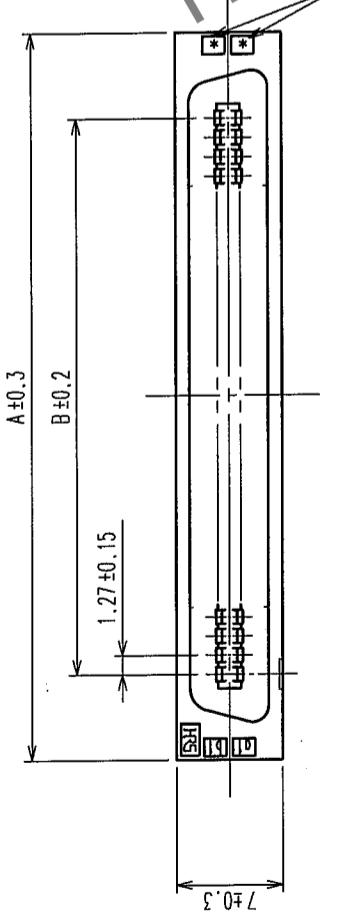
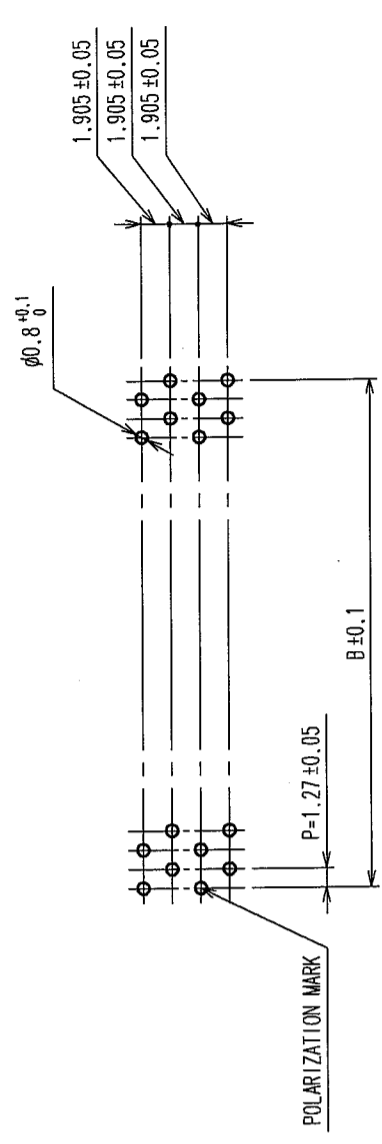


In case of consideration for using Automotive equipment / device which demand high reliability, kindly contact our sales window correspondents.

COUNT	DESCRIPTION OF REVISIONS	BY	CHKD	DATE	COUNT	DESCRIPTION OF REVISIONS	BY	CHKD	DATE
△					△				
△					△				
△					△				

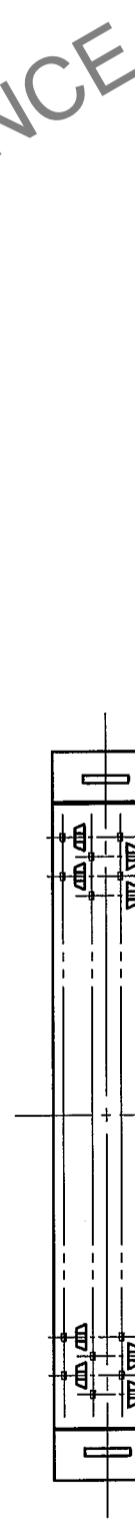


RECOMMEND PC BOARD HOLE PATTERN (MOUNTING SIDE)
t=1.6



PART No.	CODE No.	A	B	C
FX2C2-20P-1.27DSA(71)	CL572-2221-5-71	20	22.75	11.43
FX2C2-32P-1.27DSA(71)	CL572-2222-8-71	32	30.37	19.05
FX2C2-40P-1.27DSA(71)	CL572-2223-0-71	40	35.45	24.13
FX2C2-52P-1.27DSA(71)	CL572-2224-3-71	52	43.07	31.75
FX2C2-60P-1.27DSA(71)	CL572-2225-6-71	60	48.15	36.83
FX2C2-68P-1.27DSA(71)	CL572-2226-9-71	68	53.23	41.91
FX2C2-80P-1.27DSA(71)	CL572-2227-1-71	80	60.85	49.53
FX2C2-100P-1.27DSA(71)	CL572-2228-4-71	100	73.55	62.23
FX2C2-120P-1.27DSA(71)	CL572-2229-7-71	120	86.25	74.93

NOTES 1. THE DIMENSIONS IN PARENTHESES ARE FOR REFERENCE.
2. NUMBER OF PIN.



NO.	MATERIAL	FINISH, REMARKS	NO.	MATERIAL	FINISH, REMARKS
4	POLYAMIDE	BLACK	3	PHOSPHOR BRONZE	
1,2	POLYAMIDE	BLACK			

CODE NO. (OLD)	CL	DRAWN	DESIGNED	CHECKED	APPROVED	RELEASED
		I. OKAYAMA	K. NAKAMURA	H. OKAWA	H. OKAWA	
		04.06.02	04.06.02	04.06.02	04.06.09	04.06.09

DRAWING NO.	EDC3-083049-21	PART NO.	FX2C2-**-P-1.27DSA(71)
SCALE	FREE	CODE NO.	CL572
UNITS	MM		

TO	
PCK	