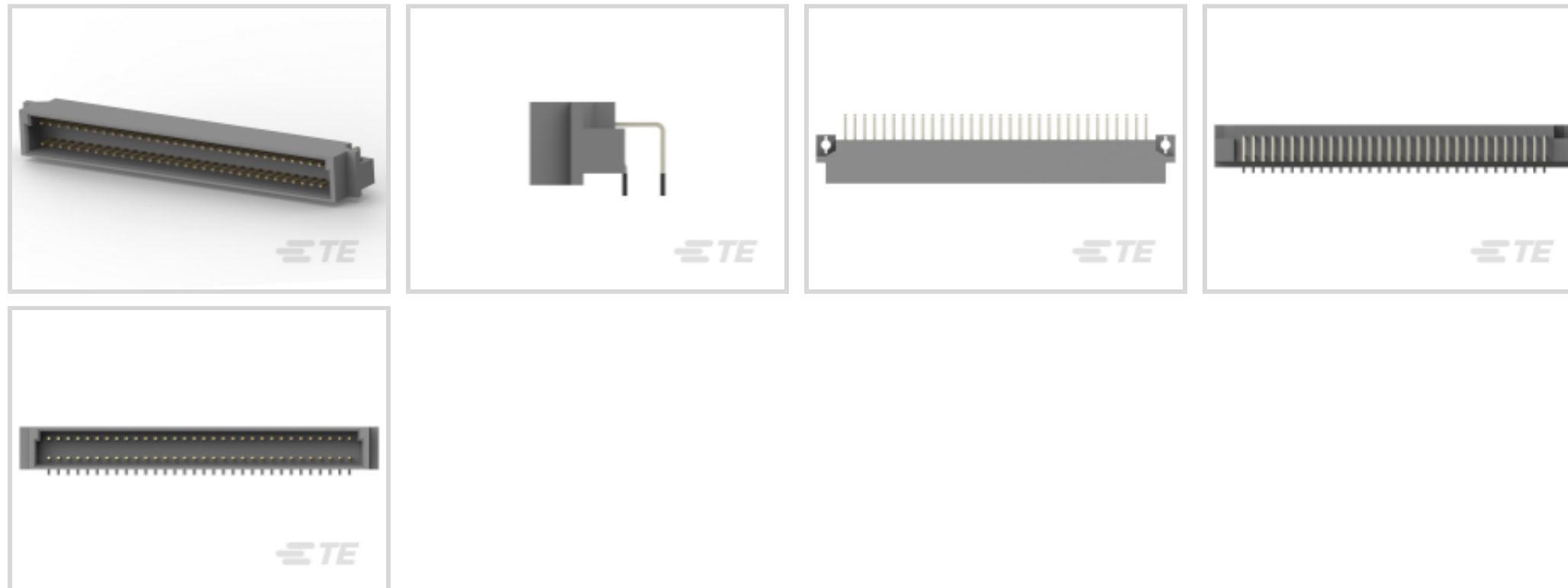




Connectors > PCB Connectors > Backplane Connectors > Eurocard Connectors



Connector & Housing Type: **Plug**

Connector System: **Board-to-Board**

Termination Post & Tail Length: **3 mm [.118 in]**

Number of Positions: **64**

Centerline (Pitch): **2.54 mm [.1 in]**

Features

Product Type Features

Connector & Housing Type	Plug
Connector System	Board-to-Board
Connector & Contact Terminates To	Printed Circuit Board
DIN Size	Standard
DIN Level	II

Configuration Features

Number of Positions	64
Number of Rows	3
PCB Mount Orientation	Right Angle
Number of Columns	32
Number of Signal Positions	64
Rows Loaded	A, C

Contact Features

Contact Type	Pin
Contact Base Material	Phosphor Bronze

Contact Current Rating (Max)	1.5 A
------------------------------	-------

Termination Features

Termination Method to PCB	Through Hole - Solder
---------------------------	-----------------------

Termination Post & Tail Length	3 mm[.118 in]
--------------------------------	---------------

Mechanical Attachment

Mating Alignment Type	Polarization
-----------------------	--------------

Mating Alignment	With
------------------	------

Panel Mount Feature	Without
---------------------	---------

PCB Mount Retention	With
---------------------	------

PCB Mount Retention Type	Mounting Hole
--------------------------	---------------

Connector Mounting Type	Board Mount
-------------------------	-------------

Housing Features

Housing Material	Polyester - GF
------------------	----------------

Centerline (Pitch)	2.54 mm[.1 in]
--------------------	----------------

Dimensions

Connector Height	18.08 mm
------------------	----------

PCB Thickness (Recommended)	1.6 mm[.063 in]
-----------------------------	-----------------

Row-to-Row Spacing	2.54 mm[.1 in]
--------------------	----------------

Usage Conditions

Operating Temperature Range	-55 – 105 °C[-67 – 221 °F]
-----------------------------	----------------------------

Operation/Application

Shielded	No
----------	----

Circuit Application	Signal
---------------------	--------

Industry Standards

UL Flammability Rating	UL 94V-0
------------------------	----------

Packaging Features

Packaging Method	Tray
------------------	------

Product Compliance

For compliance documentation, visit the product page on [TE.com](#)>

EU RoHS Directive 2011/65/EU	Compliant
------------------------------	-----------

EU ELV Directive 2000/53/EC	Compliant
-----------------------------	-----------

China RoHS 2 Directive MIIT Order No 32, 2016	No Restricted Materials Above Threshold
EU REACH Regulation (EC) No. 1907/2006	Current ECHA Candidate List: JUNE 2024 (241) Candidate List Declared Against: JUNE 2024 (241) Does not contain REACH SVHC
Halogen Content	Not Low Halogen - contains Br or Cl > 900 ppm.
Solder Process Capability	Wave solder capable to 240°C

Product Compliance Disclaimer

This information is provided based on reasonable inquiry of our suppliers and represents our current actual knowledge based on the information they provided. This information is subject to change. The part numbers that TE has identified as EU RoHS compliant have a maximum concentration of 0.1% by weight in homogenous materials for lead, hexavalent chromium, mercury, PBB, PBDE, DBP, BBP, DEHP, DIBP, and 0.01% for cadmium, or qualify for an exemption to these limits as defined in the Annexes of Directive 2011/65/EU (RoHS2). Finished electrical and electronic equipment products will be CE marked as required by Directive 2011/65/EU. Components may not be CE marked. Additionally, the part numbers that TE has identified as EU ELV compliant have a maximum concentration of 0.1% by weight in homogenous materials for lead, hexavalent chromium, and mercury, and 0.01% for cadmium, or qualify for an exemption to these limits as defined in the Annexes of Directive 2000/53/EC (ELV). Regarding the REACH Regulation, the information TE provides on SVHC in articles for this part number is based on the latest European Chemicals Agency (ECHA) 'Guidance on requirements for substances in articles' posted at this URL: <https://echa.europa.eu/guidance-documents/guidance-on-reach>

Compatible Parts



TE Part # 5650945-5
ASSY,PIN,EUROCARD,TYPE C,LEAD-



TE Part # 746603-4
64 EUROLATCH LEAD FREE



TE Part # 5650408-5
ASSEMBLY,RECEPTACLE,EURO,TYPE



TE Part # 5650933-5
ASSY,PIN,EUROCARD,TYPE R,LEAD-



TE Part # 5650408-4
ASSEMBLY,RECEPTACLE,EURO,TYPE



TE Part # 5650458-5
ASSEMBLY,RECEPTACLE,EURO,TYPE



TE Part # 5650951-5
ASSY,PIN,EUROCARD,TYPE C,LEAD-



TE Part # 5650870-5
ASSEMBLY,RECEPTACLE,EURO,TYPE



TE Part # 5535059-4
ASSY,RECEPTACLE,EURO,TYPE C,L-FREE,A&C,6



TE Part # 5650897-4
ASSY,RECEPT,EURO,TYPE R,L-FREE,A&C,64/96



TE Part # 5536356-5
ASSY,PIN,EUROCARD,"C",LEAD-FREE,A&C,64/9



TE Part # 5650934-5
ASSY,PIN,EUROCARD,TYPE R,LEAD-FREE,A&C,64/96



TE Part # 5650956-5
ASSEMBLY,RECEPTACLE,EURO,TYPE



TE Part # 650945-5
064 EURO TYPE C PIN ST ASSY



TE Part # 5650912-5
ASSY,PIN,EUROCARD,TYPE R,LEAD-FREE,A&C,6



TE Part # 5650983-5
ASSY,RECEPT,EURO,TYPE C,L-FREE,A&C,64/96



TE Part # 2-1393640-5
V42254B2102C963=PC612 FEDERLEI



TE Part # 3-1393641-5
V42254B2202C963=PC612 FEDERLEI



TE Part # 166811-5
64P.MT CONN.KIT ASS



TE Part # 1-1393640-0
V42254B2101C963=PC612 FEDERLEI

Customers Also Bought



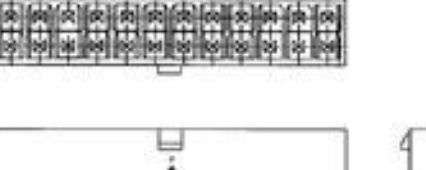
TE Part #1445390-3
PLUG,8-4,LG INS,STD KEY



TE Part #1-1879234-6
SMF5 2K2 5%



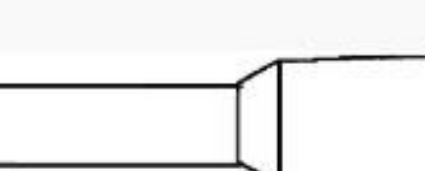
TE Part #52291
TERMINAL R PG 8 5/16



TE Part #1-1586037-0
10P VERT HDR VAL-U-LOK V2



TE Part #1879208-3
CPF 0402 12R 0.1% 25PPM 1K RL



TE Part #966144-3
FER,WIRE,DBL,PL SLV,.75/18,L10,GREY,LP



TE Part #1934225-1
Tin Man Recept Assy 4 Pair 16 Column



TE Part #3-2176327-7
CRGP 0805 10K 1%



Documents

Product Drawings

V42254B1200C963=PC612 MESSERLE

English

CAD Files

Customer View Model

[ENG_CVM_CVM_9-1393644-4_A.2d_dxf.zip](#)

English

3D PDF

3D

Customer View Model

[ENG_CVM_CVM_9-1393644-4_A.3d_igs.zip](#)

English

Customer View Model

[ENG_CVM_CVM_9-1393644-4_A.3d_stp.zip](#)

English

By downloading the CAD file I accept and agree to the [Terms and Conditions](#) of use.

Product Specifications

[Application Specification](#)

English