



Connectors > PCB Connectors > PCB Headers & Receptacles



Connector System: **Wire-to-Board**

Number of Positions: **2**

Centerline (Pitch): **4 mm [.157 in]**

Sealable: **Yes**

PCB Mount Orientation: **Vertical**

Features

Product Type Features

Mixed & Hybrid Header	No
PCB Connector Assembly Type	PCB Mount Header
Header Type	Fully Shrouded
Connector System	Wire-to-Board
Sealable	Yes
Connector & Contact Terminates To	Printed Circuit Board

Configuration Features

Number of Positions	2
PCB Mount Orientation	Vertical
Number of Rows	1

Body Features

Primary Product Color	Black
Connector & Keying Code	A

Contact Features

--	--



Contact Type	Pin
Mating Pin Diameter	1 mm[.039 in]
Contact Mating Area Plating Material	Gold (Au)
Contact Current Rating (Max)	7.5 A

Termination Features

Termination Method to PCB	Through Hole - Solder
---------------------------	-----------------------

Mechanical Attachment

Mating Alignment	With
PCB Mount Alignment	With
PCB Mount Retention	With
Connector Mounting Type	Board Mount

Housing Features

Centerline (Pitch)	4 mm[.157 in]
--------------------	---------------

Usage Conditions

Operating Temperature (Max)	125 °C[257 °F]
Operating Temperature Range	-40 – 125 °C[-40 – 257 °F]

Operation/Application

Circuit Application	High Speed Data
---------------------	-----------------

Packaging Features

Packaging Quantity	1
Packaging Method	Tray

Product Compliance

For compliance documentation, visit the product page on [TE.com](#)>

EU RoHS Directive 2011/65/EU	Compliant with Exemptions
EU ELV Directive 2000/53/EC	Compliant with Exemptions
China RoHS 2 Directive MIIT Order No 32, 2016	Restricted Materials Above Threshold
EU REACH Regulation (EC) No. 1907/2006	Current ECHA Candidate List: JUNE 2024 (241) Candidate List Declared Against: JAN 2024 (240) SVHC > Threshold: Pb (4% in Component Part) Article Safe Usage Statements: Do not eat, drink or smoke when using this product. Wash thoroughly after handling. Recycle if possible and dispose of the article by following all applicable governmental regulations relevant to your geographic location.















Halogen Content	Not Low Halogen - contains Br or Cl > 900 ppm.
Solder Process Capability	Not reviewed for solder process capability

Product Compliance Disclaimer

This information is provided based on reasonable inquiry of our suppliers and represents our current actual knowledge based on the information they provided. This information is subject to change. The part numbers that TE has identified as EU RoHS compliant have a maximum concentration of 0.1% by weight in homogenous materials for lead, hexavalent chromium, mercury, PBB, PBDE, DBP, BBP, DEHP, DIBP, and 0.01% for cadmium, or qualify for an exemption to these limits as defined in the Annexes of Directive 2011/65/EU (RoHS2). Finished electrical and electronic equipment products will be CE marked as required by Directive 2011/65/EU. Components may not be CE marked. Additionally, the part numbers that TE has identified as EU ELV compliant have a maximum concentration of 0.1% by weight in homogenous materials for lead, hexavalent chromium, and mercury, and 0.01% for cadmium, or qualify for an exemption to these limits as defined in the Annexes of Directive 2000/53/EC (ELV). Regarding the REACH Regulation, the information TE provides on SVHC in articles for this part number is based on the latest European Chemicals Agency (ECHA) 'Guidance on requirements for substances in articles' posted at this URL: <https://echa.europa.eu/guidance-documents/guidance-on-reach>

Compatible Parts

 <p>TE Part # 2384003-1 BLIND CONNECTOR, REC HSG ASSY, DATA DT</p>	 <p>TE Part # 2382948-1 HDP, CABLE ASSY, FEMALE TO FEMALE 0.5M</p>	 <p>TE Part # 2382948-2 DTHS, CABLE ASSY, FEMALE TO FEMALE, 1M</p>	 <p>TE Part # 2382948-3 DTHS, CABLE ASSY, FEMALE TO FEMALE, 1.5M</p>
 <p>TE Part # 2382948-4 DTHS, CABLE ASSY, FEMALE TO FEMALE, 3M</p>	 <p>TE Part # 2382948-5 DTHS, CABLE ASSY, FEMALE TO FEMALE, 5M</p>	 <p>TE Part # 2382948-6 DTHS, CABLE ASSY, FEMALE TO FEMALE, 7.5M</p>	 <p>TE Part # 2382948-7 DTHS, CABLE ASSY, FEMALE TO FEMALE, 10M</p>
 <p>TE Part # 2382948-8 DTHS, CABLE ASSY, FEMALE TO FEMALE, 28M</p>	 <p>TE Part # 2382949-1 HDP, CABLE ASSY, FEMALE TO MALE 0.5M</p>	 <p>TE Part # 2382949-2 DTHS, CABLE ASSY, FEMALE TO MALE, 1M</p>	 <p>TE Part # 2382949-3 DTHS, CABLE ASSY, FEMALE TO MALE, 1.5M</p>



TE Part # 2382949-4
DTHS, CABLE ASSY, FEMALE TO MALE, 3M

TE Part # 2382949-5
DTHS, CABLE ASSY, FEMALE TO MALE, 5M

TE Part # 2382949-6
DTHS, CABLE ASSY, FEMALE TO MALE, 7.5M

TE Part # 2382949-7
DTHS, CABLE ASSY, FEMALE TO MALE, 10M

TE Part # 9-2367337-1
2POS,CSS SIZE 20,SOC OUTER HSG ASSY,SLD

TE Part # 9-2367359-2
2POS,PIN CSS SIZE 20,HDR ASSY, 180DEG

TE Part # 9-2367359-3
2POS,PIN CSS SIZE 20,HDR ASSY, 180DEG

TE Part # 9-2367359-4
2POS,PIN CSS SIZE 20,HDR ASSY, 180DEG

Also in the Series | DEUTSCH DT Highspeed

Automotive Connector EMC Shielding (5)

Automotive Housings(2)

Connector Backshells(2)

Connector Seals & Cavity Plugs(2)

Data Connectivity Housings(1)

Infotainment & Multimedia Cable Assemblies(15)

Other Automotive Connector Accessories(6)

PCB Headers & Receptacles(3)

Customers Also Bought

TE Part #T4130512041-000
M12,REAR MOUNT,MALE,D,4P, SOLDER WIRE

TE Part #T4061410004-004
M8 CABLE RA FEMALE 3M 4POS PVC CABLE

TE Part #1625861-3
RH73 2A 1G 30% 500PPM 1K RL

TE Part #1924346-1
Shield Assy, 52P Generation Y, LAC, AE



TE Part #927835-1
SPT REC 6.3 Contact SWS Sn

TE Part #1924346-3
Shield Assy, 52P Generation Y, LAC, BF

TE Part #2304168-9
4P MATE-AX, HDR ASSY,90 DEG,COD Z

TE Part #2356408-1
4P,COAX,HDR ASSY,180DEG,COD A, SHORT

TE Part #2168321-5
TERMINAL, SERVOMOTOR W/OCT, 50 V DC

TE Part #2441160-2
CSP-5T MACHINE

Documents

Product Drawings

2POS,PIN CSS SIZE 20,HDR ASSY,180DEG

English

CAD Files

3D PDF

3D

Customer View Model

ENG_CVM_CVM_9-2367359-1_C1.2d_dxf.zip

English

Customer View Model

ENG_CVM_CVM_9-2367359-1_C1.3d_igs.zip

English

Customer View Model

ENG_CVM_CVM_9-2367359-1_C1.3d_stp.zip

English

By downloading the CAD file I accept and agree to the [Terms and Conditions](#) of use.

Product Specifications

Application Specification

English