



Pushing Performance
Since 1945



PEOPLE. POWER. PARTNERSHIP.

HARTING

Ethernet Portfolio Guide


Introduction	4
RJ Industrial® RJ45 connectors	5
RJ Industrial® RJ45 jacks	6
RJ Industrial® couplers	6
RJ Industrial® coupler housing	7
DualBoot® RJ45 system cables	7
DualBoot® RJ45 PushPull system cables	8
DualBoot® RJ45 - Characteristics and advantages	8
VarioBoot® RJ45 system cables	9
Accessories - Mounting of RJ45 Keystone inserts and couplers	10
ix Industrial® connectors	11
ix Industrial® Ethernet system cables	12
preLink®	13
preLink® - Characteristics and advantages	13
har-port panel feed throughs	14
HIFF inserts (HARTING Industrial Form Factor)	15
T1 Industrial - SPE connectors and system cables (Single Pair Ethernet)	16
T1 M12 / T1 Industrial connectors - Characteristics and advantages	16
M12 Circular connectors	18
M12 connector - Characteristics and advantages	19
M12 D-coded system cables	20
M8 D-coded system cables	21
M8 Circular connectors	22
M8 connector - Characteristics and advantages	22

PushPull (V4) RJ45 Ethernet system cables _____	22
PushPull connector - Characteristics and advantages _____	23
HARTING RJ Industrial® Han® 3 A RJ45 _____	24
Han® 3 A connector - Characteristics and advantages _____	25
Han-Modular® _____	26
Han-Modular® - Characteristics and advantages _____	27
Han® Gigabit - Characteristics and advantages _____	27
Han® 1A _____	28
Han® 1A - Characteristics and advantages _____	29
Ethernet switches _____	30
eCon Ethernet switches - Characteristics and advantages _____	31
Industrial Ethernet cables _____	32
Contact assignments _____	34
Ethernet transmission categories sorted by connectors _____	34
Crimping tool - Characteristics and advantages _____	35
Tools _____	35

Introduction

Ethernet is becoming the universal communication protocol in more and more fields. So the vision of a uniform protocol standard for communication from the cloud as far as each sensor is taking shape - and IIoT is increasingly becoming a reality. However, industrial transformation with Ethernet cannot be done without suitable infrastructure.

This guide gives you a clear view of the huge range of HARTING products on the large market of Ethernet connectivity.





DIGITALISATION IN INDUSTRIAL AUTOMATION IS ADVANCING WITH GREAT STRIDES.

RJ Industrial® RJ45 connectors

 		<p>RJ Industrial® connector straight</p> <ul style="list-style-type: none"> ■ 4 IDC contacts, can be assembled in the field without tools ■ Conductors AWG 27-22, solid/stranded ■ Transmission rate: 10/100 Mbit/s 	09 45 151 1120
 		<p>RJ Industrial® connector, angled 45° (4 possible directions)</p> <ul style="list-style-type: none"> ■ 4 IDC contacts, can be assembled in the field without tools ■ Conductors AWG 27-22, solid/stranded ■ Transmission rate: 10/100 Mbit/s 	09 45 151 1121
 		<p>RJ Industrial® connector EtherRail® straight</p> <ul style="list-style-type: none"> ■ 4 IDC contacts, can be assembled in the field without tools ■ Conductors AWG 27-22, solid/stranded ■ Transmission rate: 10/100 Mbit/s 	09 45 151 1122
 		<p>RJ Industrial® connector straight</p> <ul style="list-style-type: none"> ■ 8 IDC contacts, can be assembled in the field without tools ■ Conductors AWG 27-22, solid/stranded ■ Transmission rate: 10/100 Mbit/s and 1/10 Gbit/s 	09 45 151 1560
 		<p>RJ Industrial® connector, angled 45° (4 possible directions)</p> <ul style="list-style-type: none"> ■ 8 IDC contacts, can be assembled in the field without tools ■ Conductors AWG 27-22, solid/stranded ■ Transmission rate: 10/100 Mbit/s and 1/10 Gbit/s 	09 45 151 1561
 		<p>RJ Industrial® connector Multi-Featured</p> <ul style="list-style-type: none"> ■ 4 IDC contacts, can be assembled in the field without tools ■ Conductors AWG 26-22, solid/stranded ■ Transmission rate: 10/100 Mbit/s ■ Integrated blades cut the wire cores to the correct length 	09 45 151 1140
 		<p>RJ Industrial® connector Multi-Featured angled 90° (4 possible directions)</p> <ul style="list-style-type: none"> ■ 4 IDC contacts, can be assembled in the field without tools ■ Conductors AWG 26-22, solid/stranded ■ Transmission rate: 10/100 Mbit/s ■ Integrated blades cut the wire cores to the correct length 	09 45 151 1141
 		<p>RJ Industrial® connector Multi-Featured angled 35° (4 possible directions)</p> <ul style="list-style-type: none"> ■ 4 IDC contacts, can be assembled in the field without tools ■ Conductors AWG 26-22, solid/stranded ■ Transmission rate: 10/100 Mbit/s ■ Integrated blades cut the wire cores to the correct length 	09 45 151 1142
 		<p>RJ Industrial® connector Multi-Featured</p> <ul style="list-style-type: none"> ■ 8 IDC contacts, can be assembled in the field without tools ■ Conductors AWG 26-22, solid/stranded ■ Transmission rate: 10/100 Mbit/s and 1/10 Gbit/s ■ Integrated blades cut the wire cores to the correct length 	09 45 151 1570
 		<p>RJ Industrial® connector Multi-Featured angled 90° (4 possible directions)</p> <ul style="list-style-type: none"> ■ 8 IDC contacts, can be assembled in the field without tools ■ Conductors AWG 26-22, solid/stranded ■ Transmission rate: 10/100 Mbit/s and 1/10 Gbit/s ■ Integrated blades cut the wire cores to the correct length 	09 45 151 1571
 		<p>RJ Industrial® connector Multi-Featured angled 35° (4 possible directions)</p> <ul style="list-style-type: none"> ■ 8 IDC contacts, can be assembled in the field without tools ■ Conductors AWG 26-22, solid/stranded ■ Transmission rate: 10/100 Mbit/s and 1/10 Gbit/s ■ Integrated blades cut the wire cores to the correct length 	09 45 151 1572


RJ Industrial® RJ45 jacks

<p>CAT. 6_A</p>		<p>RJ Industrial® jacks</p> <ul style="list-style-type: none"> ■ HIFF format ■ 8 IDC contacts, can be assembled in the field without tools ■ Shielded ■ Transmission rate: 10/100 Mbit/s and 1/10 Gbit/s 	<p>Conductors AWG 28-24, solid/stranded</p>	<p>09 45 545 156 1</p>	
				<p>Conductors AWG 24-22, solid/stranded</p>	<p>09 45 545 156 2</p>
<p>CAT. 6_A</p>		<p>RJ Industrial® jacks</p> <ul style="list-style-type: none"> ■ Keystone format ■ 8 IDC contacts, can be assembled in the field without tools ■ Shielded ■ Transmission rate: 10/100 Mbit/s and 1/10 Gbit/s 	<p>Conductors AWG 28-24, solid/stranded</p>	<p>09 45 545 156 3</p>	
				<p>Conductors AWG 24-22, solid/stranded</p>	<p>09 45 545 156 4</p>

RJ Industrial® couplers

<p>CAT. 6</p>		<p>RJ Industrial® coupler RJ45</p> <ul style="list-style-type: none"> ■ HIFF format ■ Shielded ■ Transmission rate: 10/100 Mbit/s and 1/10 Gbit/s 	<p>09 45 545 156 0</p>	
<p>CAT. 6</p>		<p>RJ Industrial® coupler RJ45</p> <ul style="list-style-type: none"> ■ Keystone format ■ Shielded ■ Transmission rate: 10/100 Mbit/s and 1/10 Gbit/s 	<p>09 45 545 156 8</p>	
<p>CAT. 6_A</p>		<p>HARTING RJ Industrial® 10G extender</p> <ul style="list-style-type: none"> ■ 8 IDC contacts, can be assembled in the field without tools ■ Conductors AWG 24-22, solid/stranded ■ Shielded ■ Transmission rate: 10/100 Mbit/s and 1/10 Gbit/s 	<p>09 45 545 156 9</p>	
<p>IP65 IP67</p>		<p>RJ Industrial® RJ45 coupler housing</p> <ul style="list-style-type: none"> ■ Polyamide (PA) ■ Compatible with 09 45 545 156 9 ■ Degree of protection IP65/IP67 	<p>09 45 805 000 0</p>	

RJ Industrial® coupler housing




RJ Industrial® RJ45 coupler housing

- Degree of protection IP65 / IP67
- Polyamide (PA)
- 360° shielded insert

09 45 805 1560

PoE+ IP65 IP67 CAT. 6A

DualBoot® RJ45 system cables




DualBoot® RJ45 Ethernet system cables

- FRNC cable - S/FTP
- Halogen free, RoHS

Grey	09 48 868 6569 xxx
Red	09 48 868 6570xxx
Yellow	09 48 868 6571xxx
Green	09 48 868 6572xxx
Blue	09 48 868 6573xxx

CAT. 5 CAT. 5e




DualBoot® RJ45 Ethernet system cables

- FRNC cable - S/FTP
- Halogen free, RoHS

White	09 48 878 7584xxx
Grey	09 48 878 7585xxx
Red	09 48 878 7586xxx
Yellow	09 48 878 7587xxx
Green	09 48 878 7588xxx
Blue	09 48 878 7589xxx
Black	09 48 878 7590xxx

CAT. 6A



DualBoot® RJ45 Ethernet system cables

- PUR cable - S/FTP
- Halogen free, RoHS
- UN ECE-R118
- UL listed

Grey	09 48 474 7743xxx
Green	09 48 474 7744xxx
Yellow	09 48 474 7756xxx

+80 -40








UL LISTED CAT. 6A










xxx = Length of cable

005 = 0.5 m	010 = 1.0 m	015 = 1.5 m	020 = 2.0 m	030 = 3.0 m	050 = 5.0 m	075 = 7.5 m	100 = 10 m	150 = 15 m	200 = 20 m
-------------	-------------	-------------	-------------	-------------	-------------	-------------	------------	------------	------------

Other lengths available on request (in 10 cm steps)

DualBoot® RJ45 PushPull system cables

	DualBoot® RJ45 PushPull Ethernet system cables		<div style="border: 1px solid black; padding: 2px; display: inline-block;"> CAT. 5 CAT. 5e </div>	
	<ul style="list-style-type: none"> ■ FRNC cable - S/FTP ■ Halogen free, RoHS 			
	Grey			09 48 898 9595xxx
	Red			09 48 898 9596xxx
	Yellow			09 48 898 9597xxx
	Green			09 48 898 9594xxx
Blue		09 48 898 9598xxx		
Orange		09 48 898 9593xxx		

 <p>■ Pull: pull on the housing or bend protection mechanism to unplug the connector.</p>	DualBoot® RJ45 PushPull Ethernet system cables		<div style="border: 1px solid black; padding: 2px; display: inline-block;"> CAT. 6_A </div>	
	<ul style="list-style-type: none"> ■ FRNC cable - S/FTP ■ Halogen free, RoHS 			
	White			09 48 888 8574xxx
	Black			09 48 888 8575xxx
	Grey			09 48 888 8576xxx
	Red			09 48 888 8577xxx
	Yellow			09 48 888 8578xxx
	Green			09 48 888 8579xxx
	Blue			09 48 888 8580xxx
Orange		09 48 888 8592xxx		

xxx = Length of cable

005 = 0.5 m	010 = 1.0 m	015 = 1.5 m	020 = 2.0 m	030 = 3.0 m	050 = 5.0 m	075 = 7.5 m	100 = 10 m	150 = 15 m	200 = 20 m
-------------	-------------	-------------	-------------	-------------	-------------	-------------	------------	------------	------------

Other lengths available on request (in 10 cm steps)

DualBoot® RJ45 - Characteristics and advantages




















The DualBoot® RJ45 is an overmoulded RJ45 that is specially customise for industrial requirements.



- Connector shielded 360°
- Compact
- Excellent resistance to vibrations and shocks
- Cables tested 100%



VarioBoot® RJ45 system cables

	Connector 1	Connector 2			
	VarioBoot® RJ45 UaD ¹	DualBoot® RJ45	Yellow		09 48 844 7745xxx
	VarioBoot® RJ45 UaD ¹	VarioBoot® RJ45 UaD ¹	Yellow		09 48 848 4745xxx
	VarioBoot® RJ45 UaD ¹	VarioBoot® RJ45 LaR ²	Yellow		09 48 848 5745xxx
	VarioBoot® RJ45 LaR ²	DualBoot® RJ45	Yellow		09 48 854 7745xxx
	VarioBoot® RJ45 LaR ²	VarioBoot® RJ45 LaR ²	Yellow		09 48 858 5745xxx
VarioBoot® RJ45 LaR ²	RJ45 insert HIFF	Yellow		09 48 841 1745 xxx	
PUR cable S/FTP					
	FRNC cable - S/FTP				
	Connector 1	Connector 2			
	VarioBoot® RJ45 LaR ²	DualBoot® RJ45	Grey		09 48 858 7585xxx
	VarioBoot® RJ45 LaR ²	DualBoot® RJ45	Red		09 48 858 7586xxx
	VarioBoot® RJ45 LaR ²	DualBoot® RJ45	Yellow		09 48 858 7587xxx
	VarioBoot® RJ45 LaR ²	DualBoot® RJ45	Green		09 48 858 7588xxx
	VarioBoot® RJ45 LaR ²	DualBoot® RJ45	Blue		09 48 858 7589xxx
	FRNC cable - S/FTP				
	Connector 1	Connector 2			
	VarioBoot® RJ45 LaR ²	VarioBoot® RJ45 LaR ²	Grey		09 48 858 5585xxx
	VarioBoot® RJ45 LaR ²	VarioBoot® RJ45 LaR ²	Red		09 48 858 5586xxx
VarioBoot® RJ45 LaR ²	VarioBoot® RJ45 LaR ²	Yellow		09 48 858 5587xxx	
VarioBoot® RJ45 LaR ²	VarioBoot® RJ45 LaR ²	Green		09 48 858 5588xxx	
VarioBoot® RJ45 LaR ²	VarioBoot® RJ45 LaR ²	Blue		09 48 858 5589xxx	

xxx = Length of cable








005 = 0.5 m	010 = 1.0 m	015 = 1.5 m	020 = 2.0 m	030 = 3.0 m	050 = 5.0 m	075 = 7.5 m	100 = 10 m	150 = 15 m	200 = 20 m
-------------	-------------	-------------	-------------	-------------	-------------	-------------	------------	------------	------------

Other lengths available on request (in 10 cm steps)

1 = UaD: Up and Down

2 = LaR: Left and Right

Accessories - Mounting of RJ45 Keystone inserts and couplers

		<p>Bracket for mounting on DIN rail</p> <ul style="list-style-type: none"> ■ For RJ45 connectors in Keystone format ■ With ground connection 	09 45 851 0000
Set of 2 protective covers		09 45 851 0001	
		<p>Bracket for mounting on DIN rail</p> <ul style="list-style-type: none"> ■ For RJ45 connectors in Keystone format ■ With ground connection 	09 45 851 0002
Protection cover		09 45 851 0003	
		<p>19" panel, 24 RJ45 ports</p> <ul style="list-style-type: none"> ■ Compatible with RJ45 inserts and couplers in Keystone format 	20 82 400 0002
		<p>Distribution box IP44</p> <ul style="list-style-type: none"> ■ For 2 RJ45 connectors in Keystone format 	09 45 851 0015
		<p>Earthing cable</p> <ul style="list-style-type: none"> ■ Ensures the PE connection for RJ45 inserts 	09 45 500 0002

ix Industrial® connectors

	<p>ix Industrial® connector Type A</p> <ul style="list-style-type: none"> ■ 8 conductors + 2 GND ■ 70% more compact than RJ45 ■ Stronger with its metal locking lugs ■ ≥ 5000 mating cycles ■ Shielded 360° 	
Soldered contact pins AWG 28-22		09 45 181 2560 XL
IDC contacts, AWG 28-26		09 45 181 2561 XL
IDC contacts, AWG 24		09 45 181 2562 XL
IDC contacts, AWG 22		09 45 181 2563 XL
	<p>ix Industrial® connectors according to type A, 90° angled</p> <ul style="list-style-type: none"> ■ 8 conductors + 2 GND ■ ≥ 5000 mating cycles ■ Shielded 360° <p>Angled down version:</p>	
Soldered contact pins AWG 28-22		09 45 181 2580 XL
IDC contacts, AWG 28-26		09 45 181 2581 XL
IDC contacts, AWG 24		09 45 181 2582 XL
IDC contacts, AWG 22		09 45 181 2583 XL
Angled up version:		
Soldered contact pins AWG 28-22		09 45 181 2585 XL
IDC contacts, AWG 28-26		09 45 181 2586 XL
IDC contacts, AWG 24		09 45 181 2587 XL
IDC contacts, AWG 22		09 45 181 2588 XL
	<p>ix Industrial® connector Type A</p> <ul style="list-style-type: none"> ■ 90° angled, PCB socket, SMD data contacts + THR shield contacts 	09 45 281 2560
	<p>ix Industrial® connector Type A</p> <ul style="list-style-type: none"> ■ Flat mounting, PCB socket, SMD data contacts + THR shield contacts 	09 45 281 2561
	<p>ix Industrial® straight connector, type A</p> <ul style="list-style-type: none"> ■ Straight, PCB socket, SMD data contacts + THR shield contacts 	09 45 281 2562
	<p>ix Industrial® tool</p> <ul style="list-style-type: none"> ■ Needed to assemble the cable connector ■ With ratchet mechanism 	09 45 800 0181


ix Industrial® Ethernet system cables



ix Industrial® Ethernet system cables
 ■ PVC cable - S/FTP yellow
 ■ Use with Ethernet switch
 eCon 2000 Advanced ix Industrial®

CAT. 6A

Connector 1	Connector 2			
ix Industrial®	ix Industrial®	Yellow		33 48 060 6830xxx
ix Industrial®	RJ45 Gigalink Compact	Yellow		33 48 065 3830xxx



ix Industrial® Ethernet system cables
 ■ FRNC cable - S/FTP
 ■ Halogen free, RoHS

Connector 1	Connector 2			
ix Industrial®	ix Industrial®	Blue		33 48 010 1822xxx
ix Industrial®	ix Industrial®	White		33 48 010 1823xxx
ix Industrial®	ix Industrial®	Grey		33 48 010 1824xxx
ix Industrial®	ix Industrial®	Red		33 48 010 1825xxx
ix Industrial®	ix Industrial®	Yellow		33 48 010 1826xxx
ix Industrial®	ix Industrial®	Green		33 48 010 1827xxx
ix Industrial®	ix Industrial®	Black		33 48 010 1828xxx
ix Industrial®	ix Industrial®	Orange		33 48 010 1829xxx








Connector 1	Connector 2			
ix Industrial®	DualBoot® RJ45	Blue		33 48 014 7822xxx
ix Industrial®	DualBoot® RJ45	White		33 48 014 7823xxx
ix Industrial®	DualBoot® RJ45	Grey		33 48 014 7824xxx
ix Industrial®	DualBoot® RJ45	Red		33 48 014 7825xxx
ix Industrial®	DualBoot® RJ45	Yellow		33 48 014 7826xxx
ix Industrial®	DualBoot® RJ45	Green		33 48 014 7827xxx
ix Industrial®	DualBoot® RJ45	Black		33 48 014 7828xxx
ix Industrial®	DualBoot® RJ45	Orange		33 48 014 7829xxx

xxx = Length of cable

005 = 0.5 m	010 = 1.0 m	020 = 2.0 m	030 = 3.0 m	050 = 5.0 m	075 = 7.5 m	100 = 10 m
-------------	-------------	-------------	-------------	-------------	-------------	------------

Other lengths available on request (in 10 cm steps)

preLink®

		Connection of preLink® cables		CAT. 6_A	
Cable 4 or 8 wires AWG 22-24	Yellow		20 82 000 0001		
Cable 4 or 8 wires AWG 26-27	White		20 82 000 0003		
		RJ45 preLink® connector		CAT. 6_A	
		Straight	20 82 101 0020		
		90° angled (with 4 directions)	20 82 101 0021		
		35° angled (with 4 directions)	20 82 101 0022		
		RJ45 preLink® jacks in Keystone format		CAT. 6_A	
		Straight version	20 82 500 0001		
		Angled 90° version	20 82 500 0002		
		RJ45 preLink® jack in HIFF format		20 82 000 0002	
		preLink® extender		20 82 101 0001	
		RJ Industrial® waterproof coupler housing		09 45 805 0000	
		<ul style="list-style-type: none"> ■ Polyamide (PA) ■ IP65/IP67 			
		preLink® tool		20 82 000 9901	
		<ul style="list-style-type: none"> ■ Simultaneously cuts and connects all IDC contacts ■ Ratchet mechanism 			
		preLink® system cables			
		■ PUR cable - S/FTP			
		Connector 1	Connector 2		
		preLink®	preLink®	Yellow	20 82 600 2xxx
		DualBoot® RJ45	preLink®	Yellow	20 82 601 1xxx

xxx = Length of cable

005 = 0.5 m	010 = 1.0 m	015 = 1.5 m	020 = 2.0 m	030 = 3.0 m	050 = 5.0 m	075 = 7.5 m	100 = 10 m	150 = 15 m	200 = 20 m
-------------	-------------	-------------	-------------	-------------	-------------	-------------	------------	------------	------------

Other lengths available on request (in 10 cm steps)

preLink® - Characteristics and advantages



preLink® is a cabling strategy that provides flexibility, reliability and ease of use for Ethernet networks. The termination system creates a detachable connection between the cable and connector.



har-port panel feed-throughs

			har-port RJ45 coupler ■ Shielded 360°	CAT. 6	
			Silver	09 45 452 1560	
			Black	09 45 452 1561	
			White	09 45 452 1562	
			har-port USB 2.0 A-A coupler		
			Silver	09 45 452 1901	
			Black	09 45 452 1903	
			White	09 45 452 1918	
			har-port USB 3.0 A-A coupler		
			Silver	09 45 452 1902	
			Black	09 45 452 1904	
			White	09 45 452 1919	
			har-port USB 3.0 A-A black		
			0.5 m	09 45 452 1970	
			1.0 m	09 45 452 1971	
			1.5 m	09 45 452 1972	
			2.0 m	09 45 452 1973	
			3.0 m	09 45 452 1974	
			har-port USB 3.0 A-A silver		
			0.5 m	09 45 452 1930	
			1.0 m	09 45 452 1931	
			1.5 m	09 45 452 1932	
			2.0 m	09 45 452 1933	
			3.0 m	09 45 452 1934	
				har-port HIFF ■ Compatible with inserts with HIFF format (RJ45 connectors, RJ45 coupler, USB coupler)	
				Silver	09 45 452 0000
				Black	09 45 452 0001
				White	09 45 452 0003
				Stainless steel	09 45 452 0002
			Protection cover IP65/IP67		
			Black rubber	09 45 502 0000	
			transparent plastic	09 45 502 0005	
			Plastic, black	09 45 502 0008	
			Label holder	09 45 502 0002	
			Label	09 45 502 0003	
			Blind cover	09 45 502 0004	
			Aluminum protection cover ■ IP65/IP67/IPx9k ■ Type: Screw connection	09 45 502 0006	
			IP69K		

HIFF inserts (HARTING Industrial form factor)

	USB 2.0 type A coupler in HIFF format	09 45 545 1901
	USB 3.0 type A coupler in HIFF format	09 45 545 1902
	USB 2.0 type A coupler in HIFF format, pre-assembled	
	0.15 m	09 45 545 1927
	0.4 m	09 45 545 1928
	0.5 m	09 45 545 1920
	1.0 m	09 45 545 1921
	1.5 m	09 45 545 1922
	2.0 m	09 45 545 1923
	3.0 m	09 45 545 1924
4.0 m	09 45 545 1926	
5.0 m	09 45 545 1925	
	USB 3.0 type A coupler in HIFF format, pre-assembled	
	0.25 m	09 45 545 1936
	0.5 m	09 45 545 1930
	1.0 m	09 45 545 1931
	1.5 m	09 45 545 1932
	2.0 m	09 45 545 1933
	3.0 m	09 45 545 1934
5.0 m	09 45 545 1935	
 <div style="border: 1px solid black; border-radius: 50%; padding: 2px; display: inline-block; margin-top: 10px;"> CAT. 6_A </div>	RJ45 HIFF insert, pre-assembled with DualBoot® RJ45 system cable	
	0.15 m	09 45 545 1500
	0.2 m	09 45 545 1501
	0.3 m	09 45 545 1502
	0.4 m	09 45 545 1503
	0.5 m	09 45 545 1504
	1.0 m	09 45 545 1509
RJ45 HIFF insert, pre-assembled with VarioBoot® RJ45 system cable	09 48 841 1745xxx	

xxx = Length of cable

005 = 0.5 m	010 = 1.0 m	015 = 1.5 m	020 = 2.0 m	030 = 3.0 m	050 = 5.0 m	075 = 7.5 m	100 = 10 m	150 = 15 m	200 = 20 m
-------------	-------------	-------------	-------------	-------------	-------------	-------------	------------	------------	------------

Other lengths available on request (in 10 cm steps)

T1 Industrial - SPE connectors and system cables (Single Pair Ethernet)



	T1 Industrial connector	09 45 181 2810 XL
	<ul style="list-style-type: none"> ■ Single Pair Ethernet ■ 2 crimp contacts ■ Shielded 360° 	
	Crimp contacts AWG 28-26	09 45 500 2810
	Crimp contacts AWG 24-22	09 45 500 2812
	T1 Industrial PCB jack Flat mounting, soldered contact pins on PCB	09 45 281 2810
	Crimping tool	
	T1 Industrial hand crimping tool AWG 28-26	09 45 800 2810
	T1 Industrial hand crimping tool AWG 24-22	09 45 800 2811
	T1 SPE system cable	
	<ul style="list-style-type: none"> ■ SPE cable, PUR - S/FTP ■ Overmoulded T1 SPE IP20 cable assemblies ■ 10/100 Mbit/s - 1/10 Gbit/s 	
	2 x AWG 26/7	33 28 020 2001xxx
	2 x AWG 22/7	33 28 020 2002xxx

xxx = Length of cable

005 = 0.5 m	010 = 1.0 m	015 = 1.5 m	020 = 2.0 m	030 = 3.0 m	050 = 5.0 m	075 = 7.5 m	100 = 10 m	150 = 15 m	200 = 20 m
-------------	-------------	-------------	-------------	-------------	-------------	-------------	------------	------------	------------

Other lengths available on request (in 10 cm steps)

T1 M12 / T1 Industrial connector - Characteristics and advantages

Single Pair Ethernet (SPE) is a new TCP/IP transmission standard for one twisted pair. Transmission standards prepared by IEEE 802.3 have already been published.

IEEE 802.3cg	10BASE-T1 - 10 Mbit/s - 20 MHz	25.0 m non-shielded / 1000 m shielded
IEEE 802.3bw	100BASE-T1: 100 Mbit/s - 166 MHz	15.0 m non-shielded / 40.0 m shielded
IEEE 802.3bp	1000BASE-T1: 1 Gbit/s - 600 MHz	15.0 m non-shielded / 40.0 m shielded
IEEE 802.3ch	2.5/5/10 GBASE-T1 - 2.5/5/10 Gbit/s - 4 GHz	15.0 m shielded
IEEE 802.3bu	Power over Data Line (PoDL)	12 V / 24 V / 48 V / 5.0 ... 50.0 W


Capable of being used over distances up to 1 km, SPE has all the features to replace old field buses or analog networks as current loops 4...20 mA. It is also a good support for connecting actuators and sensors with Ethernet-based automation networks.

An SPE cable has many advantages:

- Thinner lighter cable
- Better performance to industrial requirements, especially in cyclic translation on a drag chain or in torsion (robotic).
- Less expensive cable (cheaper than Ethernet cable with 4 or 8 cores)
- Simpler cabling

As an IEC 63171-6 certified connector, the T1 Industrial is suitable for use in harsh industrial environments.

- Data rate: 10/100 Mbit/s, 1/10 Gbit/s
- Bandwidth: 4 GHz
- ≥ 1000 mating cycles
- Designed for industrial environments M₃I₃C₃E₃



T1 M12 Circular connectors



T1 Industrial coding (2 wires)	Cable side			T1 Industrial M12 slim design connectors <ul style="list-style-type: none"> 2 crimp contacts Conductors AWG 28-22 10/100 Mbit/s - 1/10 Gbit/s 	21 03 839 1205
				Crimp contacts AWG 28-26	09 45 500 2810
				Crimp contacts AWG 24-22	09 45 500 2812
	Connectors			T1 Industrial M12 connector, straight 12.5 mm <ul style="list-style-type: none"> THR soldering Shielded Straight, soldered contact pins on PCB 10/100 Mbit/s - 1/10 Gbit/s 	21 03 339 2202
				T1 Industrial M12 connector, straight 8 mm <ul style="list-style-type: none"> THR soldering Shielded Straight, soldered contact pins on PCB 10/100 Mbit/s - 1/10 Gbit/s 	21 03 339 2201
				T1 Industrial M12 connector, angled <ul style="list-style-type: none"> THR soldering Shielded Flat mounting, soldered contact pins on PCB 10/100 Mbit/s - 1/10 Gbit/s 	21 03 339 4201
				T1 Industrial M12 panel feed-through for rear mounting <ul style="list-style-type: none"> Screw locking 	21 03 339 2000
	Device side			T1 Industrial M12 flange socket for front mounting <ul style="list-style-type: none"> Screw locking and PushPull 	21 03 339 2001
				Tools	
	Crimp contacts AWG 28-26	09 45 500 2810			
		Crimping tool (AWG 24-22)	09 45 800 2811		
		Crimp contacts AWG 24-22	09 45 500 2812		









M12 Circular connectors

D-coded - Cat. 5 (4 wires)	Cable side	 <p>IP65 IP67</p>	M12 slim design, D-coded, male	
			<ul style="list-style-type: none"> ■ 4 contacts (IDC) ■ Shielded 360° 	
			Conductors AWG 26	21 03 382 1410
			Conductors AWG 22	21 03 382 1400
		 <p>IP65 IP67</p>	M12 connector male D-coded	
			<ul style="list-style-type: none"> ■ 4 contacts (IDC) ■ Shielded 360° ■ Conductors AWG 26-22 	21 03 281 1405
		 <p>IP65 IP67</p>	M12 PushPull connector male D-coded	
			<ul style="list-style-type: none"> ■ 4 contacts (IDC) ■ Shielded 360° 	
			Conductors AWG 26	21 03 382 1411
		Conductors AWG 22	21 03 382 1401	
	 <p>IP65 IP67</p>	M12 connector male D-coded		
		<ul style="list-style-type: none"> ■ preLink® (AWG 27-22) ■ Shielded 360° 	20 82 005 0001	
	 <p>IP65 IP67</p>	M12 slim design D-coded, female		
		<ul style="list-style-type: none"> ■ 4 contacts (IDC) ■ Shielded 360° 		
		Conductors AWG 26	21 03 382 2410	
		Conductors AWG 22	21 03 382 2400	
	 <p>IP65 IP67</p>	M12 connector female, D-coded		
		<ul style="list-style-type: none"> ■ 4 contacts (IDC) ■ Shielded 360° ■ Conductors AWG 26-22 	21 03 281 2405	
	 <p>IP65 IP67</p>	M12 connector female D-coded		
		<ul style="list-style-type: none"> ■ PFT (panel feed-through) ■ 4 contacts (IDC) ■ Shielded 360° ■ Conductors AWG 26-22 	21 03 381 2425	
	 <p>IP65 IP67</p>	M12 PushPull, D-coded		
		<ul style="list-style-type: none"> ■ PFT (panel feed-through) ■ preLink® (AWG 27-22) ■ Shielded 360° 	20 82 005 2001	

xxx = Length of cable

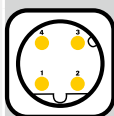
003 = 0.3 m	005 = 0.5 m	010 = 1.0 m	015 = 1.5 m
-------------	-------------	-------------	-------------

Other lengths available on request (in 10 cm steps)

X-coded - Cat. 6A (8 wires)	Cable side		M12 slim design, X-coded, male <ul style="list-style-type: none"> 8 crimp contacts Shielded 360° 	21 03 881 1805
			Crimp contacts AWG 28-24	21 01 100 9014
			Crimp contacts AWG 26-23	21 01 100 9019
			M12 slim design PushPull, X-coded, male <ul style="list-style-type: none"> 8 crimp contacts Shielded 360° 	21 03 881 1830
			Crimp contacts AWG 28-24	21 01 100 9014
	Device side		Crimp contacts AWG 26-23	21 01 100 9019
			M12 male, X-coded <ul style="list-style-type: none"> preLink® (AWG 27-22) Shielded 360° 	20 82 005 0002
			M12 slim design, X-coded, female <ul style="list-style-type: none"> 8 crimp contacts Shielded 360° 	21 03 881 2805
			Crimp contacts AWG 28-24	21 01 100 9023
			Crimp contacts AWG 26-23	21 01 100 9021
		M12 slim design PFT PushPull, X-coded, female <ul style="list-style-type: none"> PFT (panel feed-through) 8 crimp contacts Shielded 360° 	21 03 881 2825	
		Crimp contacts AWG 28-24	21 01 100 9023	
	Crimp contacts AWG 26-23	21 01 100 9021		
	M12 PushPull connector female X-coded <ul style="list-style-type: none"> PFT (panel feed-through) preLink® (AWG 27-22) Shielded 360° 	20 82 006 2001		
	M12 PushPull connector female X-coded pre-assembled <ul style="list-style-type: none"> PFT (panel feed-through) 8 crimp contacts on cable S/FTP PUR black Shielded 360° 			
	Black cable 	21 33 080 0850xxx		

M12 connector - Characteristics and advantages

With the M12 PushPull, screwing the connectors together is not necessary, this saves time in mating and un-mating and no torque wrench is needed.

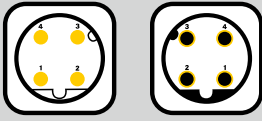


D-coded
Cat. 5 (10/100 Mbit/s - 100 MHz)




X-coded
Cat. 6_A (1/10 Gbit/s - 500 MHz)

M12 D-coded system cable




CAT. 5



2	1	3	4	X	X	X	X	X	X	X	x	x	x		
9	2											M12 connector male straight	Connector 1		
9	3											M12 connector female straight			
9	4											M12 connector male angled			
9	5											M12 connector female angled			
0	0											Open end	Connector 2		
9	2											M12 connector male straight			
9	3											M12 connector female straight			
9	4											M12 connector male angled			
9	5											M12 connector female angled			
											4	4 poles	No. of Contacts		
											0	5	PVC	Cable jacket	
											7	7	PUR		
											0	0	5	0.5 m	Length of cable
											0	1	0	1.0 m	
											0	1	5	1.5 m	
											0	2	0	2.0 m	
											0	5	0	5.0 m	
											0	7	5	7.5 m	
											1	0	0	10.0 m	

CAT. 6_A



M12 Ethernet system cable, X-coded


- Cable S/FTP yellow
- Male Slim Press & Go

Jacket	Connector 1	Connector 2		
PVC	M12 X-coded male	Open end		21 33 050 0855xxx
PUR	M12 X-coded male	Open end		21 33 050 0850xxx
PVC	M12 X-coded male	M12 X-coded		21 33 050 5855xxx
PUR	M12 X-coded male	M12 X-coded		21 33 050 5850xxx

xxx = Length of cable

005 = 0.5 m	010 = 1.0 m	020 = 2.0 m	030 = 3.0 m	050 = 5.0 m	100 = 10 m
-------------	-------------	-------------	-------------	-------------	------------

Other lengths available on request (in 10 cm steps)

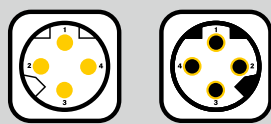
	RJ45/ M12 Ethernet system cable D-coded			
	<ul style="list-style-type: none"> ■ Cable 4 x AWG22 green ■ Overmoulded connectors 			
	Jacket	Connector 1	Connector 2	
	PUR	DualBoot® RJ45	M12 connector male straight	09 48 689 6018xxx
PUR	DualBoot® RJ45	M12 connector male angled	09 48 688 3018xxx	

xxx = Length of cable


005 = 0.5 m	010 = 1.0 m	020 = 2.0 m	030 = 3.0 m	050 = 5.0 m	100 = 10 m
-------------	-------------	-------------	-------------	-------------	------------

Other lengths available on request (in 10 cm steps)

M8 D-coded system cable



CAT. 5



2	1	3	4	X	X	X	X	X	X	X	X	x	x	x		
				C	7							M8 connector male straight			Connector 1	
				D	7							M8 connector female straight				
				0	0							No connector			Connector 2	
				C	7							M8 connector male straight				
				D	7							M8 connector female straight				
				4								4 poles			No. of Contacts	
				0	5							PVC			Cable jacket	
				7	7							PUR				
				0	0	5							0.5 m			Length of cable
				0	1	0							1.0 m			
				0	1	5							1.5 m			
				0	2	0							2.0 m			
				0	5	0							5.0 m			
				0	7	5							7.5 m			
				1	0	0							10.0 m			

M8 Circular connectors

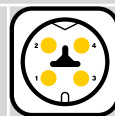
D-coded - Cat. 5 (4 wires)		M8 connector D-coded <ul style="list-style-type: none"> 4 contacts (IDC) Shielded Conductors AWG 22 	IP65 IP67	
				Male 21 02 185 1405
				Female contact 21 02 185 2405
		M8 PushPull connector male D-coded <ul style="list-style-type: none"> 4 contacts (IDC) Shielded Conductors AWG 22 	IP65 IP67	21 02 185 1430
P-coded - Cat. 5 (4 wires)		M8 connector P-coded <ul style="list-style-type: none"> 4 contacts (IDC) Shielded Conductors AWG 22 	IP65 IP67	
				Male 21 02 145 1405
				Female contact 21 02 145 2405
		M8 PushPull connector male P-coded <ul style="list-style-type: none"> 4 contacts (IDC) Shielded Conductors AWG 22 	IP65 IP67	21 02 145 1430

M8 connector - Characteristics and advantages

The M8 connector is 30% more compact than the M12, which is significant for small sensors or actuators. Like the M12, the M8 PushPull version does not need to be connected using the screw thread saving time.





D-coded
Cat. 5 (10/100 Mbit/s - 100 MHz)



P-coded
Cat. 5 (10/100 Mbit/s - 100 MHz)

PushPull (V4) RJ45 Ethernet system cable







 	Overmoulded PushPull RJ45 Ethernet system cable			
	Cable S/FTP			
	Jacket	Connector 1	Connector 2	
	PUR	PushPull RJ45	PushPull RJ45	09 48 282 8756xxx
	PVC	PushPull RJ45	PushPull RJ45	09 48 282 8757xxx
	PUR	PushPull RJ45	DualBoot® RJ45	09 48 284 7744xxx
	PUR	PushPull RJ45	DualBoot® RJ45	09 48 284 7756xxx
	PVC	PushPull RJ45	DualBoot® RJ45	09 48 284 7757xxx
	PVC Outdoor	PushPull RJ45	PushPull RJ45	09 48 282 2758xxx
	PVC Outdoor	PushPull RJ45	DualBoot® RJ45	09 48 284 7758xxx

xxx = Length of cable

005 = 0.5 m	010 = 1.0 m	015 = 1.5 m	020 = 2.0 m	030 = 3.0 m	050 = 5.0 m	075 = 7.5 m	100 = 10 m	150 = 15 m	200 = 20 m
-------------	-------------	-------------	-------------	-------------	-------------	-------------	------------	------------	------------

Other lengths available on request (in 10 cm steps)

PushPull (V4) connectors

Cable side		PushPull (V4) RJ45 connector ■ 4 IDC contacts, can be assembled in the field without tools ■ Shielded ■ Conductors AWG 24-22 ■ Transmission rate: 10/100 Mbit/s	CAT. 5 IP65 IP67	09 45 145 1106
		PushPull (V4) RJ45 connector ■ 8 IDC contacts, can be assembled in the field without tools ■ Shielded ■ Conductors AWG 27-22 ■ Transmission rate: 10/100 Mbit/s and 1/10 Gbit/s	CAT. 6 IP65 IP67	09 45 145 1561
		PushPull RJ45 coupler ■ Shielded ■ Transmission rate: 10/100 Mbit/s and 1/10 Gbit/s	CAT. 6 IP65 IP67	09 45 345 1560
Device side		PushPull RJ45 panel feed through ■ Surface mounting ■ Shielded ■ Transmission rate: 10/100 Mbit/s and 1/10 Gbit/s	CAT. 6 IP65 IP67	09 45 245 1561
		PushPull HIFF housing ■ Compatible with inserts with HIFF format (RJ45 connectors, RJ45 coupler, USB coupler)	IP65 IP67	09 45 545 0041
Accessories		2 port outlet with covers ■ 2 PushPull RJ45 ports ■ IDC contacts, can be assembled in the field without tools ■ Conductors AWG 24-22 ■ Transmission rate: 10/100 Mbit/s and 1/10 Gbit/s	IP65 IP67 CAT. 6_A	09 45 845 1562
		2 port outlet, empty ■ 2 PushPull RJ45 ports ■ Mounting of 2 RJ45 inserts with HIFF format for cabling	IP65 IP67	09 45 845 1560

PushPull connector - Characteristics and advantages

The PushPull connector has all the advantages for intensive use:

- Speedy connection and disconnection
- Easy to use with audible click on connection
- Minimal force for insertion and removal (PushPull)







- Once connected, a locking ring can prevent accidental disconnections.

- Visual marking for easy connection



HARTING RJ Industrial® Han® 3 A RJ45

		Cable side		
		Image	Part Number	
Cable side		CAT. 5 Han® 3 A RJ45 insert ■ 4 IDC contacts, can be assembled in the field without tools ■ Shielded ■ Transmission rate 10 / 100 Mbit/s	Conductors AWG 26	09 45 100 1110
			Conductors AWG 24-22	09 45 100 1100
				09 45 100 1560
		CAT. 6 Han® 3 A RJ45 insert ■ 8 IDC contacts, can be assembled in the field without tools ■ Shielded ■ Conductors AWG 27-22 ■ Transmission rate 10/100 Mbit/s and 1/10 Gbit/s		
		CAT. 6_A Han® 3 A RJ45 preLink® insert ■ preLink® (AWG 27-22) ■ Shielded ■ Transmission rate 10/100 Mbit/s and 1/10 Gbit/s		20 82 002 0001
		IP65 IP67 Han® 3 A Housing ■ With glued seal ■ M20 output	Metal, grey	19 20 003 1443
			Metal, black	19 37 003 1443
			Plastic, grey	19 20 003 0423
Plastic, black			19 20 003 0426	
EMC			19 62 003 1443	
Stainless steel			19 44 003 1443	
Device side		CAT. 6 Han® 3 A RJ45 female insert ■ Shielded ■ Transmission rate 10/100 Mbit/s and 1/10 Gbit/s		09 45 200 1560
		Han® 3 A HIFF adapter ■ Compatible with inserts with HIFF format (RJ45 connectors, RJ45 coupler, USB coupler)		09 45 515 0024
		IP65 IP67 Han® 3 A bulkhead housing	Metal, grey	09 20 003 0301
			Metal, black	09 37 003 0301
			Plastic, grey	09 20 003 0320
			Plastic, black	09 20 003 0327
			EMC	09 62 003 0301
			Stainless steel	19 44 003 0301
	IP65 IP67 Han® 3 A bulkhead housing ■ With self-closing cover	Metal, grey	09 20 003 0306	
		Metal, black	09 37 003 0306	
		EMC	09 62 003 0306	

Cable to cable junction			IP65 IP67	Han® 3 A cable to cable housing			
				■ M20 output			
				Metal, grey	19 20 003 1750		
				Metal, black	19 37 003 1750		
				Plastic, grey	19 20 003 0720		
		Plastic, black	19 20 003 0727		EMC	19 62 003 1750	
			CAT. 5 CAT. 5e	IP65 IP67	Han® 3 A RJ45 coupler		
					■ 8 poles		
					Metal, grey	09 45 215 1107	
					Metal, black	09 45 215 1110	
		Plastic, black	09 45 225 1107				
USB	Cable side			Han-Brid® USB insert		09 12 001 3091	
				■ Compatible with USB cables			
	Equipment			Han-Brid® USB insert USB extender			
				USB 3.0	09 12 001 2793		
				USB 2.0	09 12 001 2794		
Han® 3 A RJ45 kit	Cable side			Han® 3 A RJ45 connector		CAT. 6	
				■ 8 IDC contacts, can be assembled in the field without tools			
					■ AWG 27-22		
					■ Transmission rate: 10/100 Mbit/s and 1/10 Gbit/s		
			Plastic version, black			09 45 125 1560	
		Metal version, grey			09 45 115 1560		
Equipment			CAT. 6	Han® 3 A RJ45 Panel feed through			
				■ RJ45 coupler			
				■ Transmission rate: 10/100 Mbit/s and 1/10 Gbit/s			
				Plastic version, black	09 45 225 1560		
		Metal version, grey			09 45 215 1560		
		Metal version, grey, with self-closing cover			09 45 215 1562		

Han® 3 A Connector - Characteristics and advantages

For strength and versatility, the Han® industrial connector is used and recognized in the fields of machinery, robotics, transport and energy. You will find a version to suit whatever your needs for use in harsh industrial environments.






Han® 3 A is a compact version available in several versions:

- Standard (zinc with epoxy finish)
- Gray or black plastic (polycarbonate)
- Han® EMC for environments subject to electromagnetic disturbances
- Han-INOX® for increased resistance to saline environments
- Han® HPR for harsh external environments (IP69k)
- Han® Ex for zones exposed to explosion hazard

More than 100 inserts in the Han® 3 A size are available for connecting power, signals and data (copper, coaxial, fibre optic).



Han-Modular®

Han® RJ45 module			Han® RJ45 male module ■ Mounting of RJ45 male inserts	09 14 001 4623		
		CAT. 5	RJ45 insert - 4 IDC contacts			
				Conductors AWG 26	09 45 400 1109	
				Conductors AWG 24-22	09 45 400 1100	
		CAT. 6_A	RJ45 insert - 8 IDC contacts			
				Conductors AWG 27-22	09 45 400 1560	
			RJ45 insert ■ Compatible with DualBoot® RJ45 system cables	09 14 000 9966		
			Han® RJ45 female module ■ Compatible with separate RJ45 inserts from the Han-Modular series	09 14 001 4722		
			Han® RJ45 coupler module ■ Shielded	09 14 001 4721		
	Han® Gigabit module			CAT. 8.2	Han® Gigabit male module ■ Mounting insert of the Han® Gigabit male module	09 14 001 3011
Han® Gigabit male insert ■ 8 crimp contacts ■ Shielded					09 14 008 3034	
Crimp contacts, male ■ AWG 26-22					09 67 000 5576	
				CAT. 8.2	Han® Gigabit female module ■ Mounting insert of the Han® Gigabit female module	09 14 001 3111
					Han® Gigabit female insert ■ 8 crimp contacts ■ Shielded	09 14 008 3134
					Crimp contact, female ■ AWG 26-22	09 67 000 5476
		Cable clamp				
				Ø 5 - 7 mm	61 03 000 0141	
				Ø 7 - 10 mm	61 03 000 0044	
				Ø 9 - 12 mm	61 03 000 0143	

Han® M12 module		Han® M12 male module	09 14 002 3061
		<ul style="list-style-type: none"> ■ Mounting of 2 Han® M12 male inserts 	
		Han® M12 D-coded male insert	09 14 881 1405
		<ul style="list-style-type: none"> ■ 4 crimp contacts AWG 26-18 	
		Crimp contacts, male M12 D-coded AWG 18-22	09 67 000 3576
		Crimp contacts, male M12 D-coded AWG 24-20	09 67 000 8576
		Crimp contacts, male M12 D-coded AWG 26-22	09 67 000 5576
		Han® M12 X-coded male insert	09 14 881 1805
		<ul style="list-style-type: none"> ■ 8 crimp contacts AWG 28-23 	
		<ul style="list-style-type: none"> har-speed crimp contact AWG 28-24 har-speed crimp contact AWG 26-23 	21 01 100 9014 21 01 100 9019
Han® M12 module		Han® M12 female module	09 14 002 3161
		<ul style="list-style-type: none"> ■ Mounting of 2 Han® M12 female inserts 	
		Han® M12 D-coded female insert	09 14 881 2405
		<ul style="list-style-type: none"> ■ 4 crimp contacts AWG 26-18 	
		Crimp contacts, female M12 D-coded AWG 18-22	09 67 000 3476
		Crimp contacts, female M12 D-coded AWG 24-20	09 67 000 8476
		Crimp contacts, female M12 D-coded AWG 26-22	09 67 000 5476
		Han® M12 X-coded female insert	09 14 881 2805
		<ul style="list-style-type: none"> ■ 8 crimp contacts AWG 28-23 	
		<ul style="list-style-type: none"> har-speed crimp contact AWG 28-24 har-speed crimp contact AWG 26-23 	21 01 100 9023 21 01 100 9021

Han-Modular® - Characteristics and advantages

Han-Modular® is the market standard for modular industrial connectors. More than 100 modules make up the range, which is the most versatile and complete on the market.

- Many combinations of different connections in one connector
- Power, signals and data in a single connector
- By connector size, from 1 to 12 slots

The various available housing materials and coatings ensure that the Han-Modular® is suitable for all types of industrial environments.

- Standard (moulded aluminum with epoxy treatment)
- Han-Eco® (glass-fibre reinforced polyamide)
- Han® EMC for environments subject to electromagnetic disturbances
- Han-INOX® for increased resistance to saline environments
- Han® HPR for harsh external environments (IP69k)
- Han® Ex for zones exposed to explosion hazard














Han® Gigabit - Characteristics and advantages

HARTING's Han-Modular® portfolio offers a suitable variant of the Gigabit module for all application types. This module features transmission rates of Cat. 6 and Cat. 8.2, with the option to use the module for up to 10,000 mating cycles.



Han® 1A

	<p>Han® 1A, M12 D-coded inserts</p> <ul style="list-style-type: none"> ■ With snap-in latches ■ 4 crimp contacts AWG 26-18 ■ Shielded 360° 	<div style="display: flex; justify-content: space-around; align-items: center;"> <div style="border: 1px solid black; border-radius: 10px; padding: 2px 5px; font-weight: bold;">CAT. 5</div> <div style="border: 1px solid black; border-radius: 10px; padding: 2px 5px; font-weight: bold;">IP65</div> <div style="border: 1px solid black; border-radius: 10px; padding: 2px 5px; text-align: center;">  </div> </div>								
		<table border="1" style="width: 100%; border-collapse: collapse;"> <tr> <td style="width: 60%;">Male insert</td> <td>09 10 004 3001</td> </tr> <tr> <td>Female insert</td> <td>09 10 004 3101</td> </tr> </table>	Male insert	09 10 004 3001	Female insert	09 10 004 3101				
Male insert	09 10 004 3001									
Female insert	09 10 004 3101									
	<p>Han® 1A, M12 D-coded inserts</p> <ul style="list-style-type: none"> ■ With locking lever ■ 4 crimp contacts AWG 26-18 ■ Shielded 360° 	<div style="display: flex; justify-content: space-around; align-items: center;"> <div style="border: 1px solid black; border-radius: 10px; padding: 2px 5px; font-weight: bold;">CAT. 5</div> <div style="border: 1px solid black; border-radius: 10px; padding: 2px 5px; font-weight: bold;">IP65</div> <div style="border: 1px solid black; border-radius: 10px; padding: 2px 5px; text-align: center;">  </div> </div>								
		<table border="1" style="width: 100%; border-collapse: collapse;"> <tr> <td style="width: 60%;">Male insert</td> <td>09 10 004 3006</td> </tr> <tr> <td>Female insert</td> <td>09 10 004 3106</td> </tr> </table>	Male insert	09 10 004 3006	Female insert	09 10 004 3106				
Male insert	09 10 004 3006									
Female insert	09 10 004 3106									
	<p>Crimp contacts, male M12 D-coded</p> <table border="1" style="width: 100%; border-collapse: collapse;"> <tr> <td style="width: 60%;">AWG 18-22</td> <td>09 67 000 3576</td> </tr> <tr> <td>AWG 24-20</td> <td>09 67 000 8576</td> </tr> <tr> <td>AWG 26-22</td> <td>09 67 000 5576</td> </tr> <tr> <td>AWG 28-24</td> <td>09 67 000 7576</td> </tr> </table>		AWG 18-22	09 67 000 3576	AWG 24-20	09 67 000 8576	AWG 26-22	09 67 000 5576	AWG 28-24	09 67 000 7576
AWG 18-22	09 67 000 3576									
AWG 24-20	09 67 000 8576									
AWG 26-22	09 67 000 5576									
AWG 28-24	09 67 000 7576									
	<p>Crimp contacts, female M12 D-coded</p> <table border="1" style="width: 100%; border-collapse: collapse;"> <tr> <td style="width: 60%;">AWG 18-22</td> <td>09 67 000 3476</td> </tr> <tr> <td>AWG 24-20</td> <td>09 67 000 8476</td> </tr> <tr> <td>AWG 26-22</td> <td>09 67 000 5476</td> </tr> <tr> <td>AWG 28-24</td> <td>09 67 000 7476</td> </tr> </table>		AWG 18-22	09 67 000 3476	AWG 24-20	09 67 000 8476	AWG 26-22	09 67 000 5476	AWG 28-24	09 67 000 7476
AWG 18-22	09 67 000 3476									
AWG 24-20	09 67 000 8476									
AWG 26-22	09 67 000 5476									
AWG 28-24	09 67 000 7476									
	<p>Han® 1A, M12 X-coded inserts</p> <ul style="list-style-type: none"> ■ With snap-in latches ■ 8 crimp contacts AWG 28-23 ■ Shielded 360° 	<div style="display: flex; justify-content: space-around; align-items: center;"> <div style="border: 1px solid black; border-radius: 10px; padding: 2px 5px; font-weight: bold;">CAT. 6_A</div> <div style="border: 1px solid black; border-radius: 10px; padding: 2px 5px; font-weight: bold;">IP65</div> <div style="border: 1px solid black; border-radius: 10px; padding: 2px 5px; text-align: center;">  </div> </div>								
		<table border="1" style="width: 100%; border-collapse: collapse;"> <tr> <td style="width: 60%;">Male insert</td> <td>09 10 008 3001</td> </tr> <tr> <td>Female insert</td> <td>09 10 008 3101</td> </tr> </table>	Male insert	09 10 008 3001	Female insert	09 10 008 3101				
Male insert	09 10 008 3001									
Female insert	09 10 008 3101									
	<p>Han® 1A, M12 X-coded inserts</p> <ul style="list-style-type: none"> ■ With locking lever ■ 8 crimp contacts AWG 28-23 ■ Shielded 360° 	<div style="display: flex; justify-content: space-around; align-items: center;"> <div style="border: 1px solid black; border-radius: 10px; padding: 2px 5px; font-weight: bold;">CAT. 6_A</div> <div style="border: 1px solid black; border-radius: 10px; padding: 2px 5px; font-weight: bold;">IP65</div> <div style="border: 1px solid black; border-radius: 10px; padding: 2px 5px; text-align: center;">  </div> </div>								
		<table border="1" style="width: 100%; border-collapse: collapse;"> <tr> <td style="width: 60%;">Male insert</td> <td>09 10 008 3006</td> </tr> <tr> <td>Female insert</td> <td>09 10 008 3106</td> </tr> </table>	Male insert	09 10 008 3006	Female insert	09 10 008 3106				
Male insert	09 10 008 3006									
Female insert	09 10 008 3106									
	<p>Crimp contacts, male M12 X-coded</p> <table border="1" style="width: 100%; border-collapse: collapse;"> <tr> <td style="width: 60%;"><i>har</i>-speed male, crimp contact AWG 28-24</td> <td>21 01 100 9014</td> </tr> <tr> <td><i>har</i>-speed male, crimp contact AWG 26-23</td> <td>21 01 100 9019</td> </tr> <tr> <td><i>har</i>-speed female, crimp contact AWG 28-24</td> <td>21 01 100 9023</td> </tr> <tr> <td><i>har</i>-speed female, crimp contact AWG 26-23</td> <td>21 01 100 9021</td> </tr> </table>		<i>har</i> -speed male, crimp contact AWG 28-24	21 01 100 9014	<i>har</i> -speed male, crimp contact AWG 26-23	21 01 100 9019	<i>har</i> -speed female, crimp contact AWG 28-24	21 01 100 9023	<i>har</i> -speed female, crimp contact AWG 26-23	21 01 100 9021
<i>har</i> -speed male, crimp contact AWG 28-24	21 01 100 9014									
<i>har</i> -speed male, crimp contact AWG 26-23	21 01 100 9019									
<i>har</i> -speed female, crimp contact AWG 28-24	21 01 100 9023									
<i>har</i> -speed female, crimp contact AWG 26-23	21 01 100 9021									

	Bulkhead mounting ■ Includes seal (IP65)	
	Straight	09 10 000 0300
	angled	09 10 000 0800
	Cable junction	
	Tor strain relief with cable tie (IP20)	09 10 000 5300
	For strain relief with integrated cable gland and seal (IP65)	09 10 000 0400
	Han® 1A stainless steel locking lever	09 10 000 5200
	Mounting frame ■ Wall mounting	09 10 000 9908
	Mounting frame ■ Mounting on DIN rail	09 10 000 9912

Han® 1A - Characteristics and advantages

Han® 1A: Compact, robust and versatile

Smallest Han® connector:

- Up to 30% smaller than the Han® 3 A

Versatile use:

- Transmission of data, signals and power

Very flexible:

- Modular system for IP20 and IP65 applications

Faster installation:

- Fast connection using snap-in technology

Minimal stockpiling:




































- Clearly structured connector system based on only a few basic elements

Reduced costs:

- Affordable installation connector



Ethernet switches

	<p>eCon 2000 Ethernet switches</p> <ul style="list-style-type: none"> Flat type Fast Ethernet 3 - 16 ports <table border="1"> <tbody> <tr> <td rowspan="3">  </td> <td>5 RJ45 ports</td> <td>24 02 005 0010</td> </tr> <tr> <td>8 RJ45 ports</td> <td>24 02 008 0010</td> </tr> <tr> <td>16 RJ45 ports</td> <td>24 02 016 0010</td> </tr> <tr> <td rowspan="3">  </td> <td>5 RJ45 ports</td> <td>24 02 005 0000</td> </tr> <tr> <td>8 RJ45 ports</td> <td>24 02 008 0000</td> </tr> <tr> <td>16 RJ45 ports</td> <td>24 02 016 0000</td> </tr> </tbody> </table>		5 RJ45 ports	24 02 005 0010	8 RJ45 ports	24 02 008 0010	16 RJ45 ports	24 02 016 0010		5 RJ45 ports	24 02 005 0000	8 RJ45 ports	24 02 008 0000	16 RJ45 ports	24 02 016 0000
	5 RJ45 ports		24 02 005 0010												
	8 RJ45 ports		24 02 008 0010												
	16 RJ45 ports	24 02 016 0010													
	5 RJ45 ports	24 02 005 0000													
	8 RJ45 ports	24 02 008 0000													
	16 RJ45 ports	24 02 016 0000													
	<p>eCon 2000 Ethernet switches</p> <ul style="list-style-type: none"> Flat type 5 - 16 ports <p></p> <table border="1"> <tbody> <tr> <td rowspan="3">  </td> <td>5 RJ45 ports</td> <td>24 02 405 0030</td> </tr> <tr> <td>7 RJ45 ports</td> <td>24 02 407 0030</td> </tr> <tr> <td>16 RJ45 ports</td> <td>24 02 416 0010</td> </tr> <tr> <td rowspan="3">  </td> <td>5 RJ45 ports</td> <td>24 02 405 0020</td> </tr> <tr> <td>7 RJ45 ports</td> <td>24 02 407 0020</td> </tr> <tr> <td>16 RJ45 ports</td> <td>24 02 416 0000</td> </tr> </tbody> </table>		5 RJ45 ports	24 02 405 0030	7 RJ45 ports	24 02 407 0030	16 RJ45 ports	24 02 416 0010		5 RJ45 ports	24 02 405 0020	7 RJ45 ports	24 02 407 0020	16 RJ45 ports	24 02 416 0000
	5 RJ45 ports		24 02 405 0030												
	7 RJ45 ports		24 02 407 0030												
	16 RJ45 ports	24 02 416 0010													
	5 RJ45 ports	24 02 405 0020													
	7 RJ45 ports	24 02 407 0020													
	16 RJ45 ports	24 02 416 0000													
	<p>eCon 2000 Advanced ix Industrial® Ethernet switches</p> <ul style="list-style-type: none"> Flat type More compact and robust than RJ45 Ethernet switches because of ix Industrial® <p></p> <table border="1"> <tbody> <tr> <td rowspan="2">  </td> <td>5 ix ports</td> <td>24 14 405 0000</td> </tr> <tr> <td>8 ix ports</td> <td>24 14 408 0000</td> </tr> </tbody> </table>		5 ix ports	24 14 405 0000	8 ix ports	24 14 408 0000									
	5 ix ports		24 14 405 0000												
	8 ix ports	24 14 408 0000													
	<p>eCon 3000 Ethernet switches</p> <ul style="list-style-type: none"> Thin type Fast Ethernet 6 - 16 ports <table border="1"> <tbody> <tr> <td rowspan="3">  </td> <td>6 RJ45 ports</td> <td>24 03 006 0010</td> </tr> <tr> <td>8 RJ45 ports</td> <td>24 03 008 0010</td> </tr> <tr> <td>16 RJ45 ports</td> <td>24 03 016 0010</td> </tr> <tr> <td rowspan="3">  </td> <td>6 RJ45 ports</td> <td>24 03 006 0000</td> </tr> <tr> <td>8 RJ45 ports</td> <td>24 03 008 0000</td> </tr> <tr> <td>16 RJ45 ports</td> <td>24 03 016 0000</td> </tr> </tbody> </table>		6 RJ45 ports	24 03 006 0010	8 RJ45 ports	24 03 008 0010	16 RJ45 ports	24 03 016 0010		6 RJ45 ports	24 03 006 0000	8 RJ45 ports	24 03 008 0000	16 RJ45 ports	24 03 016 0000
	6 RJ45 ports		24 03 006 0010												
	8 RJ45 ports		24 03 008 0010												
	16 RJ45 ports	24 03 016 0010													
	6 RJ45 ports	24 03 006 0000													
	8 RJ45 ports	24 03 008 0000													
	16 RJ45 ports	24 03 016 0000													
	<p>eCon 3000 Ethernet switches</p> <ul style="list-style-type: none"> Thin type 5 - 16 ports <p></p> <table border="1"> <tbody> <tr> <td rowspan="3">  </td> <td>5 RJ45 ports</td> <td>24 03 405 0010</td> </tr> <tr> <td>7 RJ45 ports</td> <td>24 03 407 0010</td> </tr> <tr> <td>16 RJ45 ports</td> <td>24 03 416 0010</td> </tr> <tr> <td rowspan="3">  </td> <td>5 RJ45 ports</td> <td>24 03 405 0000</td> </tr> <tr> <td>7 RJ45 ports</td> <td>24 03 407 0000</td> </tr> <tr> <td>16 RJ45 ports</td> <td>24 03 416 0000</td> </tr> </tbody> </table>		5 RJ45 ports	24 03 405 0010	7 RJ45 ports	24 03 407 0010	16 RJ45 ports	24 03 416 0010		5 RJ45 ports	24 03 405 0000	7 RJ45 ports	24 03 407 0000	16 RJ45 ports	24 03 416 0000
	5 RJ45 ports		24 03 405 0010												
	7 RJ45 ports		24 03 407 0010												
	16 RJ45 ports	24 03 416 0010													
	5 RJ45 ports	24 03 405 0000													
	7 RJ45 ports	24 03 407 0000													
	16 RJ45 ports	24 03 416 0000													

eCon Ethernet switches - Characteristics and advantages

Plug & Play, HARTING Ethernet switches will facilitate the installation and extension of your Ethernet networks.

- Non-managed switches
- Compatible with IEEE 802.3 Ethernet architectures
- Wide voltage supply range: 9/18 - 60 V DC
- Strong and light with aluminum box
- Limited installation space required due to flat or narrow size
- Minimal consumption
- Available with/without PoE+
- Available with fibre optic connections (SC duplex or LC)
- ECE-R10 (E1) approved for use in vehicles

































































































































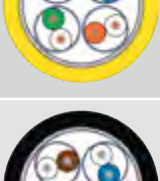



































Industry 4.0 and efficient connected devices mean increasingly high data flows. This is why Ethernet switches have to simultaneously transfer images and high data flows without altering network performance.








































New generation HARTING Ethernet switches easily manage all Full Gigabit Ethernet ports, even when the devices are very data consuming cameras.



24 13 416 0000

Industrial Ethernet cables


		<p>Cable, Profinet type A - PVC - Star quad - 4 x AWG 22/1</p> <p>     </p>	<table border="1"> <tr><td>20 m</td><td></td><td>09 45 600 0130</td></tr> <tr><td>50 m</td><td></td><td>09 45 600 0140</td></tr> <tr><td>100 m</td><td></td><td>09 45 600 0100</td></tr> <tr><td>500 m</td><td></td><td>09 45 600 0110</td></tr> </table>	20 m		09 45 600 0130	50 m		09 45 600 0140	100 m		09 45 600 0100	500 m		09 45 600 0110
20 m		09 45 600 0130													
50 m		09 45 600 0140													
100 m		09 45 600 0100													
500 m		09 45 600 0110													
		<p>Cable, Profinet type B - PVC - Star quad - 4 x AWG 22/7</p> <p>     </p>	<table border="1"> <tr><td>20 m</td><td></td><td>09 45 600 0132</td></tr> <tr><td>50 m</td><td></td><td>09 45 600 0142</td></tr> <tr><td>100 m</td><td></td><td>09 45 600 0102</td></tr> <tr><td>500 m</td><td></td><td>09 45 600 0112</td></tr> </table>	20 m		09 45 600 0132	50 m		09 45 600 0142	100 m		09 45 600 0102	500 m		09 45 600 0112
20 m		09 45 600 0132													
50 m		09 45 600 0142													
100 m		09 45 600 0102													
500 m		09 45 600 0112													
		<p>Cable, Profinet type C - PUR - Star quad - 4 x AWG 22/7</p> <ul style="list-style-type: none"> 3,000,000 cycles of bending in translation \emptyset of bending 200 mm speed 4 m/s - acceleration 4 m/s² 30,000 cycles of torsion to +/- 180° on 1.0 m <p>     </p>	<table border="1"> <tr><td>20 m</td><td></td><td>09 45 600 0131</td></tr> <tr><td>50 m</td><td></td><td>09 45 600 0141</td></tr> <tr><td>100 m</td><td></td><td>09 45 600 0101</td></tr> <tr><td>500 m</td><td></td><td>09 45 600 0111</td></tr> </table>	20 m		09 45 600 0131	50 m		09 45 600 0141	100 m		09 45 600 0101	500 m		09 45 600 0111
20 m		09 45 600 0131													
50 m		09 45 600 0141													
100 m		09 45 600 0101													
500 m		09 45 600 0111													
		<p>Cable, Profinet type A - PVC - S/FTP - 4 x 2 x AWG 23/1</p> <p>    </p>	<table border="1"> <tr><td>20 m</td><td></td><td>09 45 600 1200</td></tr> <tr><td>50 m</td><td></td><td>09 45 600 1210</td></tr> <tr><td>100 m</td><td></td><td>09 45 600 1220</td></tr> <tr><td>500 m</td><td></td><td>09 45 600 1230</td></tr> </table>	20 m		09 45 600 1200	50 m		09 45 600 1210	100 m		09 45 600 1220	500 m		09 45 600 1230
20 m		09 45 600 1200													
50 m		09 45 600 1210													
100 m		09 45 600 1220													
500 m		09 45 600 1230													
		<p>Cable, Profinet type B - PVC - S/FTP - 4 x 2 x AWG 24/7</p> <p>     </p>	<table border="1"> <tr><td>20 m</td><td></td><td>09 45 600 1211</td></tr> <tr><td>50 m</td><td></td><td>09 45 600 1221</td></tr> <tr><td>100 m</td><td></td><td>09 45 600 1231</td></tr> <tr><td>500 m</td><td></td><td>09 45 600 1241</td></tr> </table>	20 m		09 45 600 1211	50 m		09 45 600 1221	100 m		09 45 600 1231	500 m		09 45 600 1241
20 m		09 45 600 1211													
50 m		09 45 600 1221													
100 m		09 45 600 1231													
500 m		09 45 600 1241													
		<p>Cable, Profinet type B - PVC - S/FTP - 4 x 2 x AWG 24/7</p> <p>     </p>	<table border="1"> <tr><td>20 m</td><td></td><td>09 45 600 0236</td></tr> <tr><td>50 m</td><td></td><td>09 45 600 0246</td></tr> <tr><td>100 m</td><td></td><td>09 45 600 0206</td></tr> <tr><td>500 m</td><td></td><td>09 45 600 0256</td></tr> </table>	20 m		09 45 600 0236	50 m		09 45 600 0246	100 m		09 45 600 0206	500 m		09 45 600 0256
20 m		09 45 600 0236													
50 m		09 45 600 0246													
100 m		09 45 600 0206													
500 m		09 45 600 0256													
		<p>Cable, PUR - drag chain - SF/UTP - 4 x 2 x AWG 26/19</p> <p>      </p>	<table border="1"> <tr><td>20 m</td><td></td><td>09 45 600 0236</td></tr> <tr><td>50 m</td><td></td><td>09 45 600 0246</td></tr> <tr><td>100 m</td><td></td><td>09 45 600 0206</td></tr> <tr><td>500 m</td><td></td><td>09 45 600 0256</td></tr> </table>	20 m		09 45 600 0236	50 m		09 45 600 0246	100 m		09 45 600 0206	500 m		09 45 600 0256
20 m		09 45 600 0236													
50 m		09 45 600 0246													
100 m		09 45 600 0206													
500 m		09 45 600 0256													
		<p>Cable, PVC - S/FTP - 4 x 2 x AWG 26/7</p> <p>     </p>	<table border="1"> <tr><td>20 m</td><td></td><td>09 45 600 0532</td></tr> <tr><td>50 m</td><td></td><td>09 45 600 0542</td></tr> <tr><td>100 m</td><td></td><td>09 45 600 0502</td></tr> <tr><td>500 m</td><td></td><td>09 45 600 0522</td></tr> </table>	20 m		09 45 600 0532	50 m		09 45 600 0542	100 m		09 45 600 0502	500 m		09 45 600 0522
20 m		09 45 600 0532													
50 m		09 45 600 0542													
100 m		09 45 600 0502													
500 m		09 45 600 0522													
		<p>Cable, PVC Outdoor - S/FTP - 4 x 2 x AWG 26/7</p> <p>     </p>	<table border="1"> <tr><td>20 m</td><td></td><td>09 45 600 0531</td></tr> <tr><td>50 m</td><td></td><td>09 45 600 0541</td></tr> <tr><td>100 m</td><td></td><td>09 45 600 0501</td></tr> <tr><td>500 m</td><td></td><td>09 45 600 0521</td></tr> </table>	20 m		09 45 600 0531	50 m		09 45 600 0541	100 m		09 45 600 0501	500 m		09 45 600 0521
20 m		09 45 600 0531													
50 m		09 45 600 0541													
100 m		09 45 600 0501													
500 m		09 45 600 0521													

		Cable, PUR - S/FTP - 4 x 2 x AWG 26/7		20 m	09 45 600 0630
		   		50 m	09 45 600 0640
				100 m	09 45 600 0600
				500 m	09 45 600 0620
		 		100 m	09 45 600 0711
				500 m	09 45 600 0721
				1000 m	09 45 600 0751
		Cable, EtherRail® - Star quad - 4 x AWG 22/7		10 m	09 45 600 0168
		   		50 m	09 45 600 0178
				100 m	09 45 600 0108
				500 m	09 45 600 0118
				1000 m	09 45 600 0128
		   		10 m	09 45 600 1400
				50 m	09 45 600 1410
				100 m	09 45 600 1420
				500 m	09 45 600 1430
				1000 m	09 45 600 1440
		Cable, EtherRail® - Star quad - 4 x AWG 22/19		10 m	09 45 600 0188
		Ultra flexible		50 m	09 45 600 0189
		   		100 m	09 45 600 0138
				500 m	09 45 600 0148
				1000 m	09 45 600 0158
		Cable, EtherRail® - S/FTP		10 m	09 45 600 0694
		4 x 2 x AWG 24/7		50 m	09 45 600 0693
		   		100 m	09 45 600 0692
				500 m	09 45 600 0691
				1000 m	09 45 600 0690
		4 x 2 x AWG 26/7		10 m	09 45 600 0704
		   		50 m	09 45 600 0703
				100 m	09 45 600 0702
				500 m	09 45 600 0701
				1000 m	09 45 600 0700
	 	Cable, SPE (Single Pair Ethernet) - PUR - SF/TP		10 m	09 45 600 2004
		1 x 2 x AWG 26/7		50 m	09 45 600 2003
				100 m	09 45 600 2002
				500 m	09 45 600 2001
		1 x 2 x AWG 22/7		10 m	09 45 600 2014
				50 m	09 45 600 2013
				100 m	09 45 600 2012
				500 m	09 45 600 2011

Ethernet cables - Characteristics and advantages

HARTING Ethernet cables are designed for use in industrial environments.

- High quality PVC, PUR or EtherRail® jackets
- Shielding braid covering at least 80% for excellent performance in environments exposed to electromagnetic pollution.
- High mechanical resistance to bending or torsion according to cable
- UN/ECE-R 118 (Automobile Directive) certification according to cable
- EtherRail® cable approved according to EN 45545-2, railway standard for fire protection



Contact allocation

	RJ45	M12 X-coded	M12 D-coded	Ethernet standard 8 wires	ETA / ITA T568A	EIA/TIA T568 B	IP Ethernet 2 pairs	Profinet	Ethernet standard 4 wires	M12/M8 D-coded	RJ45	
1	1	1		BI_DA+	White/Green	White/Orange	White/Orange	Yellow	TX+	1	1	
2	2	2		BI_DA-	Green	Orange	Orange	Orange	TX-	3	2	
6	3	3		BI_DB+	White/Orange	White/Green	White/Green	White	RX+	2	3	
4	4	8		BI_DC+	Blue	Blue						
5	5	7		BI_DC-	White/Blue	White/Blue						
7	6	4		BI_DB-	Orange	Green	Green	Blue	RX-	4	6	
9	7	5		BI_DD+	White/Brown	White/Brown						
10	8	6		BI_DD-	Brown	Brown						
3,8 GND												

Ethernet transmission categories sorted by connectors

Categories	Characteristics	Band-width	Ethernet	Transmission rate	Number of wires
Cat. 5 Class D	100 BASE-TX	100 MHz	Fast Ethernet	10/100 Mbits/s	4
Cat. 5e Class D	100 BASE-TX/1000 BASE-T	100 MHz	Ethernet Gigabit	10/100/1000 Mbits/s	8
Cat. 6 Class E	1G BASE-T, 2.5/5G BASE-T	250 MHz	Ethernet Gigabit	10/100 Mbits/s - 1/10 Gbits/s	8
Cat. 6 _A Class E _A	10G BASE-T	500 MHz	Ethernet 10 GB	10/100 Mbits/s - 1/10 Gbits/s	8
Cat. 7 Class F	10G BASE-T	600 MHz	Ethernet 10 GB	10/100 Mbits/s - 1/10 Gbits/s	8
Cat. 7 _A Class 7 _A	10G BASE-T	1000 MHz	Ethernet 10 GB	10/100 Mbits/s - 1/10 Gbits/s	8

HARTING connectors

Han® Gigabit

Han® Megabit

Han-Quintax®

HARTING ix Industrial®

M12 X-coded


M12 D-coded

RJ45

Crimping tool - Characteristics and advantages

Crimp contacts are recommended in certain cases, especially in extreme use conditions with high mechanical stresses (large and cyclical vibrations and shocks).
The HARTING crimping tool, dedicated and calibrated for HARTING contacts, ensures excellent crimping quality for you.

- Repeatability of quality and crimping operations
- Constant contact resistance
- Corrosion-free connection resulting from cold welding
- The Go/No-Go gauge lets you check tool calibration.



Tools

Stripping tools		RJ Industrial® cable stripping tool	09 45 800 0000
		<ul style="list-style-type: none"> ■ For Ethernet cables ■ Blade cassette included 	
		Blade cassette	09 45 800 0001
		RJ Industrial® stripping tool	09 45 800 0002
		<ul style="list-style-type: none"> ■ For Ethernet cables 	
Cutting tools		RJ Industrial® wire cutters	09 45 800 0005
Crimping tools		Crimping tool	09 99 000 0501
		<ul style="list-style-type: none"> ■ Crimping to MIL 22 520/2-01 	
		Locator for contacts	09 99 000 0897
		<ul style="list-style-type: none"> ■ AWG 26-22 - Han® Gigabit 	
		Locator for <i>har</i> -speed male contacts	09 99 000 0525
		<ul style="list-style-type: none"> ■ AWG 28-23 - M12 X-coded 	
		Locator for <i>har</i> -speed female contacts	09 99 000 0635
		<ul style="list-style-type: none"> ■ AWG 28-23 - M12 X-coded 	
		Locator for Sub-D contacts	09 99 000 0531
		<ul style="list-style-type: none"> ■ AWG 28-18 - M12 D-coded 	
		Go/No-Go check gauge	09 99 000 0617
Mounting		<i>har</i> -port mounting tool	09 45 502 0007
		<ul style="list-style-type: none"> ■ Defined tightening torque of fixing nut 	



Pushing Performance
Since 1945

HARTING.com
the gateway to your
local website.
