

NOTES:

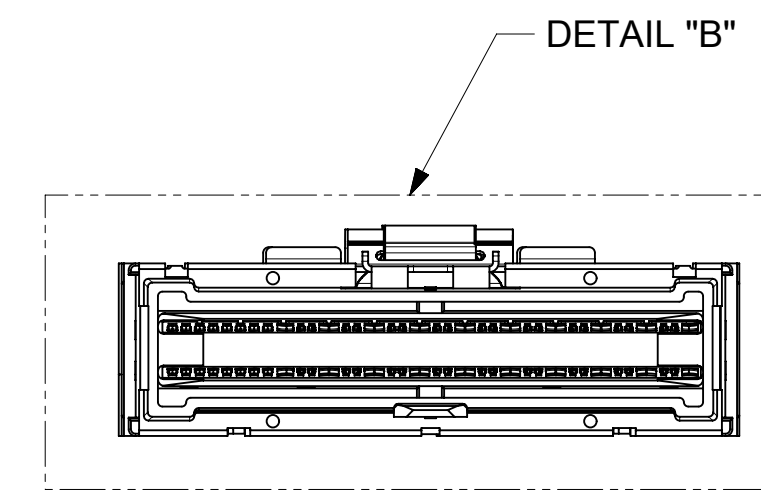
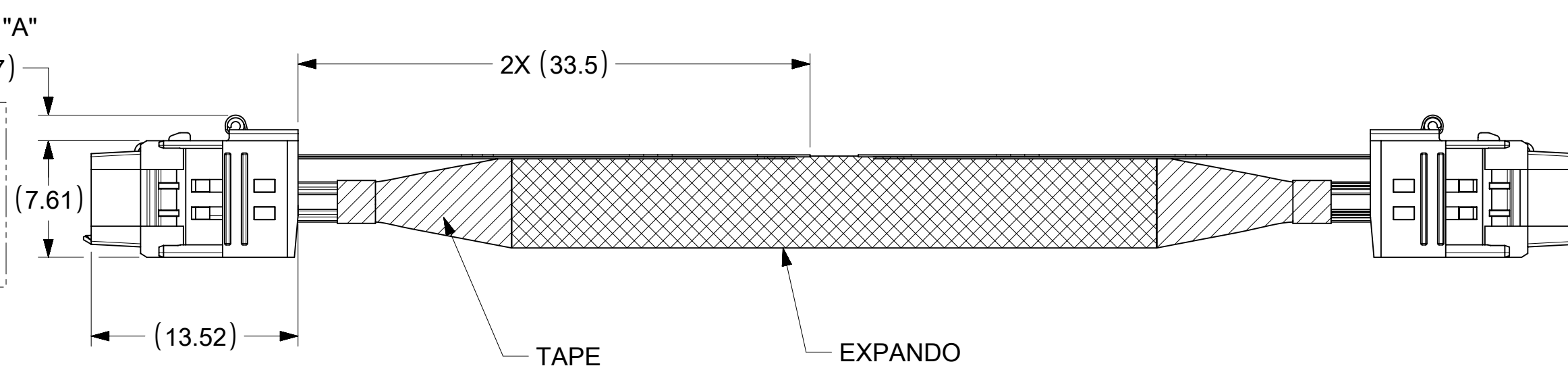
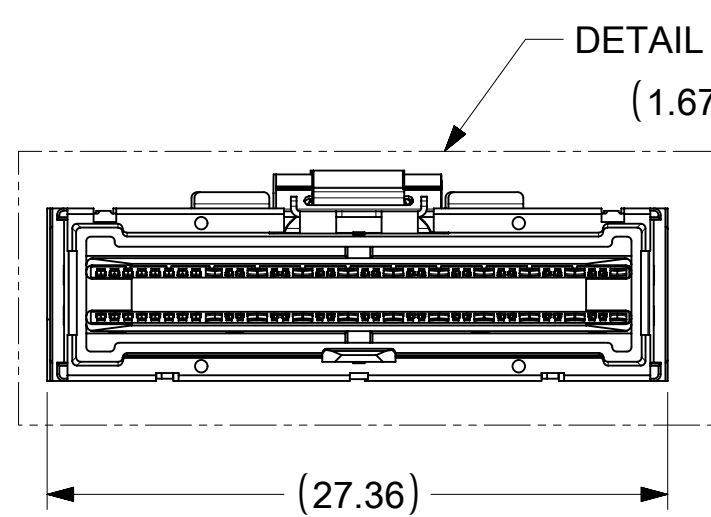
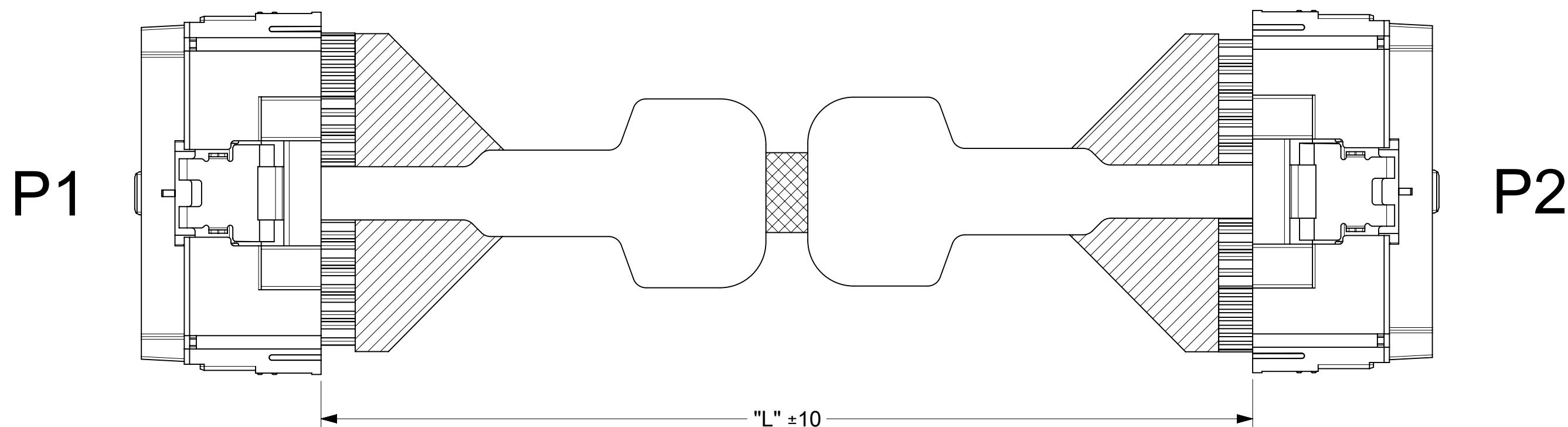
1. GENERAL:

- 1.1 PRODUCT SPECIFICATION: 2080210001-PS
- 1.2 APPLICATION SPECIFICATION: 2080210001-AS
- 1.3 COSMETIC SPECIFICATION: PS-45499-002 CLASS B
- 1.4 GEOMETRIC TOLERANCES: ASME Y14.5 2009
- 1.5 MATES WITH: 2080211000 & 2080213000

2. DESIGN - MATERIALS:

- 2.1 HOUSING MATERIAL: LCP, GLASS FILLED, UL94V-0, COLOR: BLACK
- 2.2 CONTACT MATERIAL: HIGH PERFORMANCE COPPER ALLOY
- 2.3 OVERMOLD: HOTMELT
- 2.4 PROTECTIVE COVER: PP, BLUE
- 2.5 PLATING: SELECT GOLD IN CONTACT AREA: 0.76 MICROMETERS MIN. OVER NICKEL

LONG PULL TAB DESIGN SHOWN



THIS DESIGN IS BASED ON DESIGN OBJECTIVES AND IS STRICTLY TENTATIVE. IT MAY CHANGE BASED ON RESULTS OF ADDITIONAL DESIGN REVIEWS AND VERIFICATIONS.

18DP & 16SE CABLE ASSEMBLY  
LONG PULL TAB TYPE

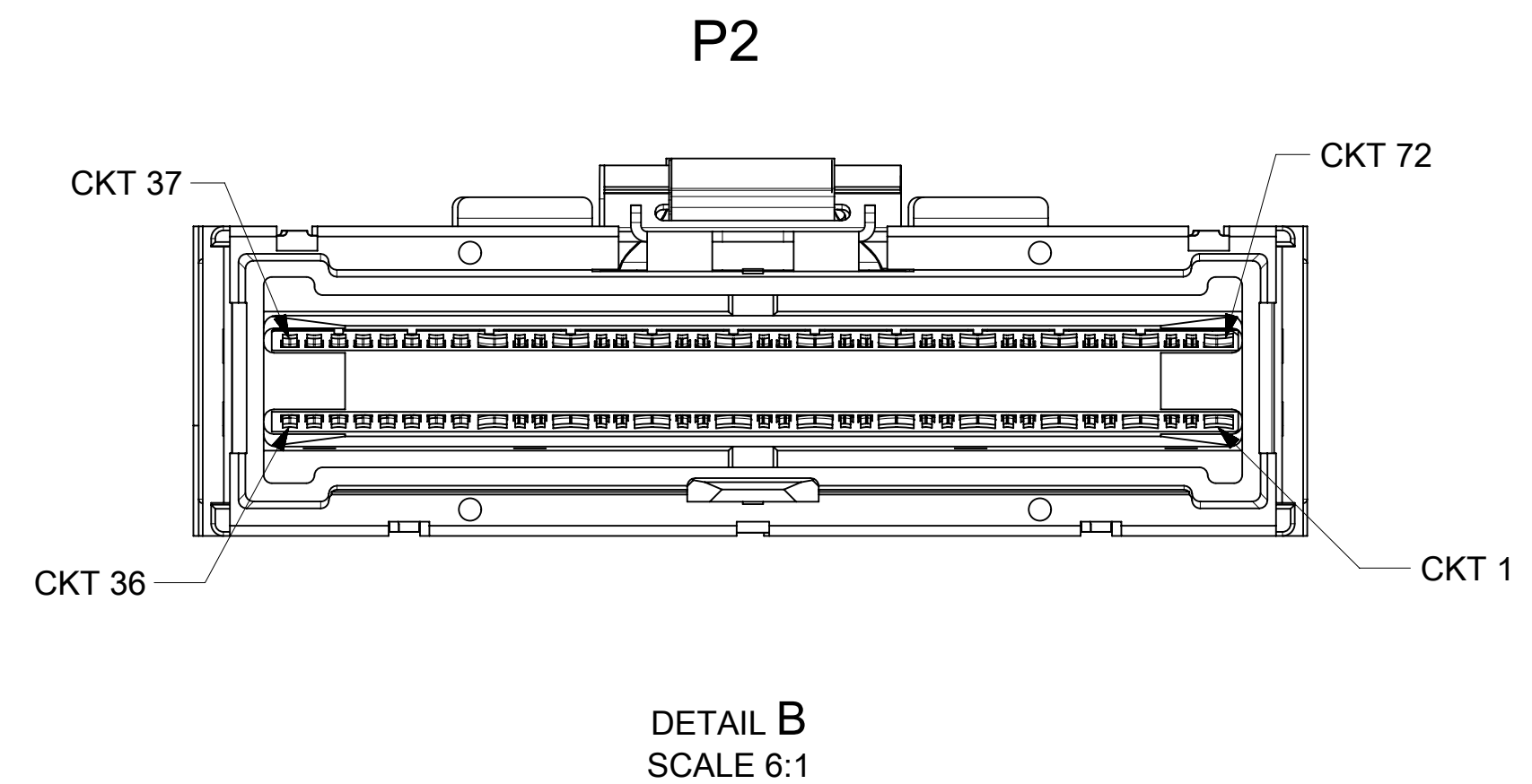
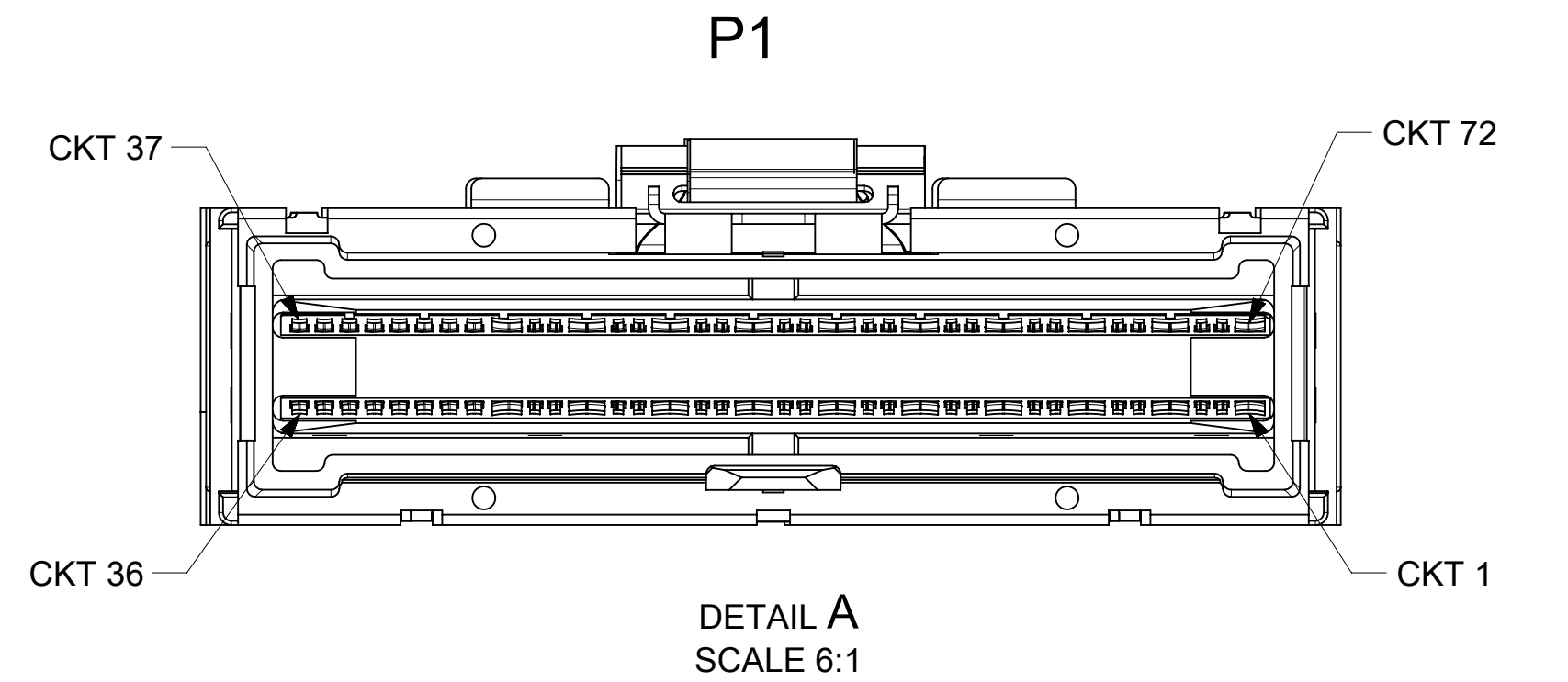
MATERIAL #	"L"	REMARK
2207530650	650	WITHOUT EXPANDO & TAPE
2207530500	500	WITHOUT EXPANDO & TAPE
2202540650	650	WITH EXPANDO & TAPE
2202540500	500	WITH EXPANDO & TAPE

FUNCTIONAL SYMBOLS FA = 0 FC = 0 FP = 0	THIS DRAWING CONTAINS INFORMATION THAT IS PROPRIETARY TO MOLEX ELECTRONIC TECHNOLOGIES, LLC AND SHOULD NOT BE USED WITHOUT WRITTEN PERMISSION		CURRENT REV DESC:		
	DIMENSION UNITS	SCALE	EC NO: 711863		
	mm	1:1	DRWN: MFAN08 2022/06/13		
	GENERAL TOLERANCES (UNLESS SPECIFIED)		CHK'D: ALVINZ 2022/06/23		
DIVISIONAL SYMBOLS	ANGULAR TOL ± °		APPR: XQHE 2022/06/24		PRODUCT CUSTOMER DRAWING DOCUMENT NUMBER: 2166441000 DOC TYPE: PSD DOC PART: 000 REVISION: F1
	4 PLACES ±		INITIAL REVISION:		
	3 PLACES ±		DRWN: JRESENDEZ 2020/06/29		
	2 PLACES ±		APPR: XQHE 2020/12/22		
1 PLACE ±		DRAFT WHERE APPLICABLE MUST REMAIN WITHIN DIMENSIONS		SHEET NUMBER: 1 OF 4	
0 PLACES ±		THIRD ANGLE PROJECTION	DRAWING: C-SIZE	SERIES: 216644	MATERIAL NUMBER: SEE TABLE

# 18DP & 16SE (SINGLE ENDED) PINOUT

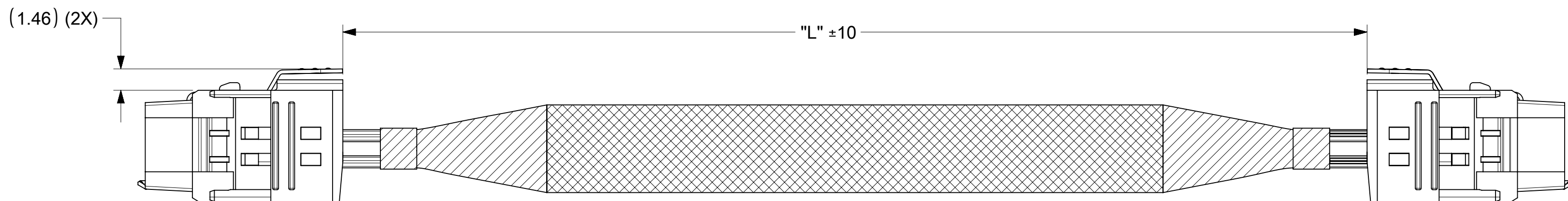

P1		P2	
CKT		CKT	
1	GND	28	GND
2	S	27	S
3	S	26	S
4	GND	25	GND
5	S	24	S
6	S	23	S
7	GND	22	GND
8	S	21	S
9	S	20	S
10	GND	19	GND
11	S	18	S
12	S	17	S
13	GND	16	GND
14	S	15	S
15	S	14	S
16	GND	13	GND
17	S	12	S
18	S	11	S
19	GND	10	GND
20	S	9	S
21	S	8	S
22	GND	7	GND
23	S	6	S
24	S	5	S
25	GND	4	GND
26	S	3	S
27	S	2	S
28	GND	1	GND
29	SE	36	SE
30	SE	35	SE
31	SE	34	SE
32	SE	33	SE
33	SE	32	SE
34	SE	31	SE
35	SE	30	SE
36	SE	29	SE

P1		P2	
CKT		CKT	
37	SE	44	SE
38	SE	43	SE
39	SE	42	SE
40	SE	41	SE
41	SE	40	SE
42	SE	39	SE
43	SE	38	SE
44	SE	37	SE
45	GND	72	GND
46	S	71	S
47	S	70	S
48	GND	69	GND
49	S	68	S
50	S	67	S
51	GND	66	GND
52	S	65	S
53	S	64	S
54	GND	63	GND
55	S	62	S
56	S	61	S
57	GND	60	GND
58	S	59	S
59	S	58	S
60	GND	57	GND
61	S	56	S
62	S	55	S
63	GND	54	GND
64	S	53	S
65	S	52	S
66	GND	51	GND
67	S	50	S
68	S	49	S
69	GND	48	GND
70	S	47	S
71	S	46	S
72	GND	45	GND



FUNCTIONAL SYMBOLS	THIS DRAWING CONTAINS INFORMATION THAT IS PROPRIETARY TO MOLEX ELECTRONIC TECHNOLOGIES, LLC AND SHOULD NOT BE USED WITHOUT WRITTEN PERMISSION							
	DIMENSION UNITS	SCALE	CURRENT REV DESC:					
$\nabla_A = 0$	mm	1:1	EC NO: 711863 DRWN: MFAN08 CHK'D: ALVINZ APPR: XQHE	2022/06/13				
$\nabla_C = 0$	GENERAL TOLERANCES (UNLESS SPECIFIED)			2022/06/23				
$\nabla_P = 0$	ANGULAR TOL ± °		2022/06/24					
DIVISIONAL SYMBOLS	4 PLACES	±	INITIAL REVISION:	2020/06/29				
	3 PLACES	±	DRWN: JRESENDEZ	2020/12/22				
	2 PLACES	±	APPR: XQHE	2020/12/22				
	1 PLACE	±						
DRAFT WHERE APPLICABLE MUST REMAIN WITHIN DIMENSIONS			THIRD ANGLE PROJECTION	DRAWING	SERIES	MATERIAL NUMBER	CUSTOMER	SHEET NUMBER
				C-SIZE	216644	SEE TABLE		2 OF 4
PRODUCT CUSTOMER DRAWING				DOCUMENT NUMBER	DOC TYPE	DOC PART	REVISION	
				2166441000	PSD	000	F1	

# THUMB LATCH DESIGN SHOWN



18DP & 16SE CABLE ASSEMBLY THUMB LATCH TYPE		
MATERIAL #	"L"	REMARK
2207540650	650	WITHOUT EXPANDO & TAPE
2202650650	650	WITH EXPANDO & TAPE

<b>FUNCTIONAL SYMBOLS</b> $\nabla_A = 0$ $\nabla_C = 0$ $\nabla_P = 0$	THIS DRAWING CONTAINS INFORMATION THAT IS PROPRIETARY TO MOLEX ELECTRONIC TECHNOLOGIES, LLC AND SHOULD NOT BE USED WITHOUT WRITTEN PERMISSION		
	DIMENSION UNITS	SCALE	CURRENT REV DESC:
	mm	1:1	EC NO: 711863
	GENERAL TOLERANCES (UNLESS SPECIFIED)		
<b>DIVISIONAL SYMBOLS</b>	ANGULAR TOL	± °	DRWN: MFAN08 2022/06/13
	4 PLACES	±	CHK'D: ALVINZ 2022/06/23
	3 PLACES	±	APPR: XQHE 2022/06/24
	2 PLACES	±	INITIAL REVISION:
1 PLACE	±	DRWN: JRESENDEZ 2020/06/29	
0 PLACES	±	APPR: XQHE 2020/12/22	
DRAFT WHERE APPLICABLE MUST REMAIN WITHIN DIMENSIONS	THIRD ANGLE PROJECTION	DRAWING	SERIES
		C-SIZE	216644
DOCUMENT NUMBER		DOC TYPE	DOC PART
2166441000		PSD	000
MATERIAL NUMBER		CUSTOMER	REVISION
SEE TABLE			F1
SHEET NUMBER			
3 OF 4			

**molex**

NEARSTACK VERTICAL PCIE CABLE ASSY

PRODUCT CUSTOMER DRAWING

REVISION HISTORY

DATE	REVISION	DESCRIPTION	ENGINEER
2020/12/22	A	INITIAL RELEASE	MARTIN FAN
2021/01/22	A1	ADD FULL LENGTH OPTIONS IN THE TABLE	MARTIN FAN
2021/04/15	B	REMOVE BLACK STRIPE FROM PULL TAB	MARTIN FAN
2021/06/21	C	CHANGE THE PULL TAB	MARTIN FAN
2021/08/03	C1	UPDATE HOUSING MODEL TO REFLECT THE LATEST VIEWS	MARTIN FAN
2021/10/25	D	ADD AND DESIGN SHORT PULL TAB FOR PCIE VT	MARTIN FAN
2021/01/04	E	UPDATE THE PN TABLE TO INCLUDE NEW PN FOR DIRECT SHIPMENT	MARTIN FAN
2022/03/18	E1	ADD NEW SERIES# 220753 AND 220754 FOR DONOR THAT WILL BE SHIPPED DIRECTLY AND REMOVE THE SHORT PULL TAB TYPE	MARTIN FAN
2022/04/18	F	ADDED STIFFENER TO BE OVER-MOLDED INTO THE HOUSING AND CHANGE THE BRACKET	MARTIN FAN
2022/06/14	F1	ADD 2207530500 AND 2202540500 INTO PN CHART AT SHEET 1 ; REVISED CABLE LENGTH TOLERANCE TO ±10MM	MARTIN FAN

FUNCTIONAL SYMBOLS	THIS DRAWING CONTAINS INFORMATION THAT IS PROPRIETARY TO MOLEX ELECTRONIC TECHNOLOGIES, LLC AND SHOULD NOT BE USED WITHOUT WRITTEN PERMISSION		
	DIMENSION UNITS	SCALE	CURRENT REV DESC:
= 0	mm	1:1	EC NO: 711863 DRWN: MFAN08 2022/06/13 CHK'D: ALVINZ 2022/06/23 APPR: XQHE 2022/06/24 INITIAL REVISION: DRWN: JRESENDEZ 2020/06/29 APPR: XQHE 2020/12/22
= 0	GENERAL TOLERANCES (UNLESS SPECIFIED)		
= 0	ANGULAR TOL ± °		
DIVISIONAL SYMBOLS	4 PLACES ±		
	3 PLACES ±		PRODUCT CUSTOMER DRAWING DOCUMENT NUMBER <b>2166441000</b>
	2 PLACES ±		
	1 PLACE ±		DOC PART 000
	0 PLACES ±		REVISION <b>F1</b>
DRAFT WHERE APPLICABLE MUST REMAIN WITHIN DIMENSIONS	THIRD ANGLE PROJECTION	DRAWING	SHEET NUMBER
		C-SIZE	4 OF 4
		SERIES	
		216644	
		MATERIAL NUMBER	
		SEE TABLE	
		CUSTOMER	

**molex**

NEARSTACK VERTICAL PCIE CABLE ASSY

PRODUCT CUSTOMER DRAWING

2166441000

PSD 000 F1

DOCUMENT STATUS	P1	RELEASE DATE	2022/06/24 04:36:38
-----------------	----	--------------	---------------------