

## Performance Specification

| Model           | V <sub>max</sub> | I <sub>max</sub> | I <sub>hold</sub><br>@25°C | I <sub>trip</sub><br>@25°C | P <sub>d</sub><br>Typ. | Maximum      |       | Resistance                |                          |
|-----------------|------------------|------------------|----------------------------|----------------------------|------------------------|--------------|-------|---------------------------|--------------------------|
|                 |                  |                  |                            |                            |                        | Time To Trip |       |                           |                          |
|                 | (V dc)           | (A)              | (A)                        | (A)                        | (W)                    | Current      | Time  | R <sub>i min</sub><br>(Ω) | R <sub>1max</sub><br>(Ω) |
|                 |                  |                  |                            |                            |                        | (A)          | (Sec) |                           |                          |
| JSMD1812-010    | 30.0             | 100              | 0.10                       | 0.30                       | 0.8                    | 0.5          | 1.50  | 0.750                     | 15.000                   |
| JSMD1812-010/60 | 60.0             | 100              | 0.10                       | 0.30                       | 0.8                    | 0.5          | 1.50  | 0.750                     | 15.000                   |
| JSMD1812-014    | 60.0             | 100              | 0.14                       | 0.34                       | 0.8                    | 1.5          | 0.15  | 0.650                     | 6.000                    |
| JSMD1812-020    | 30.0             | 100              | 0.20                       | 0.40                       | 0.8                    | 8.0          | 0.02  | 0.350                     | 5.000                    |
| JSMD1812-020/60 | 60.0             | 100              | 0.20                       | 0.40                       | 0.8                    | 8.0          | 0.02  | 0.350                     | 5.000                    |
| JSMD1812-030    | 30.0             | 100              | 0.30                       | 0.60                       | 0.8                    | 8.0          | 0.10  | 0.250                     | 3.000                    |
| JSMD1812-035    | 30.0             | 100              | 0.35                       | 0.70                       | 0.8                    | 8.0          | 0.10  | 0.350                     | 1.800                    |
| JSMD1812-035/60 | 60.0             | 100              | 0.35                       | 0.70                       | 0.8                    | 8.0          | 0.10  | 0.350                     | 2.000                    |
| JSMD1812-050    | 16.0             | 100              | 0.50                       | 1.00                       | 0.8                    | 8.0          | 0.15  | 0.150                     | 1.000                    |
| JSMD1812-050/30 | 30.0             | 100              | 0.50                       | 1.00                       | 0.8                    | 8.0          | 0.15  | 0.150                     | 1.000                    |
| JSMD1812-050/60 | 60.0             | 100              | 0.50                       | 1.00                       | 0.8                    | 8.0          | 0.15  | 0.150                     | 1.000                    |
| JSMD1812-075    | 16.0             | 100              | 0.75                       | 1.50                       | 0.8                    | 8.0          | 0.20  | 0.090                     | 0.450                    |
| JSMD1812-075/24 | 24.0             | 100              | 0.75                       | 1.50                       | 0.8                    | 8.0          | 0.20  | 0.090                     | 0.450                    |
| JSMD1812-075/33 | 33.0             | 100              | 0.75                       | 1.50                       | 0.8                    | 8.0          | 0.20  | 0.090                     | 0.450                    |
| JSMD1812-110    | 8.0              | 100              | 1.10                       | 2.20                       | 0.8                    | 8.0          | 0.30  | 0.050                     | 0.250                    |
| JSMD1812-110/12 | 12.0             | 100              | 1.10                       | 2.20                       | 0.8                    | 8.0          | 0.30  | 0.050                     | 0.250                    |
| JSMD1812-110/16 | 16.0             | 100              | 1.10                       | 2.20                       | 0.8                    | 8.0          | 0.30  | 0.050                     | 0.250                    |
| JSMD1812-110/24 | 24.0             | 100              | 1.10                       | 2.20                       | 0.8                    | 8.0          | 0.30  | 0.050                     | 0.250                    |
| JSMD1812-110/33 | 33.0             | 100              | 1.10                       | 2.20                       | 0.8                    | 8.0          | 0.30  | 0.050                     | 0.250                    |
| JSMD1812-125    | 8.0              | 100              | 1.25                       | 2.50                       | 0.8                    | 8.0          | 0.40  | 0.050                     | 0.140                    |
| JSMD1812-125/12 | 12.0             | 100              | 1.25                       | 2.50                       | 0.8                    | 8.0          | 0.40  | 0.050                     | 0.140                    |
| JSMD1812-125/16 | 16.0             | 100              | 1.25                       | 2.50                       | 0.8                    | 8.0          | 0.40  | 0.050                     | 0.140                    |
| JSMD1812-150    | 8.0              | 100              | 1.50                       | 3.00                       | 0.8                    | 8.0          | 0.50  | 0.040                     | 0.160                    |
| JSMD1812-150/12 | 12.0             | 100              | 1.50                       | 3.00                       | 0.8                    | 8.0          | 0.50  | 0.040                     | 0.160                    |
| JSMD1812-150/16 | 16.0             | 100              | 1.50                       | 3.00                       | 0.8                    | 8.0          | 0.50  | 0.040                     | 0.160                    |
| JSMD1812-150/24 | 24.0             | 100              | 1.50                       | 3.00                       | 0.8                    | 8.0          | 0.50  | 0.040                     | 0.160                    |
| JSMD1812-160    | 8.0              | 100              | 1.60                       | 2.80                       | 0.8                    | 8.0          | 1.00  | 0.030                     | 0.130                    |
| JSMD1812-160/12 | 12.0             | 100              | 1.60                       | 2.80                       | 0.8                    | 8.0          | 1.00  | 0.030                     | 0.130                    |
| JSMD1812-160/16 | 16.0             | 100              | 1.60                       | 2.80                       | 0.8                    | 8.0          | 1.00  | 0.030                     | 0.130                    |
| JSMD1812-200    | 8.0              | 100              | 2.00                       | 4.00                       | 0.8                    | 8.0          | 2.00  | 0.020                     | 0.100                    |
| JSMD1812-200/12 | 12.0             | 100              | 2.00                       | 4.00                       | 0.8                    | 8.0          | 2.00  | 0.020                     | 0.100                    |
| JSMD1812-200/16 | 16.0             | 100              | 2.00                       | 4.00                       | 0.8                    | 8.0          | 2.00  | 0.020                     | 0.100                    |

## JSMD 1812 Series Surface Mount PTC Devices

|                 |      |     |      |      |     |     |      |       |       |
|-----------------|------|-----|------|------|-----|-----|------|-------|-------|
| JSMD1812-200/24 | 24.0 | 100 | 2.00 | 4.00 | 1.0 | 8.0 | 2.00 | 0.020 | 0.110 |
| JSMD1812-250    | 8.0  | 100 | 2.50 | 5.00 | 0.8 | 8.0 | 5.00 | 0.015 | 0.075 |
| JSMD1812-250/12 | 12.0 | 100 | 2.50 | 5.00 | 0.8 | 8.0 | 5.00 | 0.015 | 0.075 |
| JSMD1812-250/16 | 16.0 | 100 | 2.50 | 5.00 | 0.8 | 8.0 | 5.00 | 0.015 | 0.075 |
| JSMD1812-250/24 | 24.0 | 40  | 2.50 | 5.00 | 1.0 | 8.0 | 5.00 | 0.015 | 0.075 |
| JSMD1812-260    | 8.0  | 100 | 2.60 | 5.00 | 0.8 | 8.0 | 2.50 | 0.015 | 0.050 |
| JSMD1812-260/12 | 12.0 | 100 | 2.60 | 5.00 | 0.8 | 8.0 | 2.50 | 0.015 | 0.050 |
| JSMD1812-260/16 | 16.0 | 100 | 2.60 | 5.00 | 0.8 | 8.0 | 2.50 | 0.015 | 0.050 |
| JSMD1812-300    | 6.0  | 100 | 3.00 | 5.00 | 0.8 | 8.0 | 4.00 | 0.012 | 0.040 |
| JSMD1812-300/8  | 8.0  | 100 | 3.00 | 5.00 | 0.8 | 8.0 | 4.00 | 0.012 | 0.040 |
| JSMD1812-300/16 | 16.0 | 100 | 3.00 | 6.00 | 1.0 | 8.0 | 4.00 | 0.012 | 0.060 |

V max = Maximum operating voltage device can withstand without damage at rated current (I<sub>max</sub>).

I max = Maximum fault current device can withstand without damage at rated voltage (V<sub>max</sub>).

I hold = Hold Current. Maximum current device will not trip in 25°C still air.

I trip = Trip Current. Minimum current at which the device will always trip in 25°C still air.

Pd = Power dissipation when device is in the tripped state in 25°C still air environment at rated voltage.

Ri min/max = Minimum/Maximum device resistance prior to tripping at 25°C.



R1max = Maximum device resistance is measured one hour post reflow.

CAUTION : Operation beyond the specified ratings may result in damage and possible arcing and flame.

## Environmental Specifications

| Test   | Conditions                  | Resistance change |
|--|-----------------------------|-------------------|
| Passive aging  | +85°C, 1000 hrs.            | ±5% typical       |
| Humidity aging   | +85°C, 85% R.H. , 168 hours | ±5% typical       |
| Thermal shock  | +85°C to -40°C, 20 times    | ±33% typical      |
| Resistance to solvent  | MIL-STD-202, Method 215     | No change         |
| Vibration  | MIL-STD-202, Method 201     | No change         |
| Ambient operating conditions : - 40 °C to +85 °C                         |                             |                   |
| Maximum surface temperature of the device in the tripped state is 125 °C |                             |                   |

## Agency Approval and Environmental Compliance

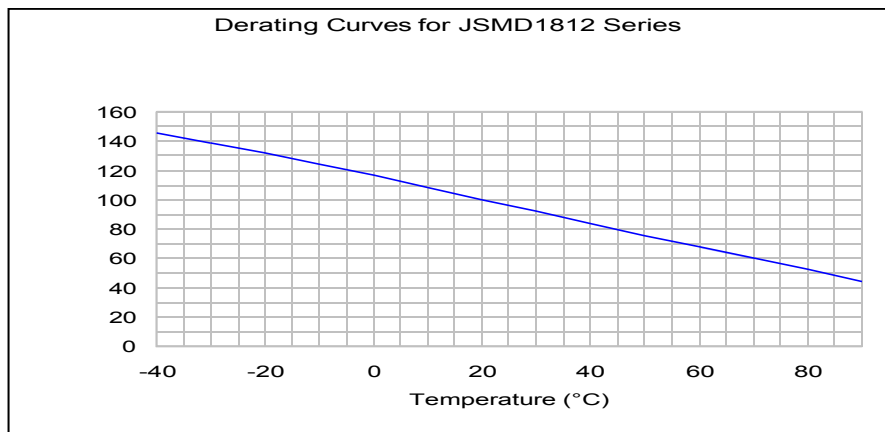
| Agency | File Number | Regulation   | Standard          |
|--------|-------------|--|-------------------|
| UL     | EN217453    |  | <b>2002/95/EC</b> |
| TUV    | pending     |  | <b>EN14582</b>    |

## Thermal Derating Chart

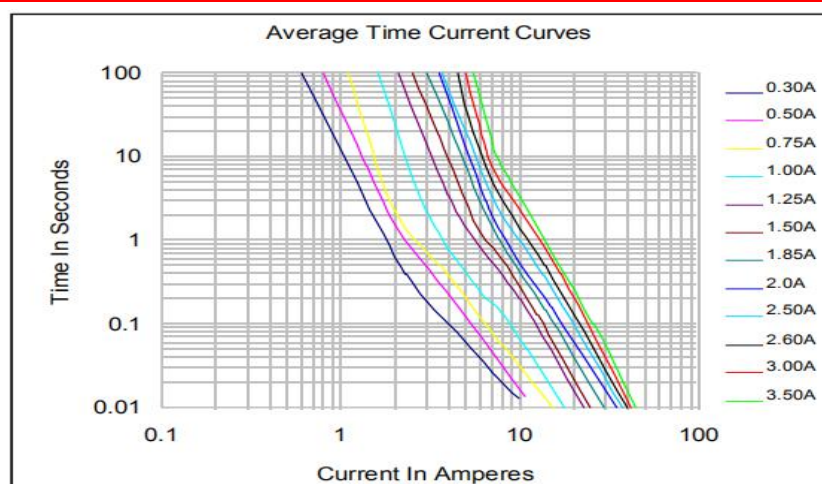
Recommended Hold Current(A) at Ambient Temperature(°C)

| Model        | Ambient Operation Temperature |       |      |      |      |      |      |      |      |
|--------------|-------------------------------|-------|------|------|------|------|------|------|------|
|              | -40°C                         | -20°C | 0°C  | 25°C | 40°C | 50°C | 60°C | 70°C | 85°C |
| JSMD1812-010 | 0.16                          | 0.14  | 0.12 | 0.10 | 0.08 | 0.07 | 0.06 | 0.05 | 0.03 |
| JSMD1812-014 | 0.23                          | 0.19  | 0.17 | 0.14 | 0.12 | 0.10 | 0.09 | 0.08 | 0.06 |
| JSMD1812-020 | 0.29                          | 0.26  | 0.23 | 0.20 | 0.17 | 0.15 | 0.14 | 0.12 | 0.10 |
| JSMD1812-030 | 0.44                          | 0.39  | 0.35 | 0.30 | 0.26 | 0.23 | 0.21 | 0.18 | 0.15 |
| JSMD1812-035 | 0.50                          | 0.45  | 0.40 | 0.35 | 0.30 | 0.26 | 0.24 | 0.20 | 0.16 |
| JSMD1812-050 | 0.59                          | 0.57  | 0.55 | 0.50 | 0.45 | 0.43 | 0.35 | 0.30 | 0.23 |
| JSMD1812-075 | 1.10                          | 0.99  | 0.87 | 0.75 | 0.63 | 0.57 | 0.49 | 0.45 | 0.35 |
| JSMD1812-110 | 1.60                          | 1.45  | 1.28 | 1.10 | 0.92 | 0.83 | 0.71 | 0.66 | 0.52 |
| JSMD1812-125 | 2.00                          | 1.75  | 1.52 | 1.25 | 1.00 | 0.95 | 0.90 | 0.75 | 0.53 |
| JSMD1812-150 | 2.30                          | 2.05  | 1.77 | 1.50 | 1.23 | 1.09 | 0.95 | 0.82 | 0.61 |
| JSMD1812-160 | 2.10                          | 1.96  | 1.88 | 1.60 | 1.26 | 1.12 | 0.98 | 0.84 | 0.63 |
| JSMD1812-200 | 2.88                          | 2.61  | 2.25 | 2.00 | 1.80 | 1.66 | 1.45 | 1.09 | 0.80 |
| JSMD1812-250 | 3.27                          | 3.04  | 2.88 | 2.50 | 2.21 | 2.07 | 1.92 | 1.78 | 1.57 |
| JSMD1812-260 | 3.90                          | 3.42  | 2.96 | 2.60 | 2.33 | 2.07 | 1.94 | 1.35 | 1.00 |
| JSMD1812-300 | 4.15                          | 3.76  | 3.46 | 3.00 | 2.55 | 2.28 | 2.01 | 1.61 | 1.33 |

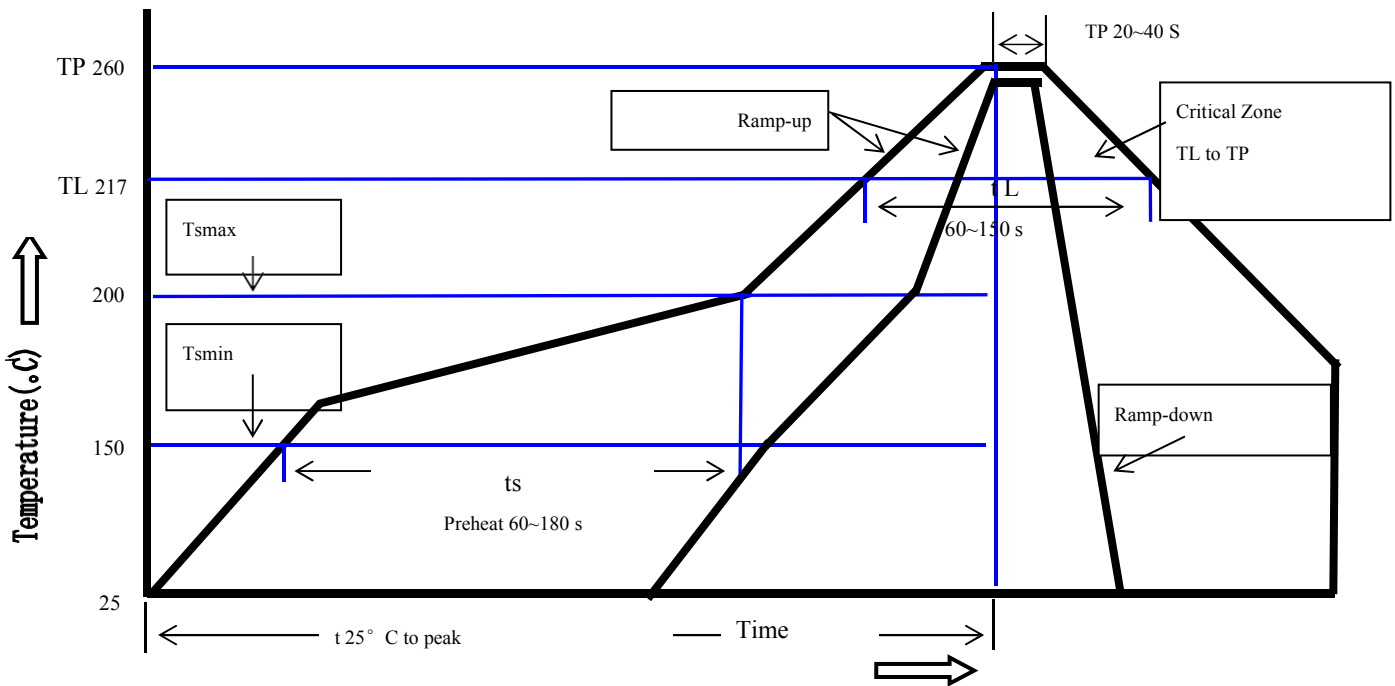
## Thermal Derating Curve



## Average Time-Current Curve



## Soldering Parameters



| Profile Feature                     | Pb-Free Assembly |
|-------------------------------------|------------------|
| Average Ramp-Up Rate(Ts max to T p) | 3°C/second max.  |
| Preheat                             |                  |
| -Temperature Min(Ts min)            | 150°C            |
| -Temperature Max(Ts max)            | 200°C            |
| -Time(Ts min to Ts max)             | 60~180 seconds   |
| Time maintained above:              |                  |
| -Temperature(TL)                    | 217°C            |
| -Time(tL)                           | 60~150 seconds   |
| Peak Temperature(Tp)                | 260°C            |
| Ramp-Down Rate                      | 6°C/second max.  |
| Time 25°C to Peak Temperature       | 8 minutes max    |
| Storage Condition                   | 0°C~35°C, ≤70%RH |

Recommended reflow methods: IR, vapor phase oven, hot air oven, N2 environment for lead-free

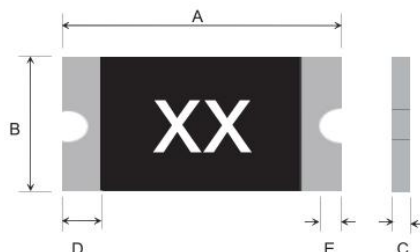
Recommended maximum paste thickness is 0.25mm

Devices can be cleaned using standard industry methods and solvents.

Note 1: All temperature refer to topside of the package, measured on the package body surface.

Note 2: If reflow temperatures exceed the recommended profile, devices may not meet the performance requirements.

## Physical Dimensions(mm.)



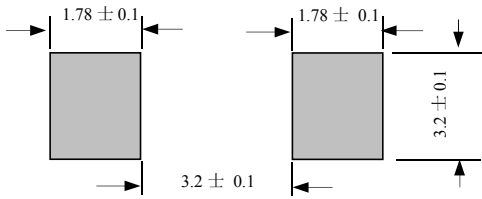
| Model           | A    |      | B    |      | C    |      | D    | E    |
|-----------------|------|------|------|------|------|------|------|------|
|                 | Min. | Max. | Min. | Max. | Min. | Max. | Min. | Min. |
| JSMD1812-010    | 4.37 | 4.73 | 3.07 | 3.41 | 0.50 | 1.00 | 0.30 | 0.25 |
| JSMD1812-010/60 | 4.37 | 4.73 | 3.07 | 3.41 | 0.50 | 1.00 | 0.30 | 0.25 |
| JSMD1812-014    | 4.37 | 4.73 | 3.07 | 3.41 | 0.50 | 1.30 | 0.30 | 0.25 |
| JSMD1812-020    | 4.37 | 4.73 | 3.07 | 3.41 | 0.50 | 1.30 | 0.30 | 0.25 |
| JSMD1812-020/60 | 4.37 | 4.73 | 3.07 | 3.41 | 0.50 | 1.00 | 0.30 | 0.25 |
| JSMD1812-030    | 4.37 | 4.73 | 3.07 | 3.41 | 0.50 | 1.30 | 0.30 | 0.25 |
| JSMD1812-035    | 4.37 | 4.73 | 3.07 | 3.41 | 0.65 | 1.15 | 0.30 | 0.25 |
| JSMD1812-035/60 | 4.37 | 4.73 | 3.07 | 3.41 | 1.00 | 1.50 | 0.30 | 0.25 |
| JSMD1812-050    | 4.37 | 4.73 | 3.07 | 3.41 | 0.40 | 0.90 | 0.30 | 0.25 |
| JSMD1812-050/30 | 4.37 | 4.73 | 3.07 | 3.41 | 0.40 | 0.90 | 0.30 | 0.25 |
| JSMD1812-050/60 | 4.37 | 4.73 | 3.07 | 3.41 | 1.10 | 1.80 | 0.30 | 0.25 |
| JSMD1812-075    | 4.37 | 4.73 | 3.07 | 3.41 | 0.40 | 0.90 | 0.30 | 0.25 |
| JSMD1812-075/24 | 4.37 | 4.73 | 3.07 | 3.41 | 0.60 | 1.30 | 0.30 | 0.25 |
| JSMD1812-075/33 | 4.37 | 4.73 | 3.07 | 3.41 | 0.60 | 1.30 | 0.30 | 0.25 |
| JSMD1812-110    | 4.37 | 4.73 | 3.07 | 3.41 | 0.40 | 0.90 | 0.30 | 0.25 |
| JSMD1812-110/12 | 4.37 | 4.73 | 3.07 | 3.41 | 0.40 | 0.90 | 0.30 | 0.25 |
| JSMD1812-110/16 | 4.37 | 4.73 | 3.07 | 3.41 | 0.60 | 1.30 | 0.30 | 0.25 |
| JSMD1812-110/24 | 4.37 | 4.73 | 3.07 | 3.41 | 0.60 | 1.30 | 0.30 | 0.25 |
| JSMD1812-110/33 | 4.37 | 4.73 | 3.07 | 3.41 | 1.10 | 1.80 | 0.30 | 0.25 |
| JSMD1812-125    | 4.37 | 4.73 | 3.07 | 3.41 | 0.60 | 1.30 | 0.30 | 0.25 |
| JSMD1812-125/12 | 4.37 | 4.73 | 3.07 | 3.41 | 0.60 | 1.30 | 0.30 | 0.25 |
| JSMD1812-125/16 | 4.37 | 4.73 | 3.07 | 3.41 | 0.65 | 1.15 | 0.30 | 0.25 |
| JSMD1812-150    | 4.37 | 4.73 | 3.07 | 3.41 | 0.40 | 0.90 | 0.30 | 0.25 |
| JSMD1812-150/12 | 4.37 | 4.73 | 3.07 | 3.41 | 0.35 | 0.85 | 0.30 | 0.25 |
| JSMD1812-150/16 | 4.37 | 4.73 | 3.07 | 3.41 | 0.60 | 1.30 | 0.30 | 0.25 |
| JSMD1812-150/24 | 4.37 | 4.73 | 3.07 | 3.41 | 0.40 | 1.20 | 0.30 | 0.25 |
| JSMD1812-160    | 4.37 | 4.73 | 3.07 | 3.41 | 0.40 | 0.90 | 0.30 | 0.25 |
| JSMD1812-160/12 | 4.37 | 4.73 | 3.07 | 3.41 | 0.35 | 0.85 | 0.30 | 0.25 |
| JSMD1812-160/16 | 4.37 | 4.73 | 3.07 | 3.41 | 1.10 | 1.80 | 0.30 | 0.25 |
| JSMD1812-200    | 4.37 | 4.73 | 3.07 | 3.41 | 0.60 | 1.30 | 0.30 | 0.25 |
| JSMD1812-200/12 | 4.37 | 4.73 | 3.07 | 3.41 | 0.65 | 1.15 | 0.30 | 0.25 |
| JSMD1812-200/16 | 4.37 | 4.73 | 3.07 | 3.41 | 1.10 | 1.80 | 0.30 | 0.25 |
| JSMD1812-200/24 | 4.37 | 4.73 | 3.07 | 3.41 | 0.85 | 1.35 | 0.30 | 0.20 |
| JSMD1812-250    | 4.37 | 4.73 | 3.07 | 3.41 | 0.35 | 0.85 | 0.30 | 0.25 |
| JSMD1812-250/12 | 4.37 | 4.73 | 3.07 | 3.41 | 0.65 | 1.15 | 0.30 | 0.25 |
| JSMD1812-250/16 | 4.37 | 4.73 | 3.07 | 3.41 | 1.00 | 1.50 | 0.30 | 0.20 |
| JSMD1812-250/24 | 4.37 | 4.73 | 3.07 | 3.41 | 1.00 | 1.50 | 0.30 | 0.25 |
| JSMD1812-260    | 4.37 | 4.73 | 3.07 | 3.41 | 0.50 | 1.30 | 0.30 | 0.25 |
| JSMD1812-260/12 | 4.37 | 4.73 | 3.07 | 3.41 | 0.65 | 1.15 | 0.30 | 0.25 |
| JSMD1812-260/16 | 4.37 | 4.73 | 3.07 | 3.41 | 1.00 | 1.50 | 0.30 | 0.25 |
| JSMD1812-300    | 4.37 | 4.73 | 3.07 | 3.41 | 0.50 | 1.30 | 0.30 | 0.25 |
| JSMD1812-300/8  | 4.37 | 4.73 | 3.07 | 3.41 | 1.00 | 1.50 | 0.30 | 0.25 |
| JSMD1812-300/16 | 4.37 | 4.73 | 3.07 | 3.41 | 0.85 | 1.35 | 0.30 | 0.20 |

### Termination Pad Characteristics

Terminal pad materials: Tin-plated Nickel-Copper

Terminal pad solder ability: Meets EIA specification RS186-9E and ANSI/J-STD-002 Category 3.

## Recommended Pad Layout (mm.)



## Packaging Quantity

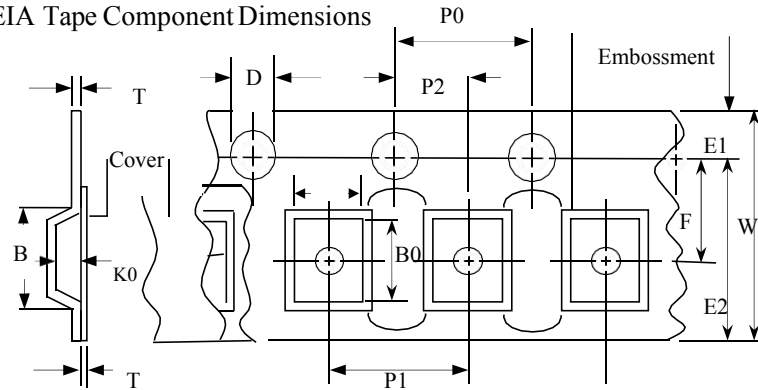
| Part Number | Quantity       |
|-------------|----------------|
| 1812 Series | 1,500 pcs/reel |

Tape & reel packaging per EIA481-1

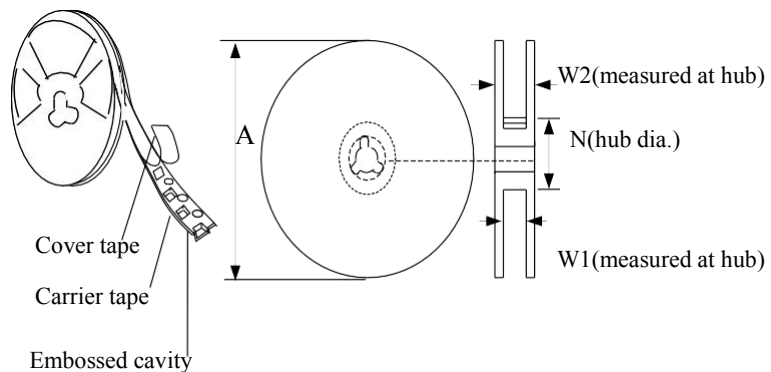
## Tape And Reel Specifications (mm)

| Governing Specifications | EIA 481-1      |
|--------------------------|----------------|
| W                        | 12 ± 0.3       |
| P0                       | 4.0 ± 0.10     |
| P1                       | 8.0 ± 0.10     |
| P2                       | 2.0 ± 0.05     |
| A0                       | 3.5 ± 0.10     |
| B0                       | 5.1 ± 0.10     |
| B1max.                   | 5.9            |
| D0                       | 1.50 + 0.1, -0 |
| F                        | 5.5 ± 0.05     |
| E1                       | 1.75 ± 0.10    |
| E2min.                   | 10.25          |
| T                        | 0.6            |
| T1max.                   | 0.1            |
| K0                       | 0.9 ± 0.1      |
| Leader min.              | 390            |
| Trailer min.             | 160            |
| <b>Reel Dimensions</b>   |                |
| A max.                   | 178            |
| N min.                   | 60             |
| W1                       | 12.4 ± 0.5     |
| W2                       | 18.4           |

EIA Tape Component Dimensions



EIA Reel Dimensions

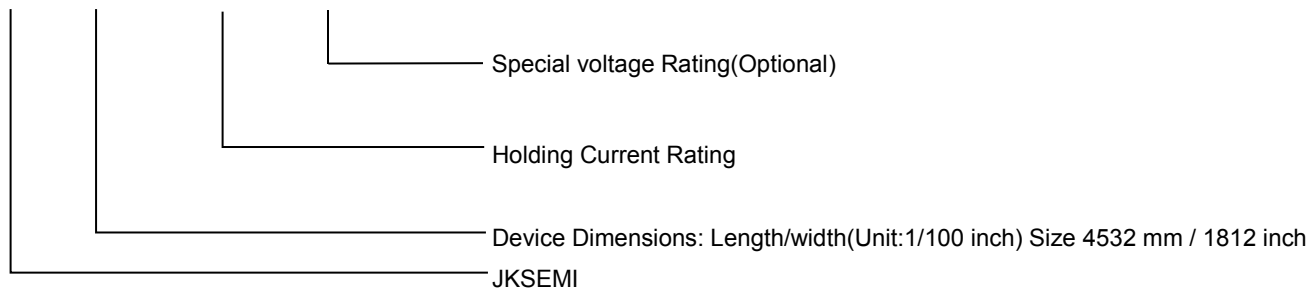


### Storage And Handling

- Storage conditions: 35°C max, 70% R.H.
- Devices may not meet specified performance if storage conditions are exceeded.

## Part Number System

J SMD1812-□□□ / □□



## Cross Reference

| JKSEMI          | Cross Reference |             |                        |                            |             |
|-----------------|-----------------|-------------|------------------------|----------------------------|-------------|
|                 | TYCO/Raychem    | Littelfuse  | Bourns /<br>Multifuse® | Polytronics /<br>EVERFUSE® | SEA-LAND    |
| JSMD1812-010    | miniSMDC010F    | 1812L010    | MF-MSMF010             | SMD1812P010TF              | mSMD010     |
| JSMD1812-010/60 | -               | 1812L010/60 | -                      | SMD1812P010TF/60           | mSMD010-60V |
| JSMD1812-014    | miniSMDC014F    | 1812L014    | MF-MSMF014             | SMD1812P014TF              | mSMD014     |
| JSMD1812-020    | miniSMDC020F    | 1812L020    | MF-MSMF020             | SMD1812P020TF              | mSMD020     |
| JSMD1812-020/60 | -               | 1812L020/60 | MF-MSMF020/60          | -                          | mSMD020-60V |
| JSMD1812-030    | miniSMDC030F    | -           | MF-MSMF030             | -                          | mSMD030     |
| JSMD1812-035    | -               | -           | -                      | -                          | -           |
| JSMD1812-035/60 | -               | -           | -                      | SMD1812P035TF/60           | -           |
| JSMD1812-050    | miniSMDC050F    | 1812L050    | MF-MSMF050             | SMD1812P050TF              | mSMD050     |
| JSMD1812-050/30 | -               | 1812L050/30 | MF-MSMF050/30X         | SMD1812P050TF/30           | -           |
| JSMD1812-050/60 | -               | 1812L050/60 | -                      | SMD1812P050TF/60           | mSMD050-60V |
| JSMD1812-075    | miniSMDC075F    | 1812L075    | MF-MSMF075             | SMD1812P075TF              | mSMD075     |
| JSMD1812-075/24 | miniSMDC075F/24 | 1812L075/24 | MF-MSMF075/24          | SMD1812P075TF/24           | mSMD075-24V |
| JSMD1812-075/33 | miniSMDC075F/33 | 1812L075/33 | MF-MSMF075/33X         | SMD1812P075TF/33           | mSMD075-33V |
| JSMD1812-110    | -               | 1812L110    | MF-MSMF110             | SMD1812P110TF              | mSMD110     |
| JSMD1812-110/12 | -               | 1812L110    | -                      | -                          | -           |
| JSMD1812-110/16 | miniSMDC110F/16 | 1812L110/16 | MF-MSMF110/16          | SMD1812P110TF/16           | mSMD110-16V |
| JSMD1812-110/24 | miniSMDC110F/24 | 1812L110/24 | MF-MSMF110/24X         | SMD1812P110TF/24           | mSMD110-24V |
| JSMD1812-110/33 | -               | 1812L110/33 | -                      | SMD1812P110TF/33           | mSMD110-33V |
| JSMD1812-125    | miniSMDC125F    | -           | MF-MSMF125             | -                          | mSMD125     |
| JSMD1812-125/12 | -               | -           | -                      | -                          | -           |
| JSMD1812-125/16 | miniSMDC125F/16 | 1812L125/16 | -                      | SMD1812P125TF/16           | -           |
| JSMD1812-260    | miniSMDC260F    | 1812L260    | -                      | -                          | mSMD260     |
| JSMD1812-260/12 | miniSMDC260F/12 | 1812L260/12 | -                      | -                          | -           |
| JSMD1812-260/16 | miniSMDC260F/16 | 1812L260/16 | MF-MSMF260             | SMD1812P260TFT             | -           |
| JSMD1812-300    | miniSMDC300F    | 1812L300    | -                      | SMD1812P300TFT             | mSMD300     |
| JSMD1812-300/8  | -               | -           | -                      | -                          | -           |

“Raychem” is a registered trademark of Tyco Electronics.

“Littelfuse” is a registered trademark of Littelfuse

“Multifuse” is a registered trademark of bourns,Inc.

“EVERFUSE” is a registered trademark of Polytronics Technology Corp.

“SEA-LAND” is a registered trademark of Sea-Land electronic corp.

Website: <http://www.jksemit.com>

For additional information, please contact your local Sales Representative.

©Copyright 2021, jksemit



is a registered trademark of jksemit All rights are reserved