

# LC SERIES

CONSTANT CURRENT LED DRIVERS

## GENERAL INFORMATION

LED Drive Type	Constant Current Class 2
Maximum Wattage	50W
Input Voltage	120-277 VAC (+/-10%)
Input Frequency	50/60 Hz
Power Factor @ Full Load	>0.9
Efficiency @ Full Load	Up to 86% (See chart)
THD	<20%
Start-Up Time	<750ms (0-10V SKUs), <500ms (Dual Dim SKUs)
Output Current Tolerance	5%
Line Regulation	1%
Load Regulation (Max Load)	2%
Ripple Current Rating	<10%
Dimming	0-10V (Min 10%), ELV/0-10V (Min 10%)
Output Over Current Protection	Hiccup Mode
Output Short-Circuit Protection	Hiccup Mode
Over Temperature Protection	Auto-Recovery
EMI Compliance	FCC Part 15 Class B

## ELECTRICAL SPECIFICATIONS

Max. Power	Rated Current	Output Voltage (VDC)	Input Voltage	Dimming Type	Input Power	Input Current	Efficiency	Part Number
50W	<b>Dimming Models</b>							
	**700mA	36-71 VDC	120 - 277 VAC	0-10V Dimming	60W	0.55/ 0.25A	86%	LC50-0700Z-UNV-T
	*1050mA	24-48 VDC						LC50-1050Z-UNV-T
	1400mA	17-35 VDC						LC50-1400Z-UNV-T
	<b>Dual-Dimming Models</b>							
	*1050mA	24-48 VDC	120 - 277 VAC	Dual Dimming	60W	0.52/ 0.24A	85%	LC50-1050D-UNV-T
1200mA	21-42 VDC	LC50-1200D-UNV-T						
1400mA	18-36 VDC	LC50-1400D-UNV-T						

Custom output current available on a Made to Order basis.

\*\*Non-Class 2 \*Class 2 US Only

## CONSTANT CURRENT LED DRIVER CASE STYLE T: POLYCARBONATE



## ENVIRONMENTAL SPECIFICATIONS

Minimum Operating Temp.	-40° C
Maximum Case Temp.	+90° C
Maximum Storage Temp.	+85° C
Maximum Relative Humidity	95% Non-condensing
Transient Protection	2kV
UL Environment Rating	Dry & Damp
Sound Rating	Class A

## APPROVALS



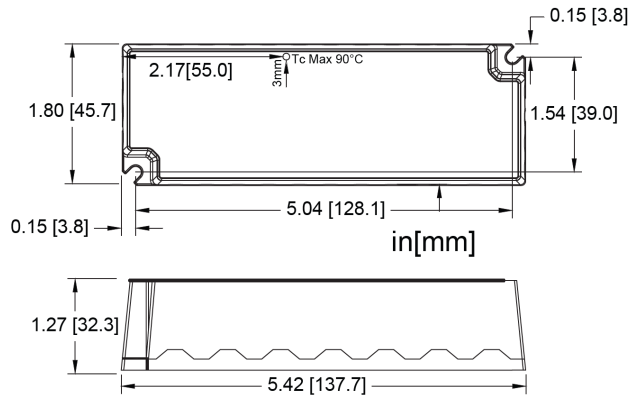
## WARRANTY

- 5 year limited warranty

# LC SERIES

CONSTANT CURRENT LED DRIVERS

## SIZING INFORMATION: CASE STYLE T



Specifications subject to change without notice.

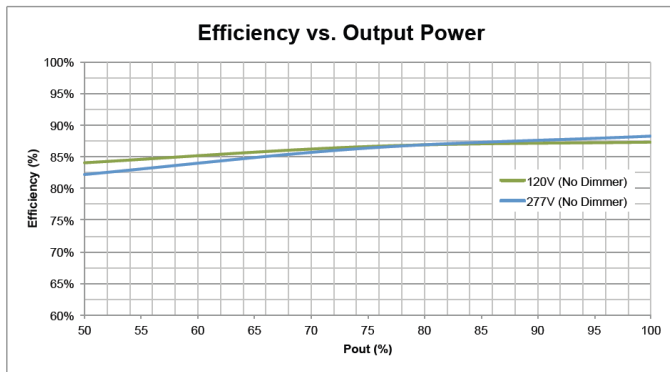
## WIRING INFORMATION

<b>Input</b>	12" Black (L), White (N) #18AWG
<b>Output</b>	12" Red (+), Blue (-) #22AWG
<b>Dimming</b>	12" Purple (+), Pink (-) #22 AWG

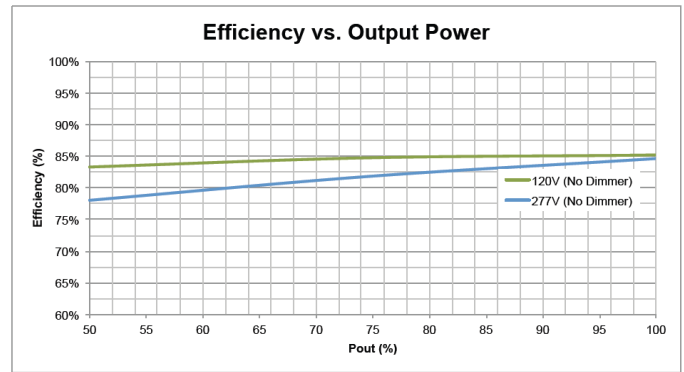
## PACKAGING INFORMATION

<b>Package Weight</b>	11oz
<b>Quantity</b>	40pcs/carton

## PERFORMANCE CURVES



Measurements made on model LC50-1050Z-UNV-T.

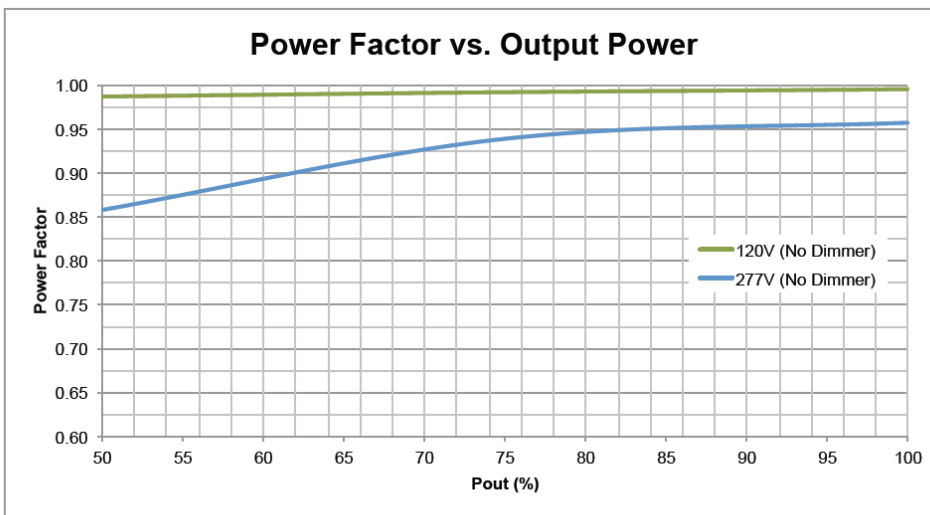


Measurements made on model LC50-1200D-UNV-T.  
Efficiency and PF measured at 25°C.

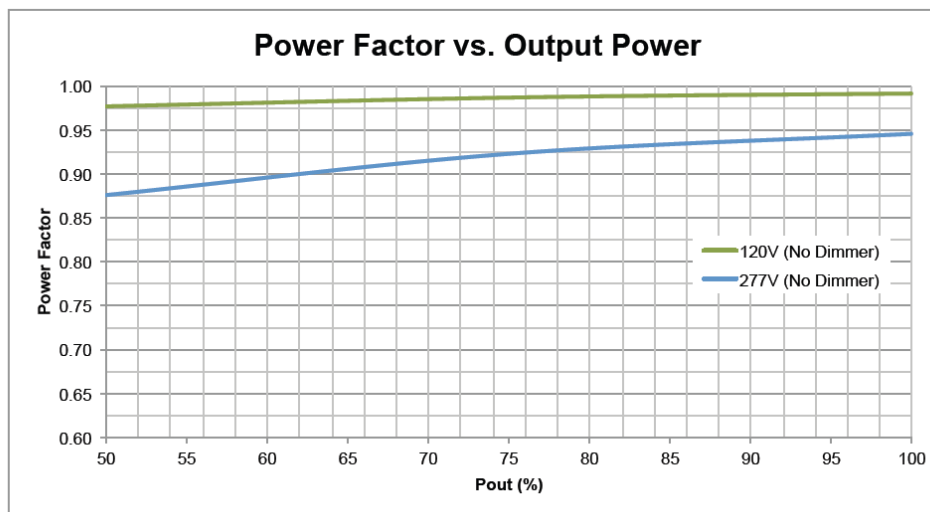
# LC SERIES

CONSTANT CURRENT LED DRIVERS

## PERFORMANCE CURVES



Measurements made on model LC50-1050Z-UNV-T.

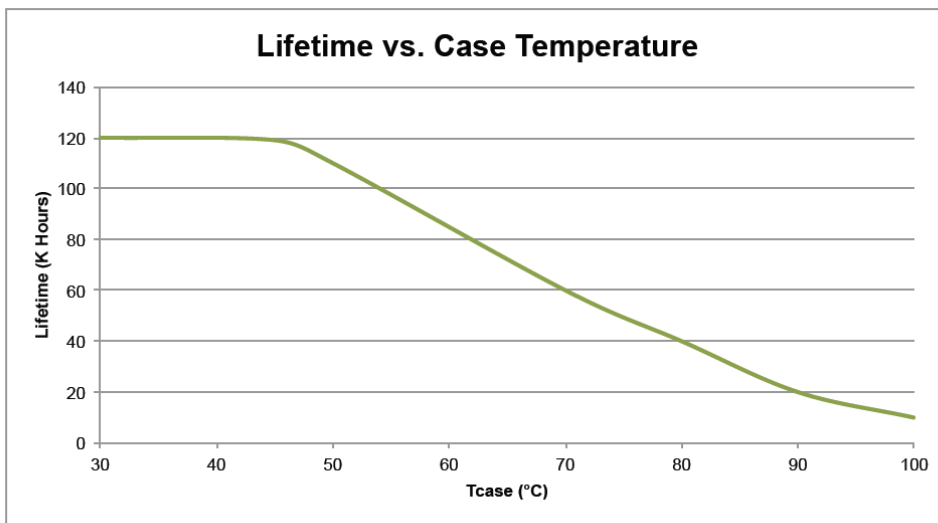


Measurements made on model LC50-1200D-UNV-T.  
Efficiency and PF measured at 25°C.

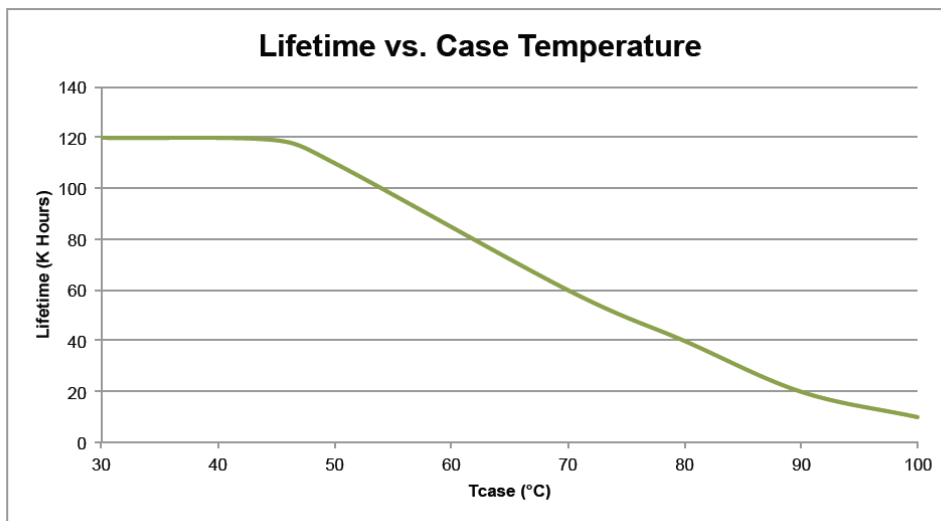
# LC SERIES

CONSTANT CURRENT LED DRIVERS

## PERFORMANCE CURVES



Measurements made on model LC50-1050Z-UNV-T.



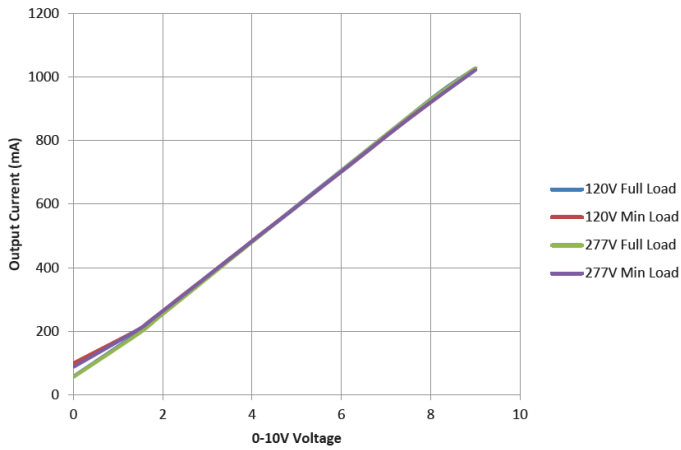
Measurements made on model LC50-1200D-UNV-T.  
Efficiency and PF measured at 25°C.

# LC SERIES

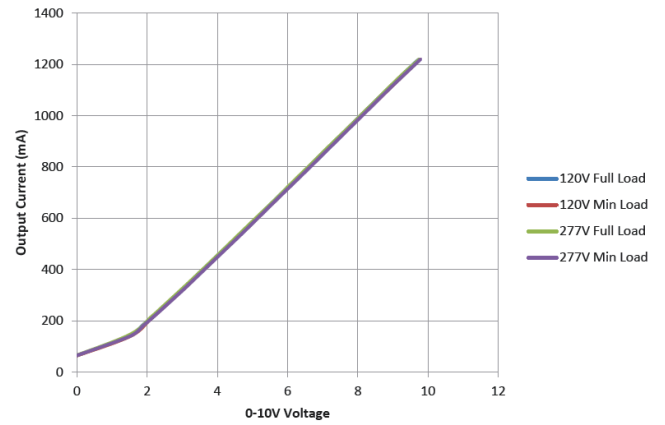
CONSTANT CURRENT LED DRIVERS

## PERFORMANCE CURVES

LC50-1050Z-UNV-T Dimming Curve



LC50-1200D-UNV-T Dimming Curve (0-10V)



LC50-1200D-UNV-T Dimming Curve (Phase)

