

## FAST SWITCHING DIODES

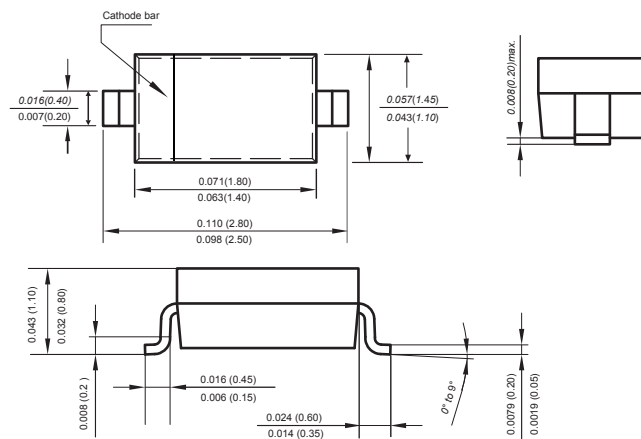
### Features

- ◆ For surface mounted applications
- ◆ Glass Passivated Chip Junction
- ◆ Fast reverse recovery time
- ◆ Ideal for automated placement
- ◆ Lead free in comply with EU RoHS 2011/65/EU directives

### Mechanical Data

Case: JEDEC SOD-323 molded plastic body  
 Terminals: Plated leads solderable per MIL-STD-750, Method 2026  
 Polarity: Polarity symbols marked on case  
 Weight : 0.00019 ounce, 0.0548 grams  
 Marking:BAV19WS:A8, BAV20WS:T2, BAV21WS:T3

**SOD-323**



Dimensions in inches and (millimeters)

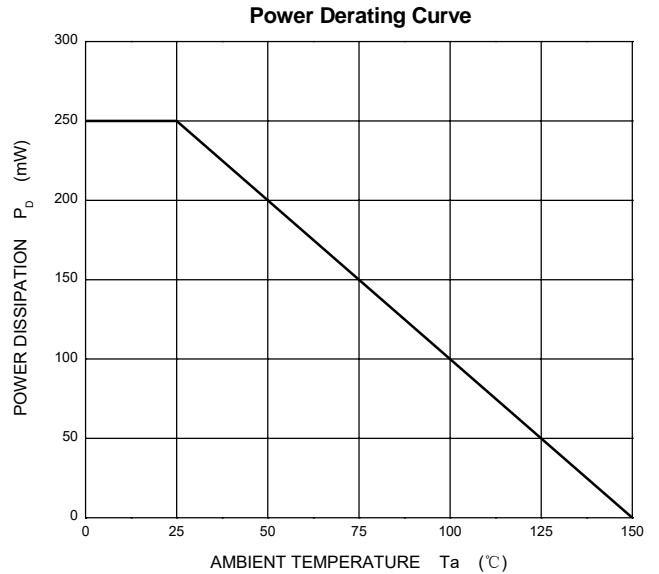
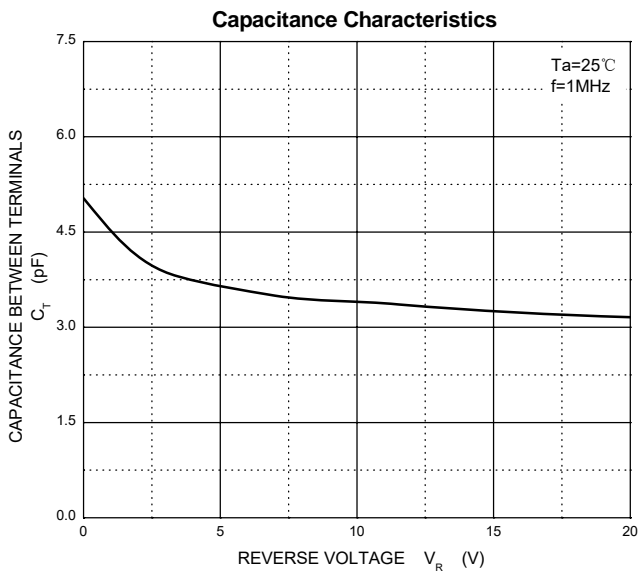
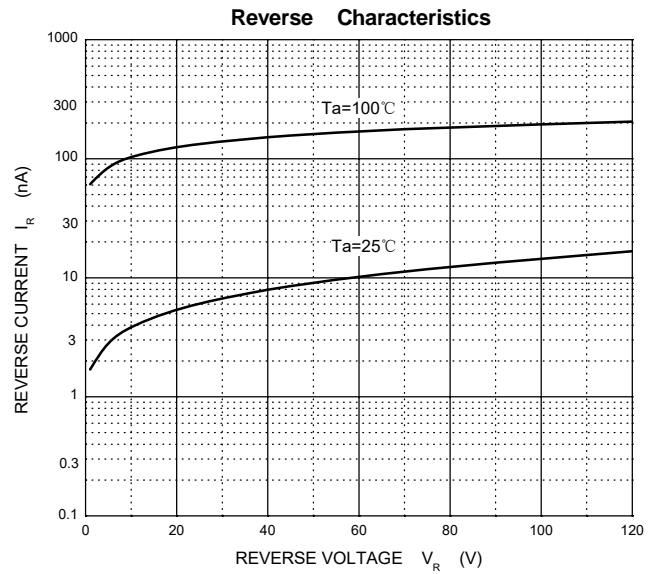
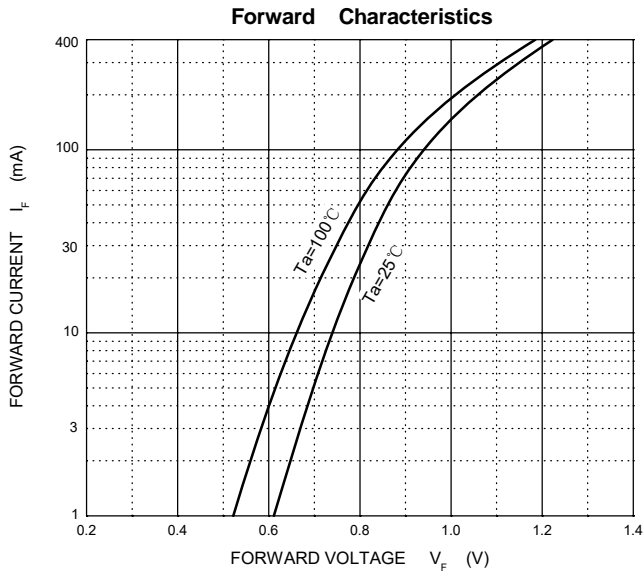
### Absolute Maximum Ratings at 25 °C

PARAMETER	SYMBOLS	BAV19WS	BAV20WS	BAV21WS	UNITS
Maximum Repetitive Peak Reverse Voltage	$V_{RRM}$	120	200	250	V
Maximum RMS voltage	$V_{R(RMS)}$	100	150	200	V
Continuous Forward Current	$I_o$		250		mA
Repetitive Peak Forward Current	$I_{FM}$		625		mA
Non-reptitive Peak forward surge current @=1s @=1ms @=1us	$I_{FSM}$		1 3 9		A
Total Power dissipation	$P_{tot}$		500		mW
Operating junction temperature	$T_j$		-55 to +150		°C
Storage temperature	$T_{STG}$		-55 to +150		°C

### Characteristics at Ta= 25 °C

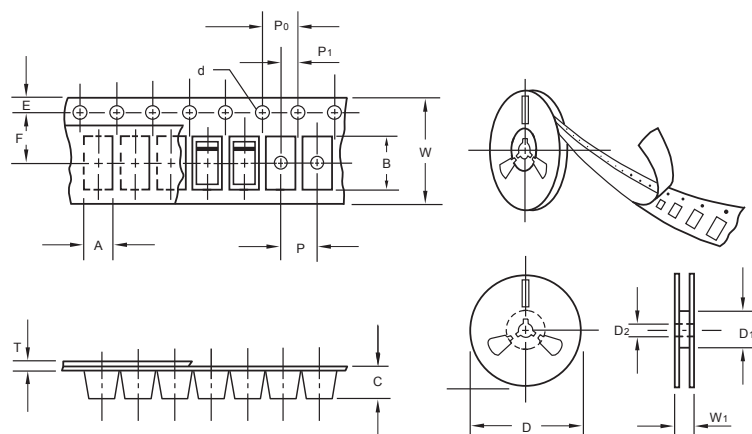
Parameter	Symbol	Test conditions	Min	Typ	Max	Unit
Reverse current	$I_R$	$V_R=120V$ BAV19WS	$T_a = 25\text{ °C}$		0.1	uA
			$T_a = 150\text{ °C}$		100	
		$V_R=200V$ BAV20WS	$T_a = 25\text{ °C}$		0.1	uA
			$T_a = 150\text{ °C}$		100	
		$V_R=250V$ BAV21WS	$T_a = 25\text{ °C}$		0.1	uA
			$T_a = 150\text{ °C}$		100	
Forward voltage	$V_F$	$I_F=100mA$			1	V
		$I_F=200mA$			1.25	
Total capacitance	$C_{tot}$	$V_R=0V, f=1MHz$			5	pF
Reverse recovery time	$t_{rr}$	$I_F=0.5A, I_R=1A, I_{rr}=0.25A, R_L=100\Omega$			50	ns

## Typical Characteristics



The curve above is for reference only.

## Packing information



unit:mm

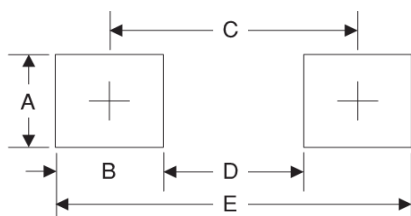
Item	Symbol	Tolerance	SOD-323
Carrier width	A	0.1	1.46
Carrier length	B	0.1	2.90
Carrier depth	C	0.1	1.25
Sprocket hole	d	0.05	1.50
13" Reel outside diameter	D	2.0	330.00
13" Reel inner diameter	D <sub>1</sub>	min	50.00
7" Reel outside diameter	D	2.0	178.00
7" Reel inner diameter	D <sub>1</sub>	min	54.40
Feed hole diameter	D <sub>2</sub>	0.5	13.00
Sprocket hole position	E	0.1	1.75
Punch hole position	F	0.1	3.50
Punch hole pitch	P	0.1	4.00
Sprocket hole pitch	P <sub>0</sub>	0.1	4.00
Embossment center	P <sub>1</sub>	0.1	2.00
Overall tape thickness	T	0.1	0.06
Tape width	W	0.3	8.00
Reel width	W <sub>1</sub>	1.0	12.30

Note: Devices are packed in accordance with EIA standard RS-481-A and specifications listed above.

## Reel packing

PACKAGE	REEL SIZE	REEL (pcs)	COMPONENT SPACING (m/m)	BOX (pcs)	INNER BOX (m/m)	REEL DIA. (m/m)	CARTON SIZE (m/m)	CARTON (pcs)	APPROX. GROSS WEIGHT (kg)
SOD-323	7"	3,000	4.0	45,000	190*190*190	178	400*400*220	180,000	9.0

## Suggested Pad Layout



Symbol	Unit (mm)	Unit (inch)
A	1.2	0.047
B	1.2	0.047
C	2.6	0.141
D	1.4	0.055
E	3.8	0.149

## Important Notice and Disclaimer

Microdiode Electronics (Shenzhen) reserves the right to make changes to this document and its products and specifications at any time without notice. Customers should obtain and confirm the latest product information and specifications before final design, purchase or use.

Microdiode Electronics (Shenzhen) makes no warranty, representation or guarantee regarding the suitability of its products for any particular purpose, nor does Microdiode Electronics (Shenzhen) assume any liability for application assistance or customer product design. Microdiode Electronics (Shenzhen) does not warrant or accept any liability with products which are purchased or used for any unintended or unauthorized application.

No license is granted by implication or otherwise under any intellectual property rights of Microdiode Electronics (Shenzhen).

Microdiode Electronics (Shenzhen) products are not authorized for use as critical components in life support devices or systems without express written approval of Microdiode Electronics (Shenzhen).