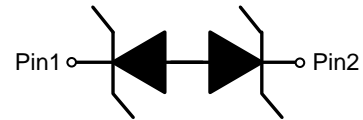


Descriptions

The ESD5B5VL is a bi-directional TVS (Transient Voltage Suppressor). It is specifically designed to protect sensitive electronic components that may be subjected to ESD (Electrostatic Discharge), EFT (Electrical Fast Transients) and Lightning. It is particularly well-suited for cellular phones, portable device, digital cameras, power supplies and many other portable applications because of its small package and low weight.

The ESD5B5VL may be used to provide ESD protection up to $\pm 8\text{kV}$ (contact discharge) according to IEC61000-4-2, and withstand peak pulse current up to 3.5A (8/20 μs) according to IEC61000-4-5.

The ESD5B5VL is available in SOD-523 package. Standard products are Pb-free and Halogen-free.



Circuit diagram

Features

- Stand-off voltage: $\pm 5\text{V}$ Max
- Transient protection for each line according to IEC61000-4-2 (ESD): $\pm 8\text{kV}$ (contact discharge)
IEC61000-4-4 (EFT): 40A (5/50ns)
IEC61000-4-5 (surge): 3.5A (8/20 μs)
- Capacitance: $C_J = 5\text{pF}$ typ.
- Solid-state silicon technology

Applications

- Cell phone handsets and accessories
- Personal Digital Assistants (PDAs)
- Notebooks, Desktops, and Servers
- Portable Instrumentation
- Digital Cameras
- MP3/MP4/PMP Players

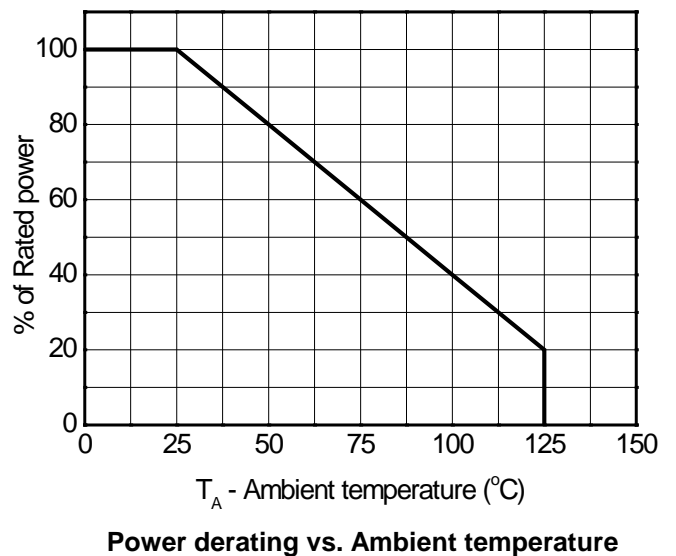
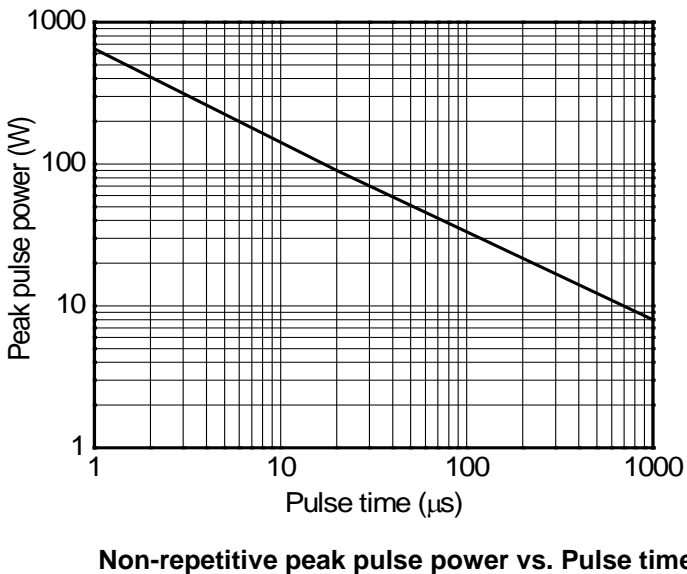
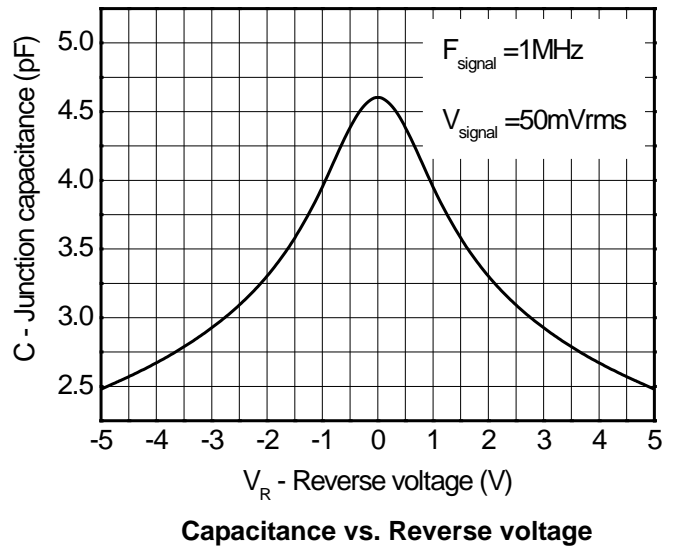
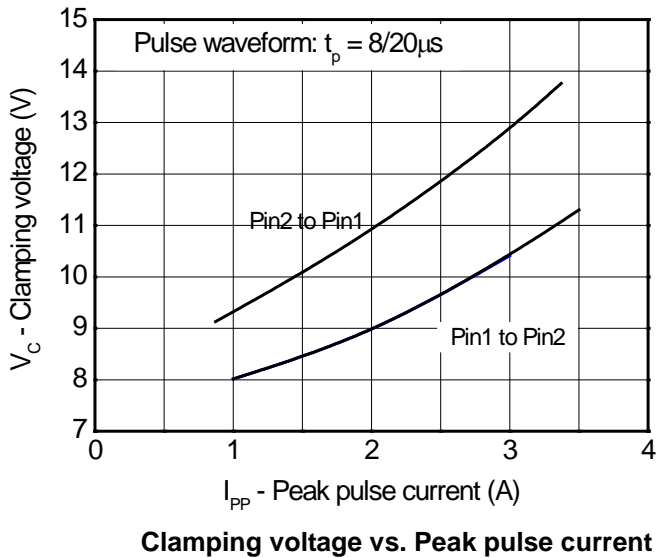
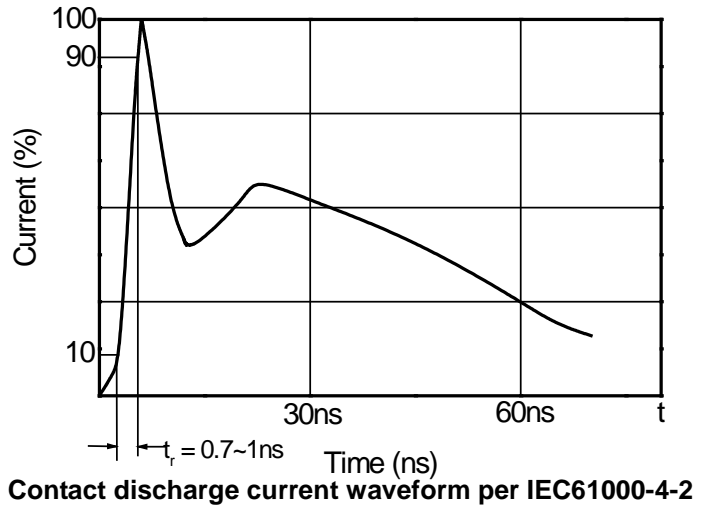
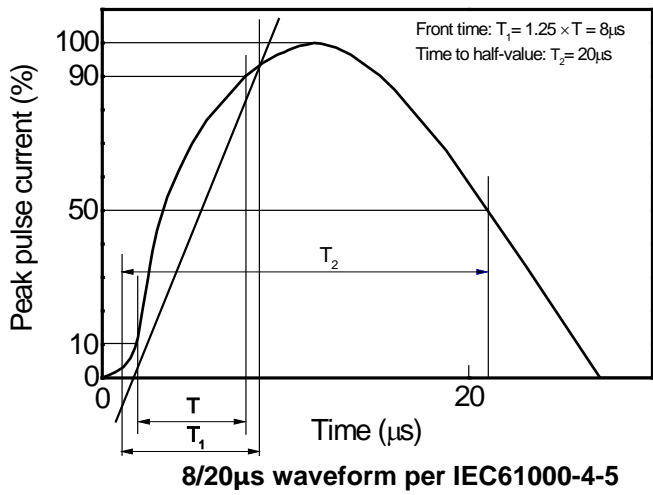
Absolute maximum ratings

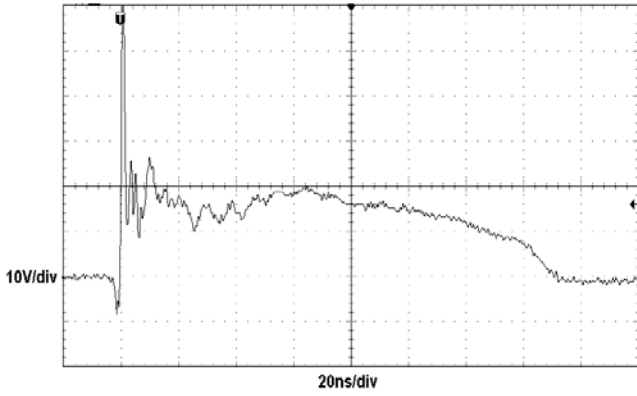
Parameter	Symbol	Rating	Unit
Peak pulse power ($t_p = 8/20\mu s$)	P_{pk}	50	W
Peak pulse current ($t_p = 8/20\mu s$)	I_{pp}	3.5	A
ESD according to IEC61000-4-2 air discharge	V_{ESD}	± 15	kV
ESD according to IEC61000-4-2 contact discharge		± 8	
Junction temperature	T_J	125	$^{\circ}C$
Operating temperature	T_{OP}	-40~85	$^{\circ}C$
Lead temperature	T_L	260	$^{\circ}C$
Storage temperature	T_{STG}	-55~150	$^{\circ}C$

Electrical characteristics ($T_A=25^{\circ}C$, unless otherwise noted)

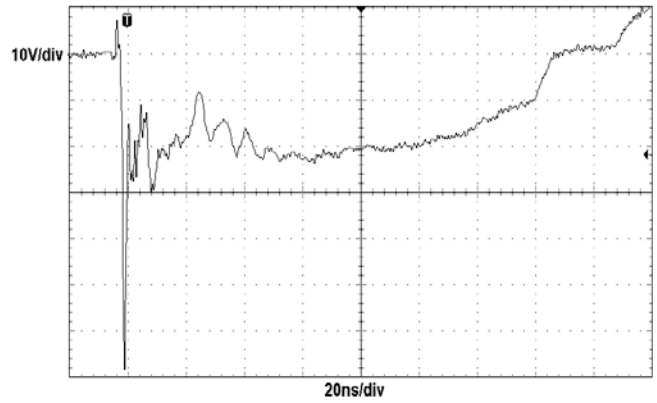
Parameter	Symbol	Condition	Min.	Typ.	Max.	Unit
Reverse stand-off voltage	V_{RWM}				± 5	V
Reverse leakage current	I_R	$V_{RWM} = 5V$			1	μA
Reverse breakdown voltage	V_{BR12}	$I_T=1mA$	6.5	7.7	8.1	V
Forward voltage	V_{BR21}	$I_F=1mA$	6.5	7.8	8.1	V
Clamping voltage	V_{CL}	$V_{ESD} = 8kV$		20		V
Clamping voltage	V_C	$I_{pp}=1A$ $t_p=8/20\mu s$			10	V
		$I_{pp}=3.5A$ $t_p=8/20\mu s$			14	V
Junction capacitance	C_J	$V_R = 0V, f = 1MHz$		5.0	10	pF
		$V_R = 5V, f = 1MHz$		2.5	5	pF

Typical characteristics ($T_A=25^\circ\text{C}$, unless otherwise noted)





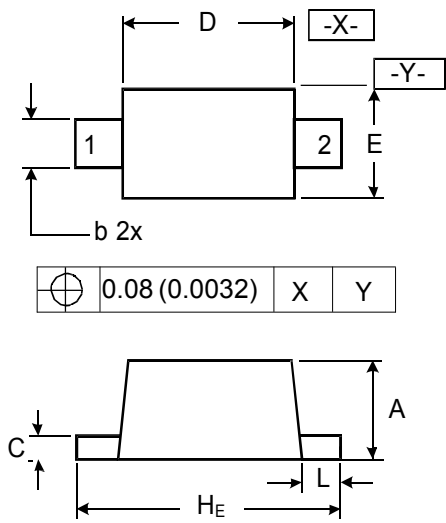
ESD clamping
(+8kV contact discharge per IEC61000-4-2)




ESD clamping
(-8kV contact discharge per IEC61000-4-2)

Package outline dimensions

SOD-523



	0.08 (0.0032)	X	Y
---	---------------	---	---

DIMENSIONS

SYMBOL	MILLIMETER		INCHES	
	MIN	MAX	MIN	MAX
A	0.50	0.70	0.020	0.028
b	0.25	0.35	0.010	0.014
C	0.07	0.20	0.0028	0.0079
D	1.10	1.30	0.043	0.051
E	0.70	0.90	0.028	0.035
H _E	1.50	1.70	0.059	0.067
L	0.15	0.25	0.006	0.010

Marking



Ordering information

Order code	Package	Baseqty	Delivery mode
UMW ESD5B5VL	SOD-523	3000	Tape and reel