

## Surface Mount Multilayer Ceramic Capacitors for RF Power Applications



### FEATURES

- Case size 0505, 1111, 2525, and 3838
- Ultra-stable, high Q dielectric material
- Lead (Pb)-free terminations code “X”
- Tin / lead termination code “L”
- Non-magnetic copper termination code “C”
- Reliable Noble Metal Electrode (NME) system
- High frequency
- Material categorization: for definitions of compliance please see [www.vishay.com/doc?99912](http://www.vishay.com/doc?99912)



### Note

\* This datasheet provides information about parts that are RoHS-compliant and / or parts that are non RoHS-compliant. For example, parts with lead (Pb) terminations are not RoHS-compliant. Please see the information / tables in this datasheet for details

### APPLICATIONS

- MRI coils and generators
- RF instruments
- Lasers, CATV, UHF / microwave RF power amplifiers
- Filter networks, timing circuits
- Mixers, oscillators impedance matching networks

### ELECTRICAL SPECIFICATIONS

#### Note

- Electrical characteristics at 25 °C unless otherwise specified

#### Operating Temperature:

full range: -55 °C to +125 °C

#### Capacitance Range:

0505: 0.1 pF to 1000 pF

1111: 0.2 pF to 5100 pF

2525: 1.0 pF to 3000 pF

3838: 1.0 pF to 12 nF

#### Voltage Rating:

0505: 50 V<sub>DC</sub> to 250 V<sub>DC</sub>

1111: 50 V<sub>DC</sub> to 1500 V<sub>DC</sub>

2525: 300 V<sub>DC</sub> to 3600 V<sub>DC</sub>

3838: 300 V<sub>DC</sub> to 7200 V<sub>DC</sub>

#### Temperature Coefficient of Capacitance (TCC):

C0G (D): 0 ppm/°C ± 30 ppm/°C from -55 °C to +125 °C with zero (0) V<sub>DC</sub> applied

#### Dissipation Factor (DF):

C0G (D): 0.05 % max. at 1.0 V<sub>RMS</sub> and 1 MHz  
for values ≤ 1000 pF

C0G (D): 0.05 % max. at 1.0 V<sub>RMS</sub> and 1 kHz  
for values > 1000 pF

**Aging Rate:** 0 % maximum per decade

#### Insulation Resistance (IR):

at +25 °C and rated voltage 100 000 MΩ minimum or 1000 ΩF, whichever is less

at +125 °C and rated voltage 10 000 MΩ minimum or 100 ΩF, whichever is less

#### Dielectric Strength Test:

performed per method 103 of EIA-198-2-E.

Applied test voltages:

≤ 250 V<sub>DC</sub>-rated: min. 250 % of rated voltage

300 V<sub>DC</sub>-rated: min. 150 % of rated voltage

630 V<sub>DC</sub>- to 1000 V<sub>DC</sub>-rated: 150 % of rated voltage

1500 V<sub>DC</sub> and up: 120 % rated voltage



QUICK REFERENCE DATA				
DIELECTRIC	CASE	MAXIMUM VOLTAGE (V)	CAPACITANCE	
			MINIMUM	MAXIMUM
D = NP0	0505	250	0.1 pF	1000 pF
	1111	1500	0.2 pF	5100 pF
	2525	3600	1.0 pF	3000 pF
	3838	7200	1.0 pF	12 nF

**Note**

- For values below 0.4 pF and tolerance  $\pm 0.05$  pF, contact [mlccrf@vishay.com](mailto:mlccrf@vishay.com)  
Detail ratings see "Selection Chart"

ORDERING INFORMATION							
VJ0505	D	1R0	B	X	C	A	C
CASE CODE	DIELECTRIC	CAPACITANCE NOMINAL CODE	CAPACITANCE TOLERANCE	TERMINATION	DC VOLTAGE RATING <sup>(1)</sup>	MARKING	PACKAGING
0505 1111 2525 3838	D = HIFREQ	Expressed in picofarads (pF). The first two digits are significant, the third is a multiplier. An "R" indicates a decimal point. Examples: 1R0 = 1.0 pF	V = $\pm 0.05$ pF B = $\pm 0.10$ pF C = $\pm 0.25$ pF D = $\pm 0.50$ pF F = $\pm 1$ % G = $\pm 2$ % J = $\pm 5$ % K = $\pm 10$ % M = $\pm 20$ %  <b>Note</b> Details see "Selection Chart"	C = non-magnetic copper barrier 100 % tin plate matte finish X = Ni barrier 100 % tin plate matte finish L = Ni barrier with tin lead plated finish min. 4 % lead	A = 50 V B = 100 V K = 150 V C = 200 V P = 250 V D = 300 V E = 500 V L = 630 V I = 800 V G = 1000 V R = 1500 V F = 2000 V O = 2500 V H = 3000 V W = 3600 V M = 5000 V S = 7200 V	A = no marking M = marking (EIA) Q = marking (non EIA)	T = 7" reel / plastic tape J = 7" reel (low quantity) R = 11 1/4" / 13" reel / plastic tape W = waffle pack

**Note**

- <sup>(1)</sup> DC voltage rating should not be exceeded in application

ENVIRONMENTAL STATUS			
TERMINATION CODE	TERMINATION DESCRIPTION	RoHS COMPLIANT	VISHAY GREEN
X	Ni barrier 100 % tin plated matte finish	Yes	Yes
L	Ni barrier with tin lead plated finish min. 4 % lead	No	No
C	Cu barrier 100 % tin plated matte finish (non-magnetic)	Yes	Yes

DIMENSIONS in inches (millimeters)						
CASE CODE	STYLE	LENGTH (L)	WIDTH (W)	MAXIMUM THICKNESS (T)	TERMINATIONS PAD (P)	
					MINIMUM	MAXIMUM <sup>(1)</sup>
0505	VJ0505	0.055 + 0.015 / - 0.010 (1.40 + 0.382 / - 0.254)	0.055 $\pm$ 0.015 (1.40 $\pm$ 0.38)	0.057 (1.45)	0.004 (0.10)	0.016 (0.41)
1111	VJ1111	0.117 + 0.015 / - 0.010 (2.98 + 0.382 / - 0.254)	0.110 + 0.015 / - 0.020 (2.79 + 0.382 / - 0.509)	0.102 (2.59)	0.012 (0.30)	0.018 (0.46)
2525	VJ2525	0.250 + 0.020 / - 0.025 (6.35 + 0.508 / - 0.63)	0.250 $\pm$ 0.015 (6.35 $\pm$ 0.381)	0.102 (2.59)	0.010 (0.25)	0.030 (0.76)
3838	VJ3838	0.381 $\pm$ 0.015 (9.7 $\pm$ 0.40)	0.381 + 0.017 / - 0.015 (9.7 + 0.45 / - 0.40)	0.118 (3.00)	0.010 (0.25)	0.030 (0.76)

**Note**

- <sup>(1)</sup> For copper terminations add 0.01 mm to maximum termination pad



SELECTION CHART							
DIELECTRIC (VISHAY CODE)		C0G (D)					
STYLE		VJ0505					
CASE CODE		0505					
VOLTAGE (V <sub>DC</sub> )		50	100	150	200	250	TOLERANCE
VOLTAGE CODE		A	B	K	C	P	
CAP. CODE	CAP.						
0R1	0.1 pF	•	•	•	•	•	V, B, C, D
0R2	0.2 pF	•	•	•	•	•	V, B, C, D
0R3	0.3 pF	•	•	•	•	•	V, B, C, D
0R4	0.4 pF	•	•	•	•	•	V, B, C, D
0R5	0.5 pF	•	•	•	•	•	V, B, C, D
0R6	0.6 pF	•	•	•	•	•	V, B, C, D
0R7	0.7 pF	•	•	•	•	•	V, B, C, D
0R8	0.8 pF	•	•	•	•	•	V, B, C, D
0R9	0.9 pF	•	•	•	•	•	V, B, C, D
1R0	1.0 pF	•	•	•	•	•	V, B, C, D
1R1	1.1 pF	•	•	•	•	•	V, B, C, D
1R2	1.2 pF	•	•	•	•	•	V, B, C, D
1R3	1.3 pF	•	•	•	•	•	V, B, C, D
1R4	1.4 pF	•	•	•	•	•	V, B, C, D
1R5	1.5 pF	•	•	•	•	•	V, B, C, D
1R6	1.6 pF	•	•	•	•	•	V, B, C, D
1R7	1.7 pF	•	•	•	•	•	V, B, C, D
1R8	1.8 pF	•	•	•	•	•	V, B, C, D
1R9	1.9 pF	•	•	•	•	•	V, B, C, D
2R0	2.0 pF	•	•	•	•	•	V, B, C, D
2R1	2.1 pF	•	•	•	•	•	V, B, C, D
2R2	2.2 pF	•	•	•	•	•	V, B, C, D
2R4	2.4 pF	•	•	•	•	•	V, B, C, D
2R7	2.7 pF	•	•	•	•	•	V, B, C, D
3R0	3.0 pF	•	•	•	•	•	V, B, C, D
3R3	3.3 pF	•	•	•	•	•	V, B, C, D
3R6	3.6 pF	•	•	•	•	•	V, B, C, D
3R9	3.9 pF	•	•	•	•	•	V, B, C, D
4R3	4.3 pF	•	•	•	•	•	V, B, C, D
4R7	4.7 pF	•	•	•	•	•	V, B, C, D
5R1	5.1 pF	•	•	•	•	•	V, B, C, D
5R6	5.6 pF	•	•	•	•	•	B, C, D
6R2	6.2 pF	•	•	•	•	•	B, C, D
6R8	6.8 pF	•	•	•	•	•	B, C, D
7R5	7.5 pF	•	•	•	•	•	B, C, D
8R2	8.2 pF	•	•	•	•	•	B, C, D
9R1	9.1 pF	•	•	•	•	•	B, C, D
100	10 pF	•	•	•	•	•	F, G, J, K, M
110	11 pF	•	•	•	•	•	F, G, J, K, M
120	12 pF	•	•	•	•	•	F, G, J, K, M
130	13 pF	•	•	•	•	•	F, G, J, K, M
150	15 pF	•	•	•	•	•	F, G, J, K, M
160	16 pF	•	•	•	•	•	F, G, J, K, M
180	18 pF	•	•	•	•	•	F, G, J, K, M

Notes

- RoHS-compliant except when supplied with lead (Pb)-containing termination, code "L"
- Plastic carrier tape



<b>SELECTION CHART</b>							
<b>DIELECTRIC (VISHAY CODE)</b>		<b>COG (D)</b>					
<b>STYLE</b>		<b>VJ0505</b>					
<b>CASE CODE</b>		<b>0505</b>					
<b>VOLTAGE (V<sub>DC</sub>)</b>		<b>50</b>	<b>100</b>	<b>150</b>	<b>200</b>	<b>250</b>	<b>TOLERANCE</b>
<b>VOLTAGE CODE</b>		<b>A</b>	<b>B</b>	<b>K</b>	<b>C</b>	<b>P</b>	
<b>CAP. CODE</b>	<b>CAP.</b>						
200	20 pF	•	•	•	•	•	F, G, J, K, M
220	22 pF	•	•	•	•	•	F, G, J, K, M
240	24 pF	•	•	•	•	•	F, G, J, K, M
270	27 pF	•	•	•	•	•	F, G, J, K, M
300	30 pF	•	•	•	•	•	F, G, J, K, M
330	33 pF	•	•	•	•	•	F, G, J, K, M
360	36 pF	•	•	•	•	•	F, G, J, K, M
390	39 pF	•	•	•	•	•	F, G, J, K, M
430	43 pF	•	•	•	•	•	F, G, J, K, M
470	47 pF	•	•	•	•	•	F, G, J, K, M
510	51 pF	•	•	•	•	•	F, G, J, K, M
560	56 pF	•	•	•	•	•	F, G, J, K, M
620	62 pF	•	•	•	•	•	F, G, J, K, M
680	68 pF	•	•	•	•	•	F, G, J, K, M
750	75 pF	•	•	•	•		F, G, J, K, M
820	82 pF	•	•	•	•		F, G, J, K, M
910	91 pF	•	•	•	•		F, G, J, K, M
101	100 pF	•	•	•	•		F, G, J, K, M
111	110 pF	•	•	•	•		F, G, J, K, M
121	120 pF	•	•	•	•		F, G, J, K, M
131	130 pF	•	•	•	•		F, G, J, K, M
151	150 pF	•	•	•	•		F, G, J, K, M
161	160 pF	•	•	•	•		F, G, J, K, M
181	180 pF	•	•	•	•		F, G, J, K, M
201	200 pF	•	•	•	•		F, G, J, K, M
221	220 pF	•	•	•	•		F, G, J, K, M
241	240 pF	•	•	•	•		F, G, J, K, M
271	270 pF	•	•	•			F, G, J, K, M
301	300 pF	•	•	•			F, G, J, K, M
331	330 pF	•	•	•			F, G, J, K, M
361	360 pF	•	•	•			F, G, J, K, M
391	390 pF	•	•	•			F, G, J, K, M
431	430 pF	•	•	•			F, G, J, K, M
471	470 pF	•	•	•			F, G, J, K, M
511	510 pF	•					F, G, J, K, M
561	560 pF	•					F, G, J, K, M
621	620 pF	•					F, G, J, K, M
681	680 pF	•					F, G, J, K, M
751	750 pF	•					F, G, J, K, M
821	820 pF	•					F, G, J, K, M
911	910 pF	•					F, G, J, K, M
102	1000 pF	•					F, G, J, K, M
112	1100 pF						
122	1200 pF						

**Notes**

- RoHS-compliant except when supplied with lead (Pb)-containing termination, code "L"
- Plastic carrier tape



SELECTION CHART										
DIELECTRIC (VISHAY CODE)		C0G (D)								
STYLE		VJ1111								
CASE CODE		1111								
VOLTAGE (V <sub>DC</sub> )		50	100	200	300	500	630	1000	1500	TOLERANCE
VOLTAGE CODE		A	B	C	D	E	L	G	R	
CAP. CODE	CAP.									
0R2	0.2 pF	•	•	•	•	•	•	•	•	V, B, C, D
0R3	0.3 pF	•	•	•	•	•	•	•	•	V, B, C, D
0R4	0.4 pF	•	•	•	•	•	•	•	•	V, B, C, D
0R5	0.5 pF	•	•	•	•	•	•	•	•	V, B, C, D
0R6	0.6 pF	•	•	•	•	•	•	•	•	V, B, C, D
0R7	0.7 pF	•	•	•	•	•	•	•	•	V, B, C, D
0R8	0.8 pF	•	•	•	•	•	•	•	•	V, B, C, D
0R9	0.9 pF	•	•	•	•	•	•	•	•	V, B, C, D
1R0	1.0 pF	•	•	•	•	•	•	•	•	V, B, C, D
1R1	1.1 pF	•	•	•	•	•	•	•	•	V, B, C, D
1R2	1.2 pF	•	•	•	•	•	•	•	•	V, B, C, D
1R3	1.3 pF	•	•	•	•	•	•	•	•	V, B, C, D
1R4	1.4 pF	•	•	•	•	•	•	•	•	V, B, C, D
1R5	1.5 pF	•	•	•	•	•	•	•	•	V, B, C, D
1R6	1.6 pF	•	•	•	•	•	•	•	•	V, B, C, D
1R7	1.7 pF	•	•	•	•	•	•	•	•	V, B, C, D
1R8	1.8 pF	•	•	•	•	•	•	•	•	V, B, C, D
1R9	1.9 pF	•	•	•	•	•	•	•	•	V, B, C, D
2R0	2.0 pF	•	•	•	•	•	•	•	•	V, B, C, D
2R1	2.1 pF	•	•	•	•	•	•	•	•	V, B, C, D
2R2	2.2 pF	•	•	•	•	•	•	•	•	V, B, C, D
2R4	2.4 pF	•	•	•	•	•	•	•	•	V, B, C, D
2R7	2.7 pF	•	•	•	•	•	•	•	•	V, B, C, D
3R0	3.0 pF	•	•	•	•	•	•	•	•	V, B, C, D
3R3	3.3 pF	•	•	•	•	•	•	•	•	V, B, C, D
3R6	3.6 pF	•	•	•	•	•	•	•	•	V, B, C, D
3R9	3.9 pF	•	•	•	•	•	•	•	•	V, B, C, D
4R3	4.3 pF	•	•	•	•	•	•	•	•	V, B, C, D
4R7	4.7 pF	•	•	•	•	•	•	•	•	V, B, C, D
5R1	5.1 pF	•	•	•	•	•	•	•	•	V, B, C, D
5R6	5.6 pF	•	•	•	•	•	•	•	•	B, C, D
6R2	6.2 pF	•	•	•	•	•	•	•	•	B, C, D
6R8	6.8 pF	•	•	•	•	•	•	•	•	B, C, D
7R5	7.5 pF	•	•	•	•	•	•	•	•	B, C, D
8R2	8.2 pF	•	•	•	•	•	•	•	•	B, C, D
9R1	9.1 pF	•	•	•	•	•	•	•	•	B, C, D
100	10 pF	•	•	•	•	•	•	•	•	F, G, J, K, M
110	11 pF	•	•	•	•	•	•	•	•	F, G, J, K, M
120	12 pF	•	•	•	•	•	•	•	•	F, G, J, K, M
130	13 pF	•	•	•	•	•	•	•	•	F, G, J, K, M
150	15 pF	•	•	•	•	•	•	•	•	F, G, J, K, M
160	16 pF	•	•	•	•	•	•	•	•	F, G, J, K, M
180	18 pF	•	•	•	•	•	•	•	•	F, G, J, K, M
200	20 pF	•	•	•	•	•	•	•	•	F, G, J, K, M
220	22 pF	•	•	•	•	•	•	•	•	F, G, J, K, M
240	24 pF	•	•	•	•	•	•	•	•	F, G, J, K, M
270	27 pF	•	•	•	•	•	•	•	•	F, G, J, K, M
300	30 pF	•	•	•	•	•	•	•	•	F, G, J, K, M
330	33 pF	•	•	•	•	•	•	•	•	F, G, J, K, M
360	36 pF	•	•	•	•	•	•	•	•	F, G, J, K, M
390	39 pF	•	•	•	•	•	•	•	•	F, G, J, K, M
430	43 pF	•	•	•	•	•	•	•	•	F, G, J, K, M
470	47 pF	•	•	•	•	•	•	•	•	F, G, J, K, M

Notes

- RoHS-compliant except when supplied with lead (Pb)-containing termination, code "L"
- Plastic carrier tape



SELECTION CHART										
DIELECTRIC (VISHAY CODE)		COG (D)								
STYLE		VJ1111								
CASE CODE		1111								
VOLTAGE (V <sub>DC</sub> )		50	100	200	300	500	630	1000	1500	TOLERANCE
VOLTAGE CODE		A	B	C	D	E	L	G	R	
CAP. CODE	CAP.									
510	51 pF	•	•	•	•	•	•	•	•	F, G, J, K, M
560	56 pF	•	•	•	•	•	•	•	•	F, G, J, K, M
620	62 pF	•	•	•	•	•	•	•	•	F, G, J, K, M
680	68 pF	•	•	•	•	•	•	•	•	F, G, J, K, M
750	75 pF	•	•	•	•	•	•	•	•	F, G, J, K, M
820	82 pF	•	•	•	•	•	•	•	•	F, G, J, K, M
910	91 pF	•	•	•	•	•	•	•	•	F, G, J, K, M
101	100 pF	•	•	•	•	•	•	•	•	F, G, J, K, M
111	110 pF	•	•	•	•	•	•	•	•	F, G, J, K, M
121	120 pF	•	•	•	•	•	•	•	•	F, G, J, K, M
131	130 pF	•	•	•	•	•	•	•	•	F, G, J, K, M
151	150 pF	•	•	•	•	•	•	•	•	F, G, J, K, M
161	160 pF	•	•	•	•	•	•	•	•	F, G, J, K, M
181	180 pF	•	•	•	•	•	•	•	•	F, G, J, K, M
201	200 pF	•	•	•	•	•	•	•	•	F, G, J, K, M
221	220 pF	•	•	•	•	•	•	•	•	F, G, J, K, M
241	240 pF	•	•	•	•	•	•	•	•	F, G, J, K, M
271	270 pF	•	•	•	•	•	•	•	•	F, G, J, K, M
301	300 pF	•	•	•	•	•	•	•	•	F, G, J, K, M
331	330 pF	•	•	•	•	•	•	•	•	F, G, J, K, M
361	360 pF	•	•	•	•	•	•	•	•	F, G, J, K, M
391	390 pF	•	•	•	•	•	•	•	•	F, G, J, K, M
431	430 pF	•	•	•	•	•	•	•	•	F, G, J, K, M
471	470 pF	•	•	•	•	•	•	•	•	F, G, J, K, M
511	510 pF	•	•	•	•	•	•	•	•	F, G, J, K, M
561	560 pF	•	•	•	•	•	•	•	•	F, G, J, K, M
621	620 pF	•	•	•	•	•	•	•	•	F, G, J, K, M
681	680 pF	•	•	•	•	•	•	•	•	F, G, J, K, M
751	750 pF	•	•	•	•	•	•	•	•	F, G, J, K, M
821	820 pF	•	•	•	•	•	•	•	•	F, G, J, K, M
911	910 pF	•	•	•	•	•	•	•	•	F, G, J, K, M
102	1000 pF	•	•	•	•	•	•	•	•	F, G, J, K, M
112	1100 pF	•	•	•	•	•	•	•	•	F, G, J, K, M
122	1200 pF	•	•	•	•	•	•	•	•	F, G, J, K, M
132	1300 pF	•	•	•	•	•	•	•	•	F, G, J, K, M
152	1500 pF	•	•	•	•	•	•	•	•	F, G, J, K, M
162	1600 pF	•	•	•	•	•	•	•	•	F, G, J, K, M
182	1800 pF	•	•	•	•	•	•	•	•	F, G, J, K, M
202	2000 pF	•	•	•	•	•	•	•	•	F, G, J, K, M
222	2200 pF	•	•	•	•	•	•	•	•	F, G, J, K, M
242	2400 pF	•	•	•	•	•	•	•	•	F, G, J, K, M
272	2700 pF	•	•	•	•	•	•	•	•	F, G, J, K, M
302	3000 pF	•	•	•	•	•	•	•	•	F, G, J, K, M
332	3300 pF	•	•	•	•	•	•	•	•	F, G, J, K, M
362	3600 pF	•	•	•	•	•	•	•	•	F, G, J, K, M
392	3900 pF	•	•	•	•	•	•	•	•	F, G, J, K, M
432	4300 pF	•	•	•	•	•	•	•	•	F, G, J, K, M
472	4700 pF	•	•	•	•	•	•	•	•	F, G, J, K, M
512	5100 pF	•	•	•	•	•	•	•	•	F, G, J, K, M

Notes

- RoHS-compliant except when supplied with lead (Pb)-containing termination, code "L"
- Plastic carrier tape



SELECTION CHART												
DIELECTRIC (VISHAY CODE)		C0G (D)										
STYLE		VJ2525										
CASE CODE		2525										
VOLTAGE (V <sub>DC</sub> )		300	500	630	800	1000	1500	2000	2500	3000	3600	TOLERANCE
VOLTAGE CODE		D	E	L	I	G	R	F	O	H	W	
CAP. CODE	CAP.											
1R0	1.0 pF	•	•	•	•	•	•	•	•	•	•	B, C, D
1R1	1.1 pF	•	•	•	•	•	•	•	•	•	•	B, C, D
1R2	1.2 pF	•	•	•	•	•	•	•	•	•	•	B, C, D
1R3	1.3 pF	•	•	•	•	•	•	•	•	•	•	B, C, D
1R4	1.4 pF	•	•	•	•	•	•	•	•	•	•	B, C, D
1R5	1.5 pF	•	•	•	•	•	•	•	•	•	•	B, C, D
1R6	1.6 pF	•	•	•	•	•	•	•	•	•	•	B, C, D
1R7	1.7 pF	•	•	•	•	•	•	•	•	•	•	B, C, D
1R8	1.8 pF	•	•	•	•	•	•	•	•	•	•	B, C, D
1R9	1.9 pF	•	•	•	•	•	•	•	•	•	•	B, C, D
2R0	2.0 pF	•	•	•	•	•	•	•	•	•	•	B, C, D
2R1	2.1 pF	•	•	•	•	•	•	•	•	•	•	B, C, D
2R2	2.2 pF	•	•	•	•	•	•	•	•	•	•	B, C, D
2R4	2.4 pF	•	•	•	•	•	•	•	•	•	•	B, C, D
2R7	2.7 pF	•	•	•	•	•	•	•	•	•	•	B, C, D
3R0	3.0 pF	•	•	•	•	•	•	•	•	•	•	B, C, D
3R3	3.3 pF	•	•	•	•	•	•	•	•	•	•	B, C, D
3R6	3.6 pF	•	•	•	•	•	•	•	•	•	•	B, C, D
3R9	3.9 pF	•	•	•	•	•	•	•	•	•	•	B, C, D
4R3	4.3 pF	•	•	•	•	•	•	•	•	•	•	B, C, D
4R7	4.7 pF	•	•	•	•	•	•	•	•	•	•	B, C, D
5R1	5.1 pF	•	•	•	•	•	•	•	•	•	•	B, C, D
5R6	5.6 pF	•	•	•	•	•	•	•	•	•	•	B, C, D
6R2	6.2 pF	•	•	•	•	•	•	•	•	•	•	B, C, D
6R8	6.8 pF	•	•	•	•	•	•	•	•	•	•	B, C, D
7R5	7.5 pF	•	•	•	•	•	•	•	•	•	•	B, C, D
8R2	8.2 pF	•	•	•	•	•	•	•	•	•	•	B, C, D
9R1	9.1 pF	•	•	•	•	•	•	•	•	•	•	B, C, D
100	10 pF	•	•	•	•	•	•	•	•	•	•	F, G, J, K, M
110	11 pF	•	•	•	•	•	•	•	•	•	•	F, G, J, K, M
120	12 pF	•	•	•	•	•	•	•	•	•	•	F, G, J, K, M
130	13 pF	•	•	•	•	•	•	•	•	•	•	F, G, J, K, M
150	15 pF	•	•	•	•	•	•	•	•	•	•	F, G, J, K, M
160	16 pF	•	•	•	•	•	•	•	•	•	•	F, G, J, K, M
180	18 pF	•	•	•	•	•	•	•	•	•	•	F, G, J, K, M
200	20 pF	•	•	•	•	•	•	•	•	•	•	F, G, J, K, M
220	22 pF	•	•	•	•	•	•	•	•	•	•	F, G, J, K, M
240	24 pF	•	•	•	•	•	•	•	•	•	•	F, G, J, K, M
270	27 pF	•	•	•	•	•	•	•	•	•	•	F, G, J, K, M
300	30 pF	•	•	•	•	•	•	•	•	•	•	F, G, J, K, M
330	33 pF	•	•	•	•	•	•	•	•	•	•	F, G, J, K, M
360	36 pF	•	•	•	•	•	•	•	•	•	•	F, G, J, K, M
390	39 pF	•	•	•	•	•	•	•	•	•	•	F, G, J, K, M

Notes

- RoHS-compliant except when supplied with lead (Pb)-containing termination, code "L"
- Plastic carrier tape



SELECTION CHART												
DIELECTRIC (VISHAY CODE)		COG (D)										
STYLE		VJ2525										
CASE CODE		2525										
VOLTAGE (V <sub>DC</sub> )		300	500	630	800	1000	1500	2000	2500	3000	3600	TOLERANCE
VOLTAGE CODE		D	E	L	I	G	R	F	O	H	W	
CAP. CODE	CAP.											
430	43 pF	•	•	•	•	•	•	•	•	•	•	F, G, J, K, M
470	47 pF	•	•	•	•	•	•	•	•	•	•	F, G, J, K, M
510	51 pF	•	•	•	•	•	•	•	•	•	•	F, G, J, K, M
560	56 pF	•	•	•	•	•	•	•	•	•	•	F, G, J, K, M
620	62 pF	•	•	•	•	•	•	•	•	•	•	F, G, J, K, M
680	68 pF	•	•	•	•	•	•	•	•	•	•	F, G, J, K, M
750	75 pF	•	•	•	•	•	•	•	•	•	•	F, G, J, K, M
820	82 pF	•	•	•	•	•	•	•	•	•	•	F, G, J, K, M
910	91 pF	•	•	•	•	•	•	•	•	•	•	F, G, J, K, M
101	100 pF	•	•	•	•	•	•	•	•	•	•	F, G, J, K, M
111	110 pF	•	•	•	•	•	•	•	•	•	•	F, G, J, K, M
121	120 pF	•	•	•	•	•	•	•	•	•	•	F, G, J, K, M
131	130 pF	•	•	•	•	•	•	•	•	•	•	F, G, J, K, M
151	150 pF	•	•	•	•	•	•	•	•	•	•	F, G, J, K, M
161	160 pF	•	•	•	•	•	•	•	•	•	•	F, G, J, K, M
181	180 pF	•	•	•	•	•	•	•	•	•	•	F, G, J, K, M
201	200 pF	•	•	•	•	•	•	•	•	•	•	F, G, J, K, M
221	220 pF	•	•	•	•	•	•	•	•	•	•	F, G, J, K, M
241	240 pF	•	•	•	•	•	•	•	•	•	•	F, G, J, K, M
271	270 pF	•	•	•	•	•	•	•	•	•	•	F, G, J, K, M
301	300 pF	•	•	•	•	•	•	•	•	•	•	F, G, J, K, M
331	330 pF	•	•	•	•	•	•	•	•	•	•	F, G, J, K, M
361	360 pF	•	•	•	•	•	•	•	•	•	•	F, G, J, K, M
391	390 pF	•	•	•	•	•	•	•	•	•	•	F, G, J, K, M
431	430 pF	•	•	•	•	•	•	•	•	•	•	F, G, J, K, M
471	470 pF	•	•	•	•	•	•	•	•	•	•	F, G, J, K, M
511	510 pF	•	•	•	•	•	•	•	•	•	•	F, G, J, K, M
561	560 pF	•	•	•	•	•	•	•	•	•	•	F, G, J, K, M
621	620 pF	•	•	•	•	•	•	•	•	•	•	F, G, J, K, M
681	680 pF	•	•	•	•	•	•	•	•	•	•	F, G, J, K, M
751	750 pF	•	•	•	•	•	•	•	•	•	•	F, G, J, K, M
821	820 pF	•	•	•	•	•	•	•	•	•	•	F, G, J, K, M
911	910 pF	•	•	•	•	•	•	•	•	•	•	F, G, J, K, M
102	1000 pF	•	•	•	•	•	•	•	•	•	•	F, G, J, K, M
112	1100 pF	•	•	•	•	•	•	•	•	•	•	F, G, J, K, M
122	1200 pF	•	•	•	•	•	•	•	•	•	•	F, G, J, K, M
152	1500 pF	•	•	•	•	•	•	•	•	•	•	F, G, J, K, M
182	1800 pF	•	•	•	•	•	•	•	•	•	•	F, G, J, K, M
222	2000 pF	•	•	•	•	•	•	•	•	•	•	F, G, J, K, M
242	2400 pF	•	•	•	•	•	•	•	•	•	•	F, G, J, K, M
272	2700 pF	•	•	•	•	•	•	•	•	•	•	F, G, J, K, M
302	3000 pF	•	•	•	•	•	•	•	•	•	•	F, G, J, K, M

Notes

RoHS-compliant except when supplied with lead (Pb)-containing termination, code "L"

- Plastic carrier tape





SELECTION CHART									
DIELECTRIC (VISHAY CODE)		COG (D)							TOLERANCE
STYLE		VJ3838							
CASE CODE		3838							
VOLTAGE (V <sub>DC</sub> )		300	500	1000	2500	3600	5000	7200	
VOLTAGE CODE		D	E	G	O	W	M	S	
CAP. CODE	CAP.								
1R0	1.0 pF	•	•	•	•	•	•	•	B, C, D
1R1	1.1 pF	•	•	•	•	•	•	•	B, C, D
1R2	1.2 pF	•	•	•	•	•	•	•	B, C, D
1R3	1.3 pF	•	•	•	•	•	•	•	B, C, D
1R4	1.4 pF	•	•	•	•	•	•	•	B, C, D
1R5	1.5 pF	•	•	•	•	•	•	•	B, C, D
1R6	1.6 pF	•	•	•	•	•	•	•	B, C, D
1R7	1.7 pF	•	•	•	•	•	•	•	B, C, D
1R8	1.8 pF	•	•	•	•	•	•	•	B, C, D
1R9	1.9 pF	•	•	•	•	•	•	•	B, C, D
2R0	2.0 pF	•	•	•	•	•	•	•	B, C, D
2R1	2.1 pF	•	•	•	•	•	•	•	B, C, D
2R2	2.2 pF	•	•	•	•	•	•	•	B, C, D
2R4	2.4 pF	•	•	•	•	•	•	•	B, C, D
2R7	2.7 pF	•	•	•	•	•	•	•	B, C, D
3R0	3.0 pF	•	•	•	•	•	•	•	B, C, D
3R3	3.3 pF	•	•	•	•	•	•	•	B, C, D
3R6	3.6 pF	•	•	•	•	•	•	•	B, C, D
3R9	3.9 pF	•	•	•	•	•	•	•	B, C, D
4R3	4.3 pF	•	•	•	•	•	•	•	B, C, D
4R7	4.7 pF	•	•	•	•	•	•	•	B, C, D
5R1	5.1 pF	•	•	•	•	•	•	•	B, C, D
5R6	5.6 pF	•	•	•	•	•	•	•	B, C, D
6R2	6.2 pF	•	•	•	•	•	•	•	B, C, D
6R8	6.8 pF	•	•	•	•	•	•	•	B, C, D
7R5	7.5 pF	•	•	•	•	•	•	•	B, C, D
8R2	8.2 pF	•	•	•	•	•	•	•	B, C, D
9R1	9.1 pF	•	•	•	•	•	•	•	B, C, D
100	10 pF	•	•	•	•	•	•	•	F, G, J, K, M
110	11 pF	•	•	•	•	•	•	•	F, G, J, K, M
120	12 pF	•	•	•	•	•	•	•	F, G, J, K, M
130	13 pF	•	•	•	•	•	•	•	F, G, J, K, M
150	15 pF	•	•	•	•	•	•	•	F, G, J, K, M
160	16 pF	•	•	•	•	•	•	•	F, G, J, K, M
180	18 pF	•	•	•	•	•	•	•	F, G, J, K, M
200	20 pF	•	•	•	•	•	•	•	F, G, J, K, M
220	22 pF	•	•	•	•	•	•	•	F, G, J, K, M
240	24 pF	•	•	•	•	•	•	•	F, G, J, K, M
270	27 pF	•	•	•	•	•	•	•	F, G, J, K, M
300	30 pF	•	•	•	•	•	•	•	F, G, J, K, M
330	33 pF	•	•	•	•	•	•	•	F, G, J, K, M
360	36 pF	•	•	•	•	•	•	•	F, G, J, K, M
390	39 pF	•	•	•	•	•	•	•	F, G, J, K, M
430	43 pF	•	•	•	•	•	•	•	F, G, J, K, M
470	47 pF	•	•	•	•	•	•	•	F, G, J, K, M
510	51 pF	•	•	•	•	•	•	•	F, G, J, K, M
560	56 pF	•	•	•	•	•	•	•	F, G, J, K, M
620	62 pF	•	•	•	•	•	•	•	F, G, J, K, M
680	68 pF	•	•	•	•	•	•	•	F, G, J, K, M
750	75 pF	•	•	•	•	•	•	•	F, G, J, K, M
820	82 pF	•	•	•	•	•	•	•	F, G, J, K, M
910	91 pF	•	•	•	•	•	•	•	F, G, J, K, M

Notes

- RoHS-compliant except when supplied with lead (Pb)-containing termination, code "L"
- Plastic carrier tape



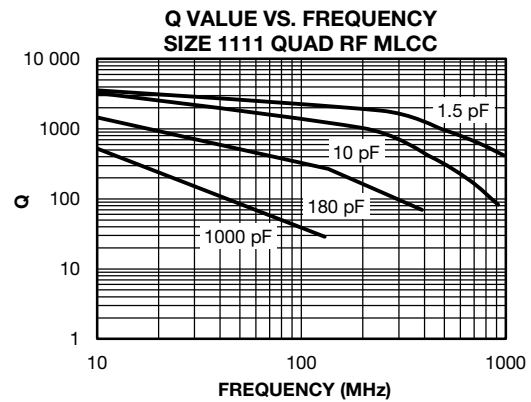
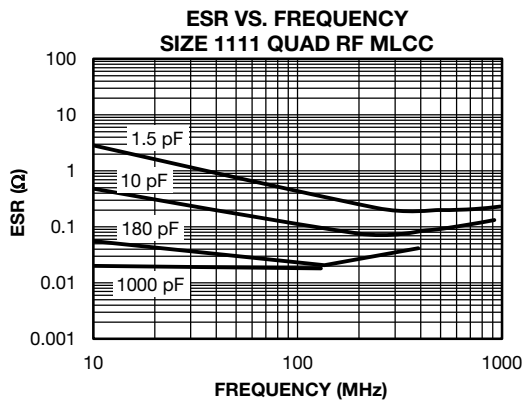
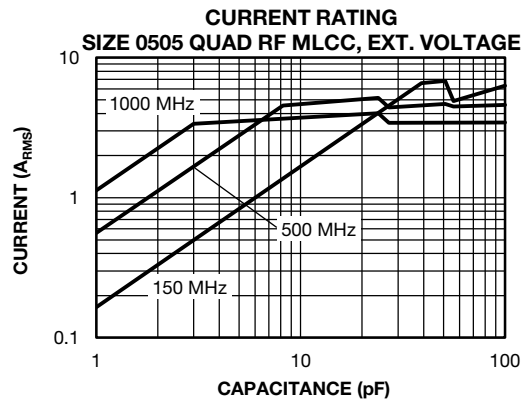
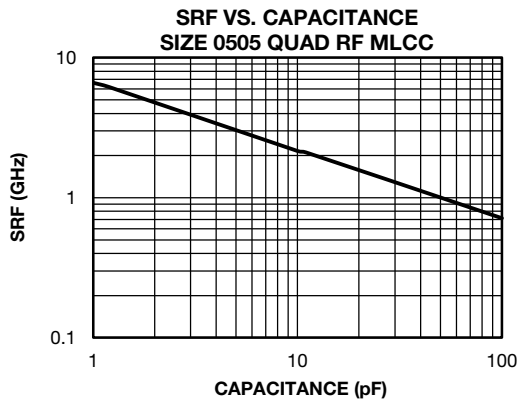
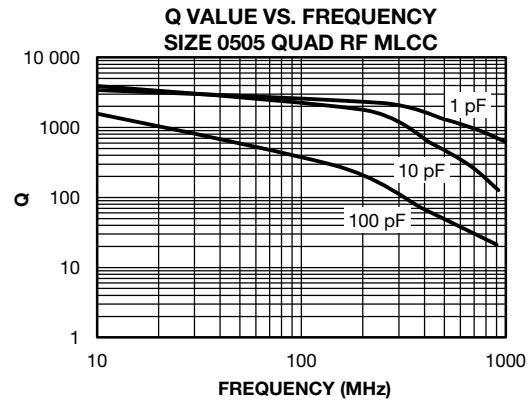
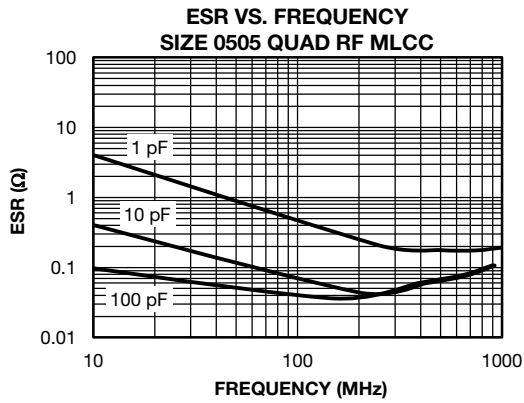
SELECTION CHART									
DIELECTRIC (VISHAY CODE)		COG (D)							
STYLE		VJ3838							
CASE CODE		3838							
VOLTAGE (V <sub>DC</sub> )		300	500	1000	2500	3600	5000	7200	TOLERANCE
VOLTAGE CODE		D	E	G	O	W	M	S	
CAP. CODE	CAP.								
101	100 pF	•	•	•	•	•	•	•	F, G, J, K, M
111	110 pF	•	•	•	•	•	•	•	F, G, J, K, M
121	120 pF	•	•	•	•	•	•	•	F, G, J, K, M
131	130 pF	•	•	•	•	•	•	•	F, G, J, K, M
151	150 pF	•	•	•	•	•	•	•	F, G, J, K, M
161	160 pF	•	•	•	•	•	•	•	F, G, J, K, M
181	180 pF	•	•	•	•	•	•	•	F, G, J, K, M
201	200 pF	•	•	•	•	•	•	•	F, G, J, K, M
221	220 pF	•	•	•	•	•	•	•	F, G, J, K, M
241	240 pF	•	•	•	•	•	•	•	F, G, J, K, M
271	270 pF	•	•	•	•	•	•	•	F, G, J, K, M
301	300 pF	•	•	•	•	•	•	•	F, G, J, K, M
331	330 pF	•	•	•	•	•	•	•	F, G, J, K, M
361	360 pF	•	•	•	•	•	•	•	F, G, J, K, M
391	390 pF	•	•	•	•	•	•	•	F, G, J, K, M
431	430 pF	•	•	•	•	•	•	•	F, G, J, K, M
471	470 pF	•	•	•	•	•	•	•	F, G, J, K, M
511	510 pF	•	•	•	•	•	•	•	F, G, J, K, M
561	560 pF	•	•	•	•	•	•	•	F, G, J, K, M
621	620 pF	•	•	•	•	•	•	•	F, G, J, K, M
681	680 pF	•	•	•	•	•	•	•	F, G, J, K, M
751	750 pF	•	•	•	•	•	•	•	F, G, J, K, M
821	820 pF	•	•	•	•	•	•	•	F, G, J, K, M
911	910 pF	•	•	•	•	•	•	•	F, G, J, K, M
102	1000 pF	•	•	•	•	•	•	•	F, G, J, K, M
112	1100 pF	•	•	•	•	•	•	•	F, G, J, K, M
122	1200 pF	•	•	•	•	•	•	•	F, G, J, K, M
152	1500 pF	•	•	•	•	•	•	•	F, G, J, K, M
182	1800 pF	•	•	•	•	•	•	•	F, G, J, K, M
222	2000 pF	•	•	•	•	•	•	•	F, G, J, K, M
242	2400 pF	•	•	•	•	•	•	•	F, G, J, K, M
272	2700 pF	•	•	•	•	•	•	•	F, G, J, K, M
302	3000 pF	•	•	•	•	•	•	•	F, G, J, K, M
332	3300 pF	•	•	•	•	•	•	•	F, G, J, K, M
362	3600 pF	•	•	•	•	•	•	•	F, G, J, K, M
392	3900 pF	•	•	•	•	•	•	•	F, G, J, K, M
432	4300 pF	•	•	•	•	•	•	•	F, G, J, K, M
472	4700 pF	•	•	•	•	•	•	•	F, G, J, K, M
512	5100 pF	•	•	•	•	•	•	•	F, G, J, K, M
562	5600 pF	•	•	•	•	•	•	•	F, G, J, K, M
622	6200 pF	•	•	•	•	•	•	•	F, G, J, K, M
682	6800 pF	•	•	•	•	•	•	•	F, G, J, K, M
752	7500 pF	•	•	•	•	•	•	•	F, G, J, K, M
822	8200 pF	•	•	•	•	•	•	•	F, G, J, K, M
912	9100 pF	•	•	•	•	•	•	•	F, G, J, K, M
103	10 000 pF	•	•	•	•	•	•	•	F, G, J, K, M
113	11 000 pF	•	•	•	•	•	•	•	F, G, J, K, M
123	12 000 pF	•	•	•	•	•	•	•	F, G, J, K, M

Notes

- RoHS-compliant except when supplied with lead (Pb)-containing termination, code "L"
- Plastic carrier tape

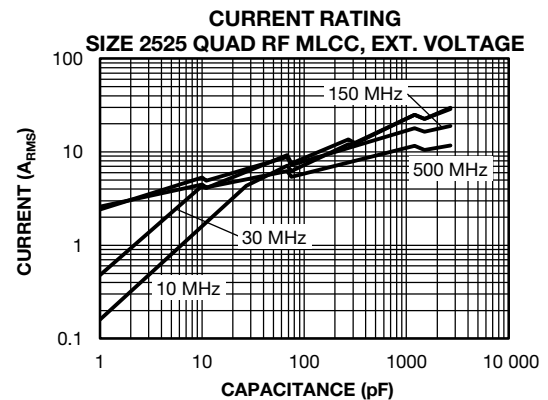
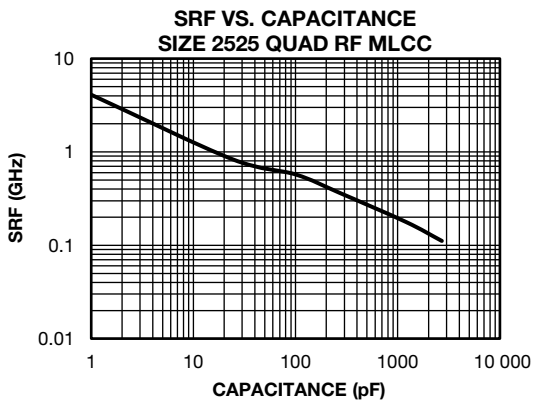
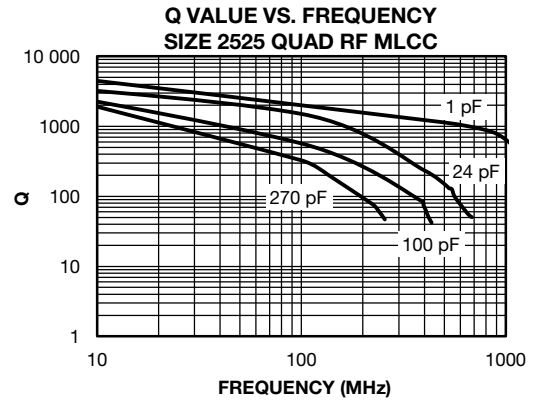
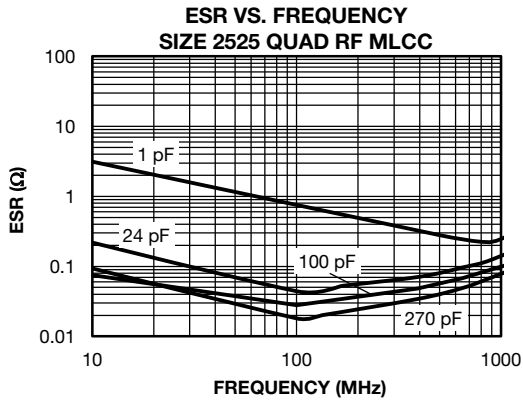
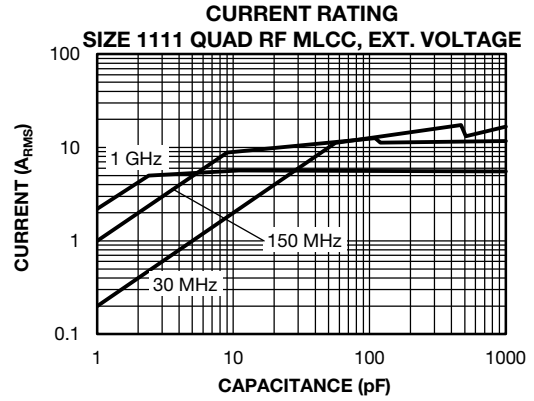
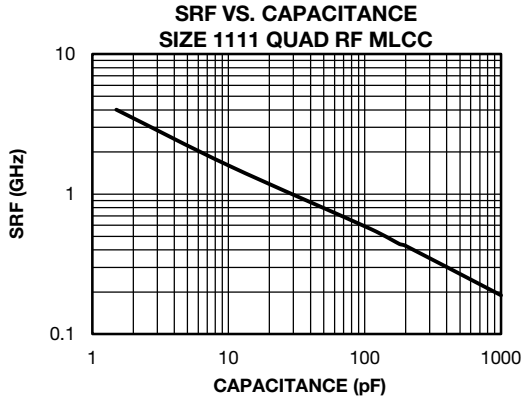


## QUAD HIGH FREQ DIELECTRIC - TYPICAL PARAMETERS



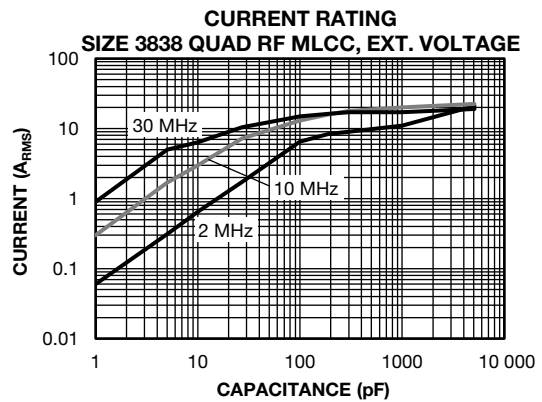
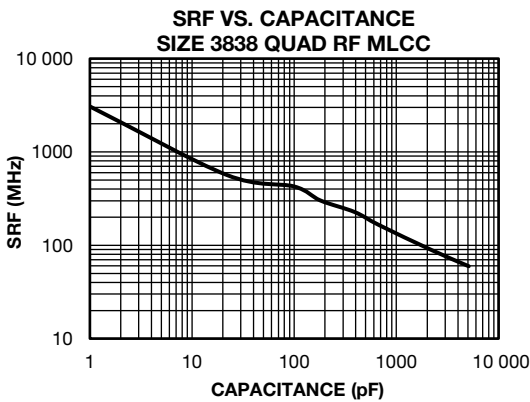
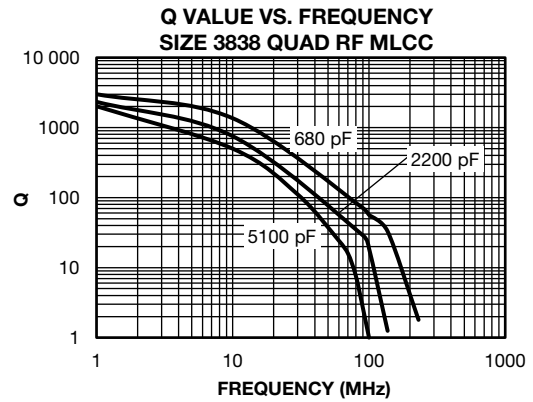
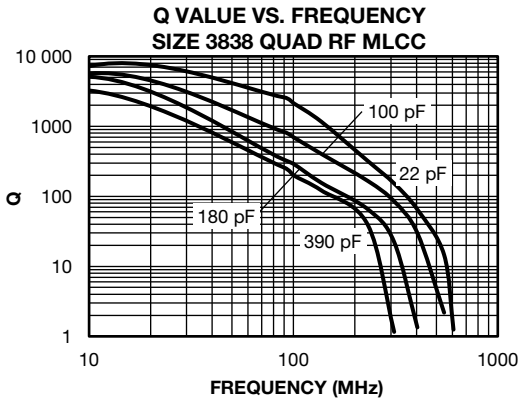
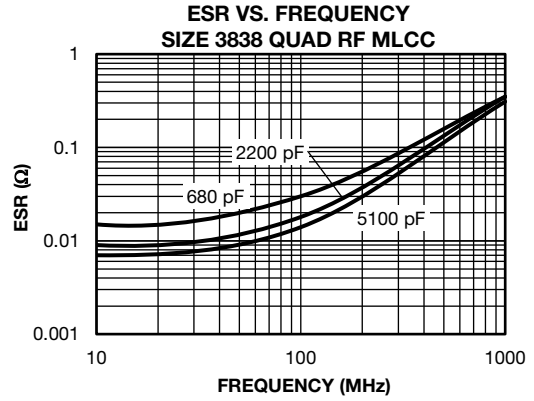
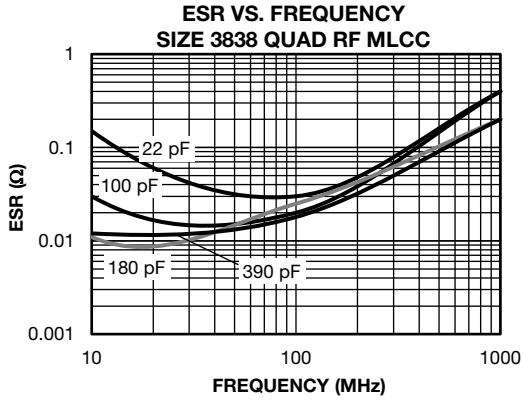


QUAD HIGH FREQ DIELECTRIC - TYPICAL PARAMETERS



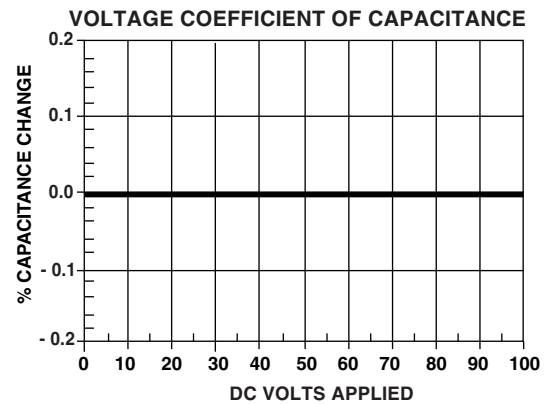
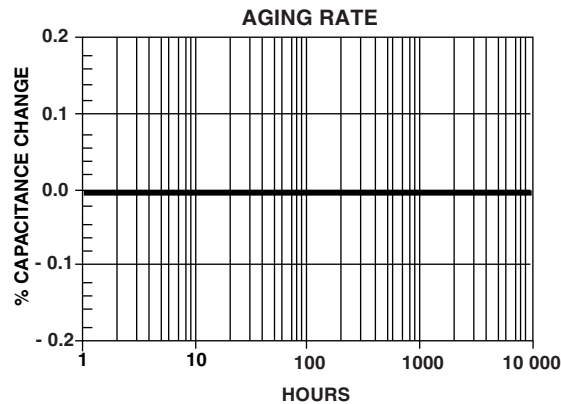
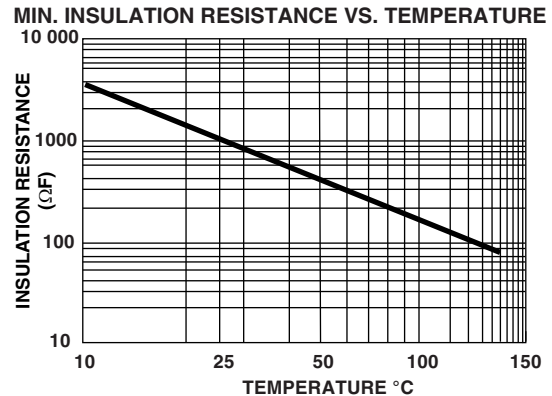
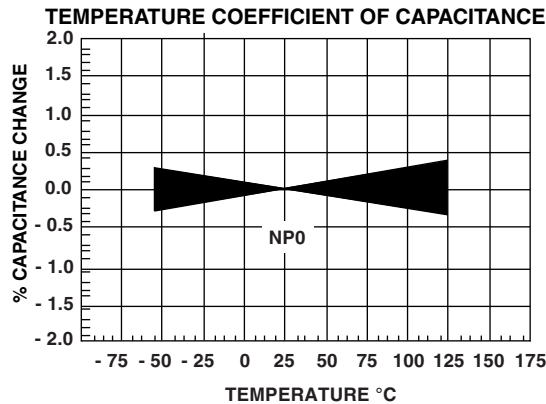


QUAD HIGH FREQ DIELECTRIC - TYPICAL PARAMETERS





**QUAD HIGH FREQ DIELECTRIC - TYPICAL PARAMETERS**



**STANDARD PACKAGING QUANTITIES (1)(2)(3)(4)**

CASE CODE	TAPE SIZE	7" REEL QUANTITIES		11 1/4" AND 13" REEL QUANTITIES	WAFFLE PACK
		PLASTIC TAPE PACKAGING CODE "T"	LOW QUANTITY "J"	PLASTIC TAPE PACKAGING CODE "R"	PLASTIC WAFFLE PACK PACKAGING CODE "W"
0505	8 mm	3000	1000	10 000	n/a
1111	8 mm	2500	1000	9000	n/a
2525	12 mm	800	500	n/a	81
3838	16 mm	400	100	n/a	35

**Notes**

- (1) Vishay Vitramon uses embossed plastic carrier tape
- (2) REFERENCE: EIA standard RS 481 - "Taping of Surface Mount Components for Automatic Placement"
- (3) n/a = not available
- (4) Final quantities for packaging can depend on product thickness

**STORAGE AND HANDLING CONDITIONS**

- (1) Store the components at 5 °C to 40 °C ambient temperature and ≤ 70 % relative humidity conditions.
- (2) The product is recommended to be used within a time-frame of 2 years after shipment (1 year for copper). Check solderability in case extended shelf life beyond the expiry date is needed.

**Precautions:**

- a. Do not store products in an environment containing corrosive elements, especially where chloride gas, sulfide gas, acid, alkali, salt or the like are present. This may cause corrosion or oxidization of the terminations, which can easily lead to poor soldering.
- b. Store products on the shelf and avoid exposure to moisture or dust.
- c. Do not expose products to excessive shock, vibration, direct sunlight and so on.



## **Disclaimer**

ALL PRODUCT, PRODUCT SPECIFICATIONS AND DATA ARE SUBJECT TO CHANGE WITHOUT NOTICE TO IMPROVE RELIABILITY, FUNCTION OR DESIGN OR OTHERWISE.

Vishay Intertechnology, Inc., its affiliates, agents, and employees, and all persons acting on its or their behalf (collectively, "Vishay"), disclaim any and all liability for any errors, inaccuracies or incompleteness contained in any datasheet or in any other disclosure relating to any product.

Vishay makes no warranty, representation or guarantee regarding the suitability of the products for any particular purpose or the continuing production of any product. To the maximum extent permitted by applicable law, Vishay disclaims (i) any and all liability arising out of the application or use of any product, (ii) any and all liability, including without limitation special, consequential or incidental damages, and (iii) any and all implied warranties, including warranties of fitness for particular purpose, non-infringement and merchantability.

Statements regarding the suitability of products for certain types of applications are based on Vishay's knowledge of typical requirements that are often placed on Vishay products in generic applications. Such statements are not binding statements about the suitability of products for a particular application. It is the customer's responsibility to validate that a particular product with the properties described in the product specification is suitable for use in a particular application. Parameters provided in datasheets and / or specifications may vary in different applications and performance may vary over time. All operating parameters, including typical parameters, must be validated for each customer application by the customer's technical experts. Product specifications do not expand or otherwise modify Vishay's terms and conditions of purchase, including but not limited to the warranty expressed therein.

Except as expressly indicated in writing, Vishay products are not designed for use in medical, life-saving, or life-sustaining applications or for any other application in which the failure of the Vishay product could result in personal injury or death. Customers using or selling Vishay products not expressly indicated for use in such applications do so at their own risk. Please contact authorized Vishay personnel to obtain written terms and conditions regarding products designed for such applications.

No license, express or implied, by estoppel or otherwise, to any intellectual property rights is granted by this document or by any conduct of Vishay. Product names and markings noted herein may be trademarks of their respective owners.

# Mouser Electronics

Authorized Distributor

Click to View Pricing, Inventory, Delivery & Lifecycle Information:

## Vishay:

[VJ0505D2R2BXPAP](#) [VJ1111D3R3CXRAJ](#) [VJ0505D1R2BXPAP](#) [VJ0505D3R0BXPAP](#) [VJ1111D180JXRAJ](#)  
[VJ1111D820JXRAT](#) [VJ1111D561KXDAT](#) [VJ1111D4R7CXRAJ](#) [VJ1111D1R5BXPAP](#) [VJ1111D1R0BXPAP](#)  
[VJ1111D270JXRAJ](#) [VJ1111D151KXGAT](#) [VJ1111D3R9CXRAJ](#) [VJ1111D102KXDAT](#) [VJ0505D1R5BXPAP](#)  
[VJ0505D101JXCAJ](#) [VJ1111D121KXGAT](#) [VJ1111D200JXRAJ](#) [VJ0505D180JXPAP](#) [VJ1111D2R4BXPAP](#)  
[VJ1111D331KXLAT](#) [VJ0505D270JXPAP](#) [VJ0505D2R0BXPAP](#) [VJ1111D201KXLAT](#) [VJ0505D560JXPAP](#)  
[VJ1111D8R2CXRAJ](#) [VJ1111D181KXGAT](#) [VJ0505D2R7BXPAP](#) [VJ1111D6R8CXRAJ](#) [VJ0505D220JXPAP](#)  
[VJ1111D2R2BXPAP](#) [VJ1111D271KXLAT](#) [VJ1111D390JXRAJ](#) [VJ0505D8R2CXPAJ](#) [VJ1111D2R7BXPAP](#)  
[VJ1111D681KXDAT](#) [VJ1111D120JXRAJ](#) [VJ1111D821KXDAT](#) [VJ1111D101JXRAT](#) [VJ0505D680JXCAJ](#)  
[VJ0505D100JXPAP](#) [VJ0505D240JXPAP](#) [VJ1111D241KXLAT](#) [VJ1111D3R0BXPAP](#) [VJ0505D390JXPAP](#)  
[VJ1111D680JXRAT](#) [VJ0505D200JXPAP](#) [VJ0505D120JXPAP](#) [VJ1111D5R6CXRAJ](#) [VJ1111D240JXRAJ](#)  
[VJ1111D470JXRAJ](#) [VJ0505D2R4BXPAP](#) [VJ0505D3R3BXPAP](#) [VJ0505D150JXPAP](#) [VJ1111D1R2BXPAP](#)  
[VJ1111D220JXRAJ](#) [VJ0505D5R6CXPAJ](#) [VJ1111D221KXLAT](#) [VJ0505D6R8CXPAJ](#) [VJ0505D820JXCAJ](#)  
[VJ1111D330JXRAJ](#) [VJ0505D1R0BXPAP](#) [VJ1111D2R0BXPAP](#) [VJ1111D150JXRAJ](#) [VJ0505D4R7CXPAJ](#)  
[VJ1111D560JXRAJ](#) [VJ0505D300JXPAP](#) [VJ0505D330JXPAP](#) [VJ1111D100JXRAJ](#) [VJ1111D391KXLAT](#)  
[VJ0505D3R9BXPAP](#) [VJ0505D470JXPAP](#) [VJ1111D471KXLAT](#) [VJ1111D1R8BXPAP](#) [VJ0505D1R8BXPAP](#)  
[VJ1111D301KXLAT](#) [VJ1111D300JXRAJ](#) [VJ1111D681KXDAJ](#) [VJ1111D181KXGAJ](#) [VJ1111D391KXLAJ](#)  
[VJ1111D101JXRAJ](#) [VJ1111D201KXLAJ](#) [VJ1111D331KXLAJ](#) [VJ1111D680JXRAJ](#) [VJ1111D471KXLAJ](#)  
[VJ1111D151KXGAJ](#) [VJ1111D820JXRAJ](#) [VJ1111D221KXLAJ](#) [VJ1111D561KXDAJ](#) [VJ1111D121KXGAJ](#)  
[VJ1111D241KXLAJ](#) [VJ1111D102KXDAJ](#) [VJ1111D301KXLAJ](#) [VJ1111D271KXLAJ](#) [VJ1111D821KXDAJ](#)  
[VJ0505D100FXPAJ](#) [VJ0505D130JXPAP](#) [VJ0505D360FXPAJ](#) [VJ0505D470FXPAJ](#) [VJ1111D120FXGAJ](#)