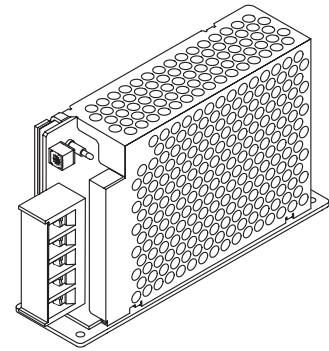


# ■ PB · PMA · PDA Series Attachment

## BASE Attachment

| Plate model | Applicable models              |
|-------------|--------------------------------|
| F-PBA10-1   | PBA10F                         |
| F-PBA15-1   | PBA15F, PBW15F, PDA15F         |
| F-PBA30-1   | PBA30F, PBW30F, PMA15F, PDA30F |
| F-PBA50-1   | PBA50F, PBW50F, PMA30F, PDA50F |
| F-PBA75-1   | PBA75F, PMA60F                 |
| F-PBA100-1  | PBA100F                        |
| F-PBA150-1  | PBA150F, PMA100F               |

Example



< TOP VIEW > (Unit : mm) (Tolerance : ±1)

|  |  |
|--|--|
| <p style="text-align: center;"><b>F-PBA10-1</b></p> <p>Size</p> <ul style="list-style-type: none"> <li>★ Material : SECC</li> <li>★ Thickness : 2.0</li> <li>★ Weight : 60g max</li> </ul> | <p style="text-align: center;"><b>F-PBA15-1</b></p> <p>Size</p> <ul style="list-style-type: none"> <li>★ Material : SECC</li> <li>★ Thickness : 2.0</li> <li>★ Weight : 70g max</li> </ul> |
| <p>★ M3 Flat screw is requested when mounting.<br/>Please check catalog for the size of screw.</p>   |  |
| <p>Mounting hole size</p> <p>FRONT ←</p>   | <p>Mounting hole size</p> <p>FRONT ←</p>   |
| <p style="text-align: center;"><b>F-PBA30-1</b></p> <p>Size</p> <ul style="list-style-type: none"> <li>★ Material : SECC</li> <li>★ Thickness : 2.0</li> <li>★ Weight : 85g max</li> </ul> | <p style="text-align: center;"><b>F-PBA50-1</b></p> <p>Size</p> <ul style="list-style-type: none"> <li>★ Material : SECC</li> <li>★ Thickness : 2.0</li> <li>★ Weight : 95g max</li> </ul> |
| <p>★ M3 Flat screw is requested when mounting.<br/>Please check catalog for the size of screw.</p>   |  |
| <p>Mounting hole size</p> <p>FRONT ←</p>   | <p>Mounting hole size</p> <p>FRONT ←</p>   |

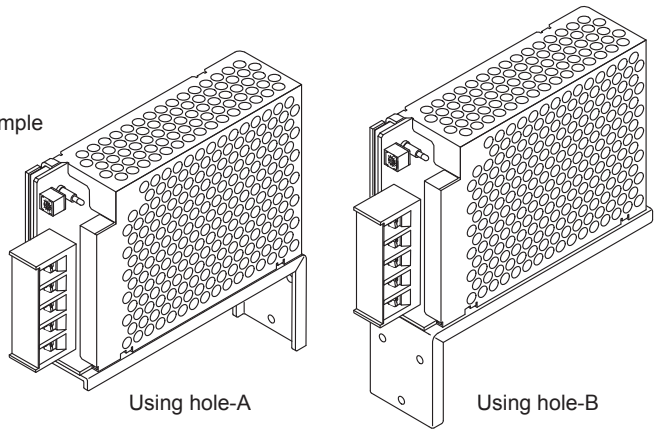
< TOP VIEW > (Unit : mm) (Tolerance : ±1)

|   |  |
|---|--|
| <p style="text-align: center;"><b>F-PBA75-1</b></p> <p>Size</p> <ul style="list-style-type: none"> <li>* Material : SECC</li> <li>* Thickness : 2.0</li> <li>* Weight : 110g max</li> </ul> | <p style="text-align: center;"><b>F-PBA100-1</b></p> <p>Size</p> <ul style="list-style-type: none"> <li>* Material : SECC</li> <li>* Thickness : 2.0</li> <li>* Weight : 110g max</li> </ul> |
| <p>* M3 Flat screw is requested when mounting.<br/>Please check catalog for the size of screw.</p>  |  |
| <p>Mounting hole size</p> <p>FRONT ←</p>  | <p>Mounting hole size</p> <p>FRONT ←</p>   |
| <p style="text-align: center;"><b>F-PBA150-1</b></p>  |  |
| <p>Size</p> <ul style="list-style-type: none"> <li>* Material : SECC</li> <li>* Thickness : 2.0</li> <li>* Weight : 130g max</li> </ul>   |  |
| <p>* M3 Flat screw is requested when mounting.<br/>Please check catalog for the size of screw.</p>  |  |
| <p>Mounting hole size</p> <p>FRONT ←</p>  |  |

FRONT · REVERSE  
Attachment

| Plate model | Applicable models              |
|-------------|--------------------------------|
| F-PBA10-2   | PBA10F                         |
| F-PBA15-2   | PBA15F, PBW15F, PDA15F         |
| F-PBA30-2   | PBA30F, PBW30F, PMA15F, PDA30F |
| F-PBA50-2   | PBA50F, PBW50F, PMA30F, PDA50F |
| F-PBA75-2   | PBA75F, PMA60F                 |
| F-PBA100-2  | PBA100F                        |
| F-PBA150-2  | PBA150F, PMA100F               |

Example



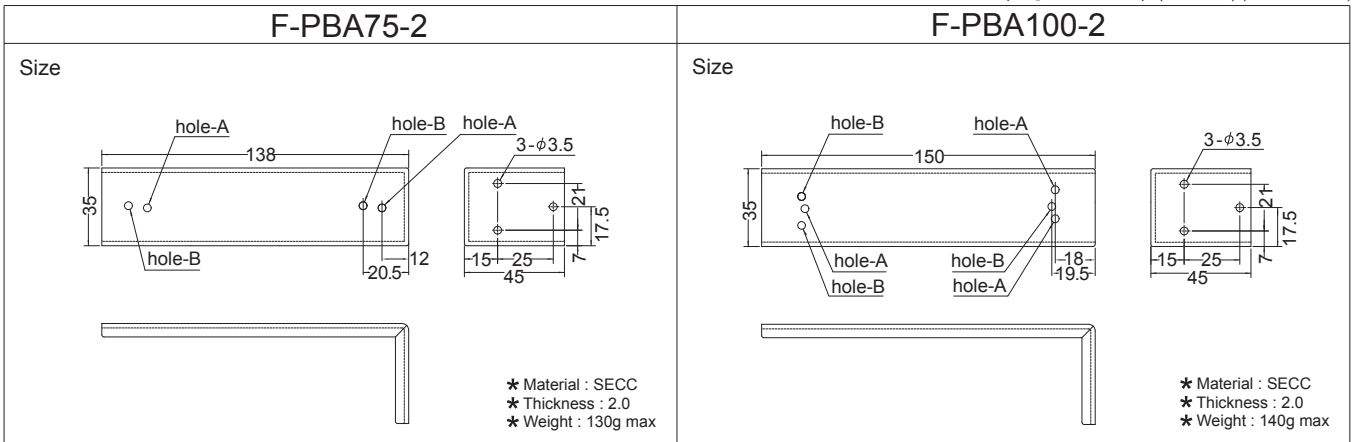
Using hole-A

Using hole-B

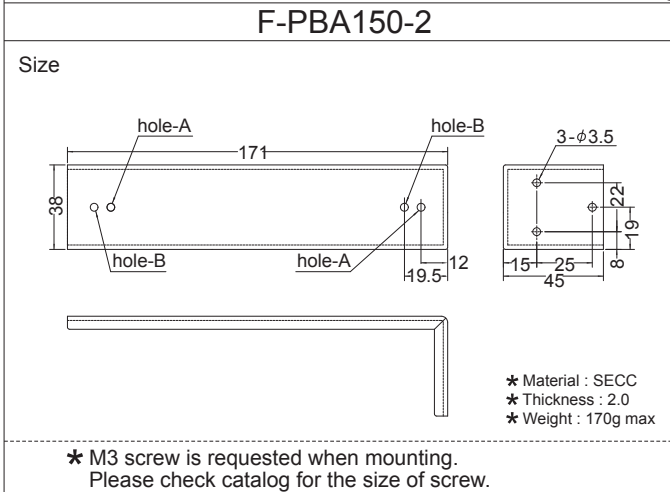
< TOP VIEW > (Unit : mm) (Tolerance : ±1)

| <p>Size</p> <p><b>F-PBA10-2</b></p> <ul style="list-style-type: none"> <li>* Material : SECC</li> <li>* Thickness : 1.6</li> <li>* Weight : 60g max</li> </ul> | <p>Size</p> <p><b>F-PBA15-2</b></p> <ul style="list-style-type: none"> <li>* Material : SECC</li> <li>* Thickness : 1.6</li> <li>* Weight : 70g max</li> </ul>  |
|--|---|
| <p>* M3 screw is requested when mounting.<br/>Please check catalog for the size of screw.</p>  |   |
| <p>Size</p> <p><b>F-PBA30-2</b></p> <ul style="list-style-type: none"> <li>* Material : SECC</li> <li>* Thickness : 1.6</li> <li>* Weight : 80g max</li> </ul> | <p>Size</p> <p><b>F-PBA50-2</b></p> <ul style="list-style-type: none"> <li>* Material : SECC</li> <li>* Thickness : 2.0</li> <li>* Weight : 120g max</li> </ul> |
| <p>* M3 screw is requested when mounting.<br/>Please check catalog for the size of screw.</p>  |   |

< TOP VIEW > (Unit : mm) (Tolerance : ±1)



\* M3 screw is requested when mounting.  
Please check catalog for the size of screw.



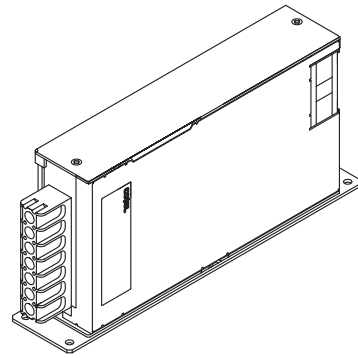
\* M3 screw is requested when mounting.  
Please check catalog for the size of screw.

# PLA · PJA Series Attachment

BASE Attachment

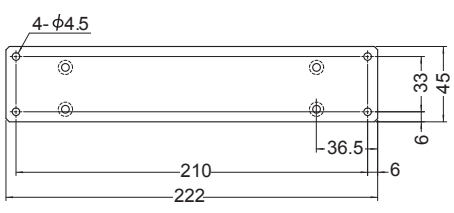
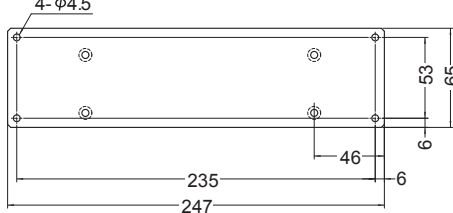
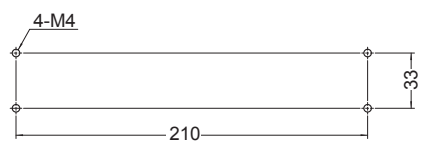
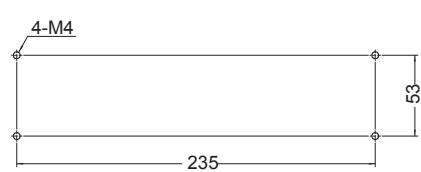
| Plate model | Applicable models |
|-------------|-------------------|
| F-PLA15-1   | PLA15F            |
| F-PLA30-1   | PLA30F            |
| F-PLA50-1   | PLA50F            |
| F-PLA100-1  | PJA100F, PJA150F  |
| F-PLA300-1  | PJA300F           |
| F-PLA600-1  | PJA600F           |

Example  
(PJA300F)



< TOP VIEW > (Unit : mm) (Tolerance : ±1)

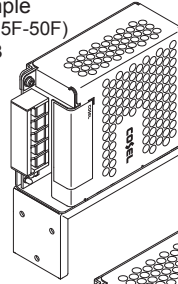
| F-PLA15-1  |  | F-PLA30-1          |   |
|--|--|--------------------|---|
| Size   | <ul style="list-style-type: none"> <li>* Material : SECC</li> <li>* Thickness : 2.0</li> <li>* Weight : 65g max</li> </ul> | Size               | <ul style="list-style-type: none"> <li>* Material : SECC</li> <li>* Thickness : 2.0</li> <li>* Weight : 75g max</li> </ul>  |
| <p>* M3 Flat screw is requested when mounting.<br/>Please check catalog or instruction manual for the size of screw.</p> |  |                    |   |
| Mounting hole size   |  | Mounting hole size |   |
| F-PLA50-1  |  | F-PLA100-1         |   |
| Size   | <ul style="list-style-type: none"> <li>* Material : SECC</li> <li>* Thickness : 2.0</li> <li>* Weight : 85g max</li> </ul> | Size               | <ul style="list-style-type: none"> <li>* Material : SEHC</li> <li>* Thickness : 2.3</li> <li>* hole-A : PJA100F</li> <li>* hole-B : PJA150F</li> <li>* Weight : 130g max</li> </ul> |
| <p>* M3 Flat screw is requested when mounting.<br/>Please check catalog or instruction manual for the size of screw.</p> |  |                    |   |
| Mounting hole size   |  | Mounting hole size |   |

| F-PLA300-1  | F-PLA600-1   |
|---|--|
| <p>Size</p>  <ul style="list-style-type: none"> <li>* Material : SEHC</li> <li>* Thickness : 3.2</li> <li>* Weight : 300g max</li> </ul> | <p>Size</p>  <ul style="list-style-type: none"> <li>* Material : SEHC</li> <li>* Thickness : 3.2</li> <li>* Weight : 460g max</li> </ul> |
| <p style="text-align: center;">* M4 Flat screw is requested when mounting.<br/>Please check catalog or instruction manual for the size of screw.</p>  |  |
| <p>Mounting hole size</p> <p>FRONT ←</p>   | <p>Mounting hole size</p> <p>FRONT ←</p>   |

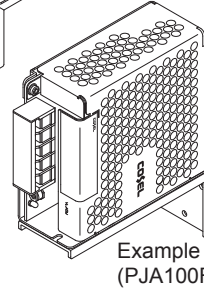
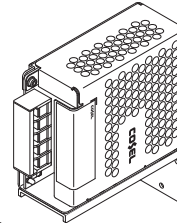
FRONT • REVERSE  
Attachment

| Plate model | Applicable models |
|-------------|-------------------|
| F-PLA15-2   | PLA15F            |
| F-PLA30-2   | PLA30F            |
| F-PLA50-2   | PLA50F            |
| F-PLA100-2  | PJA100F, PJA150F  |
| F-PLA300-2  | PJA300F           |
| F-PLA600-2  | PJA600F           |

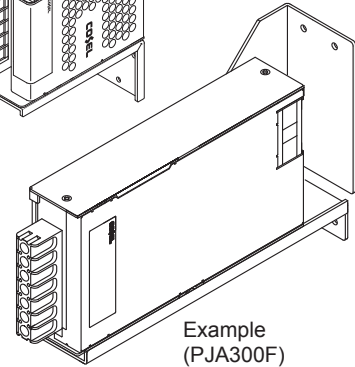
Example  
(PLA15F-50F)  
hole-B



Example  
(PLA15F-50F)  
hole-A

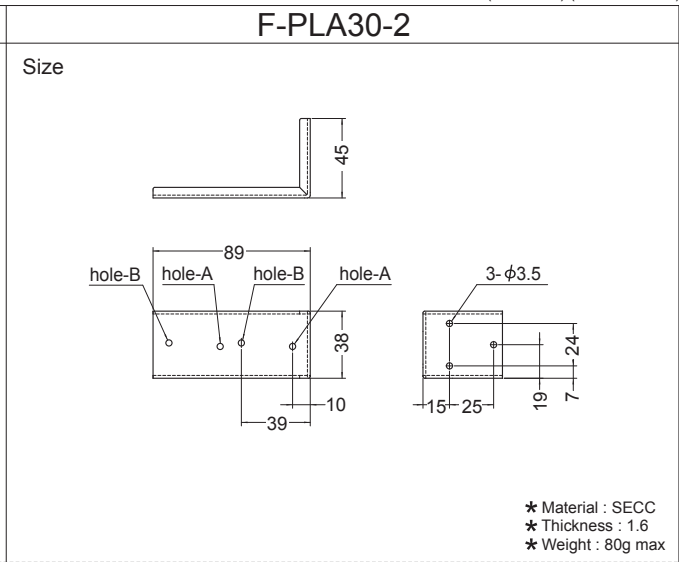
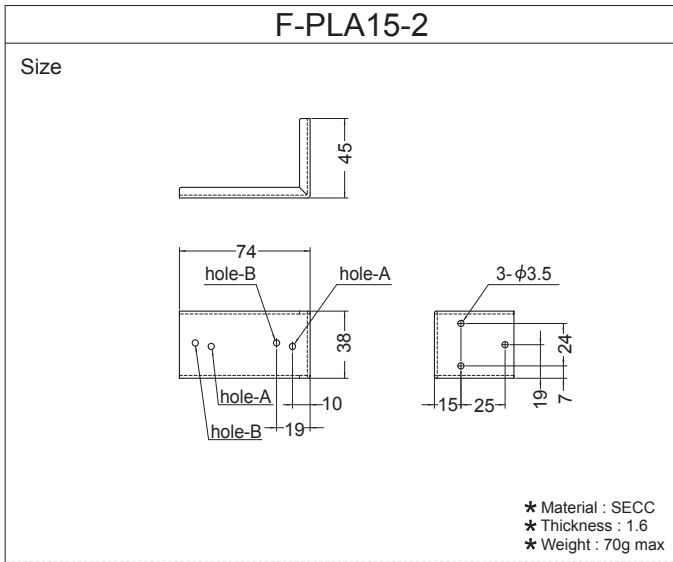


Example  
(PJA100F)

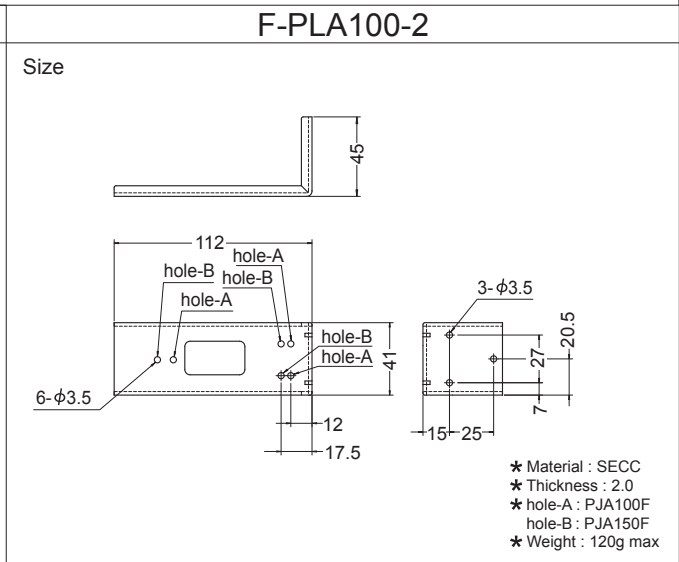
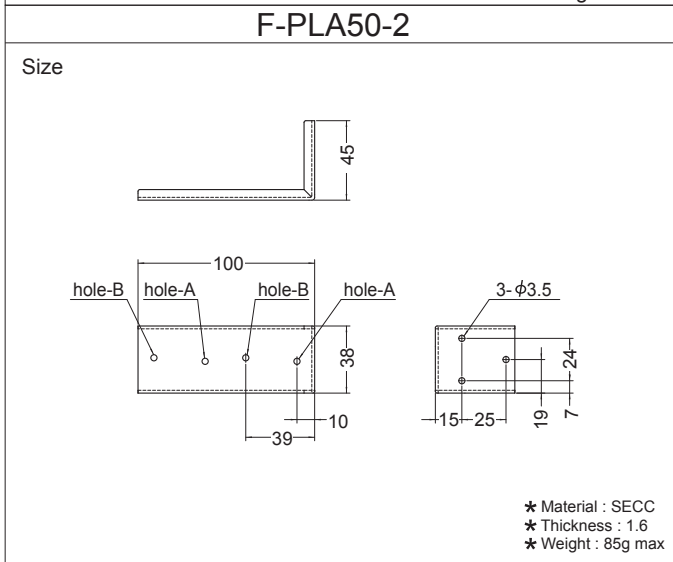


Example  
(PJA300F)

(Unit : mm) (Tolerance : ±1)

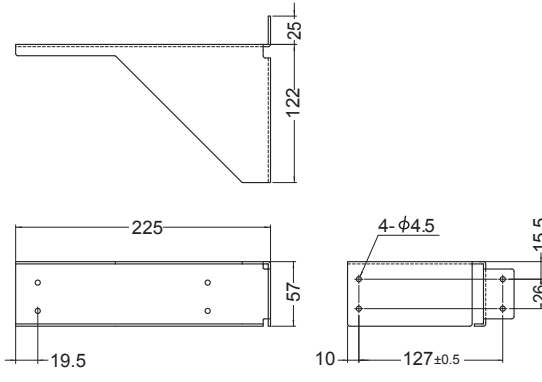
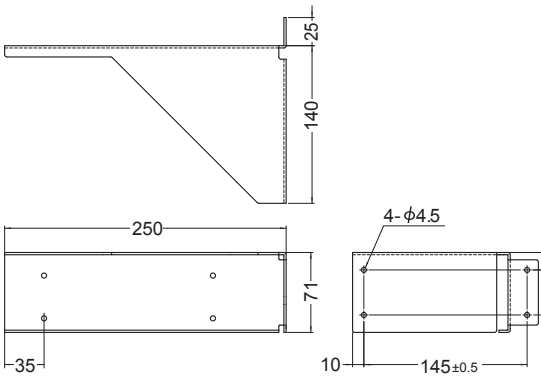


★ M3 screw is requested when mounting.  
Please check catalog or instruction manual for the size of screw.



★ M3 screw is requested when mounting.  
Please check catalog or instruction manual for the size of screw.

(Unit : mm) (Tolerance : ±1)

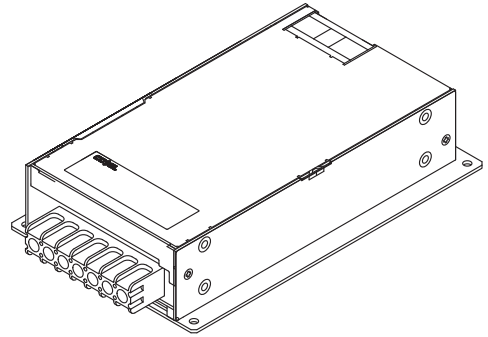
| F-PLA300-2  | F-PLA600-2   |
|---|--|
| <p>Size</p>  <ul style="list-style-type: none"> <li>* Material : SEHC</li> <li>* Thickness : 2.0</li> <li>* Weight : 600g max</li> </ul> | <p>Size</p>  <ul style="list-style-type: none"> <li>* Material : SEHC</li> <li>* Thickness : 2.0</li> <li>* Weight : 800g max</li> </ul> |
| <p>* M4 screw is requested when mounting.<br/>Please check catalog or instruction manual for the size of screw.</p>   |  |



BASE Attachment

| Plate model | Applicable models |
|-------------|-------------------|
| F-PLA300-3  | PJA300F           |
| F-PLA600-3  | PJA600F           |

Example  
(PJA300F)



< TOP VIEW > (Unit : mm) (Tolerance : ±1)

| F-PLA300-3  | F-PLA600-3  |
|---|---|
| <p>Size</p> <ul style="list-style-type: none"> <li>★ Material : SEHC</li> <li>★ Thickness : 3.2</li> <li>★ Weight : 750g max</li> </ul> | <p>Size</p> <ul style="list-style-type: none"> <li>★ Material : SEHC</li> <li>★ Thickness : 3.2</li> <li>★ Weight : 950g max</li> </ul> |
| <p>★ M4 Flat screw is requested when mounting.<br/>Please check catalog or instruction manual for the size of screw.</p>                |   |
| <p>Mounting hole size</p> <p>FRONT ←</p>  | <p>Mounting hole size</p> <p>FRONT ←</p>  |