

202516-1 ✓ ACTIVE

AMP | AMP M Series

TE Internal #: 202516-1

Housing, Receptacle, Cable-to-Cable / Cable-to-Panel, 42 Position,
4.11 mm [.162 in] Centerline, AMP M Series, Rectangular Power
Connectors

[View on TE.com >](#)



Connectors > Power Connectors > Rectangular Power > Rectangular Power Connectors



Rectangular Power Connector Type: **Housing**

Connector & Housing Type: **Receptacle**

Connector System: **Cable-to-Cable, Cable-to-Panel**

Number of Positions: **42**

Centerline (Pitch): **4.11 mm [.162 in]**

Features

Product Type Features

Rectangular Power Connector Type	Housing
Connector & Housing Type	Receptacle
Connector System	Cable-to-Cable, Cable-to-Panel
Sealable	No
Connector & Contact Terminates To	Wire & Cable

Configuration Features

Number of Positions by Circuit Application	36+6
Number of Positions	42
Number of Power Positions	6
Number of Signal Positions	36
Number of Rows	5

Electrical Characteristics

Operating Voltage	250 VDC
-------------------	---------

Contact Features



Multiple Contact Types	With
Contact Current Rating (Max)	23 A
Contact Retention Within Housing	With
Contact Type	Socket

Termination Features

Termination Method to Wire & Cable	Crimp
------------------------------------	-------

Mechanical Attachment

Panel Mount Feature	With
Panel Mount Feature Type	Screw Mount
Connector Mounting Type	Panel Mount

Housing Features

Centerline (Pitch)	4.11 mm [.162 in]
Housing Color	Black
Housing Material	Phenolic

Dimensions

Connector Height	65.86 mm [2.593 in]
Product Width	19.05 mm [.75 in]
Product Length	23.24 mm [.915 in]
Wire Size	.05 – 2 mm ²
Row-to-Row Spacing	3.43 mm [.135 in]

Usage Conditions

Operating Temperature Range	-55 – 150 °C [-67 – 302 °F]
-----------------------------	-----------------------------

Operation/Application

Circuit Application	Power & Signal
---------------------	----------------

Industry Standards

UL Flammability Rating	UL 94V-0
Glow Wire Rating	Standard Part - Not Glow Wire

Packaging Features

Packaging Quantity	70
Packaging Method	Carton

Product Compliance

[For compliance documentation, visit the product page on TE.com>](#)

EU RoHS Directive 2011/65/EU	Compliant
EU ELV Directive 2000/53/EC	Compliant
China RoHS 2 Directive MIIT Order No 32, 2016	No Restricted Materials Above Threshold
EU REACH Regulation (EC) No. 1907/2006	Current ECHA Candidate List: JUNE 2024 (241) Candidate List Declared Against: JUNE 2024 (241) Does not contain REACH SVHC
Halogen Content	Low Halogen - Br, Cl, F, I < 900 ppm per homogenous material. Also BFR/CFR/PVC Free
Solder Process Capability	Wave solder capable to 265°C

Product Compliance Disclaimer

This information is provided based on reasonable inquiry of our suppliers and represents our current actual knowledge based on the information they provided. This information is subject to change. The part numbers that TE has identified as EU RoHS compliant have a maximum concentration of 0.1% by weight in homogenous materials for lead, hexavalent chromium, mercury, PBB, PBDE, DBP, BBP, DEHP, DIBP, and 0.01% for cadmium, or qualify for an exemption to these limits as defined in the Annexes of Directive 2011/65/EU (RoHS2). Finished electrical and electronic equipment products will be CE marked as required by Directive 2011/65/EU. Components may not be CE marked. Additionally, the part numbers that TE has identified as EU ELV compliant have a maximum concentration of 0.1% by weight in homogenous materials for lead, hexavalent chromium, and mercury, and 0.01% for cadmium, or qualify for an exemption to these limits as defined in the Annexes of Directive 2000/53/EC (ELV). Regarding the REACH Regulation, the information TE provides on SVHC in articles for this part number is based on the latest European Chemicals Agency (ECHA) 'Guidance on requirements for substances in articles' posted at this URL: <https://echa.europa.eu/guidance-documents/guidance-on-reach>

Compatible Parts



Also in the Series | [AMP M Series](#)



Board-to-Board Jumpers & Shunts(7)



Connector Caps & Covers(12)



Connector Hardware(18)



Connector Strain Relief(11)



Rack & Panel Connectors(1)



Rectangular Power Connectors(65)

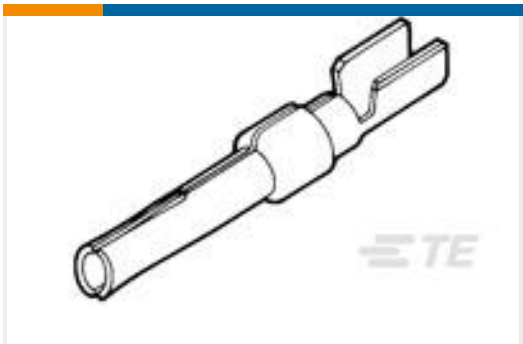
Customers Also Bought



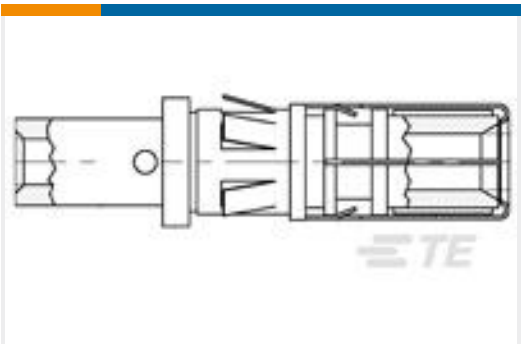
TE Part #205209-7
RECP ASSY SIZE 4



TE Part #201578-1
Pin and Socket Contacts, Type II



TE Part #745230-2
20DF SOCKET CONTACT, PLATED



TE Part #202417-1
SKT CONT ASSY, TYPE I




TE Part #201580-1
SKT CONT ASSY, TYPE II



TE Part #1-200833-1
SERIES "M" GUIDE PIN ST. STL.



TE Part #1-200835-1
SERIES "M" MIN. RECT. GUIDE SOC



TE Part #4-2176527-3
3503G 2B 1K5 1% 5K RL

Documents

Product Drawings
42 POS FEM RECP BLOCK

English

CAD Files

3D PDF

English

Customer View Model

ENG_CVM_202516-1_H.3d_igs.zip



English

Customer View Model

[ENG_CVM_202516-1_H.3d_stp.zip](#)

English

Customer View Model

[ENG_CVM_202516-1_H.2d_dxf.zip](#)

English

Customer View Model

[ENG_CVM_CVM_202516-1_AB.3d_igs.zip](#)

English

Customer View Model

[ENG_CVM_CVM_202516-1_AB.3d_stp.zip](#)

English

Customer View Model

[ENG_CVM_CVM_202516-1_AB.2d_dxf.zip](#)

English

3D PDF

3D

By downloading the CAD file I accept and agree to the [Terms and Conditions](#) of use.

Datasheets & Catalog Pages

[M_SERIES_PIN_AND_SOCKET_CONNECTORS](#)

English

Instruction Sheets

[Instruction Sheet \(U.S.\)](#)

English

[ASSEMBLY INSTRUCTIONS FOR AP* 42 POSITION SERIES "M" CONNECTORS](#)

English

[Instruction Sheet \(U.S.\)](#)

English

[LATCHING SHIELD AND PIN HOOD FOR 50 POSITION "M" SERIES CONNECTOR](#)

English

Agency Approvals

[Agency Approval Document](#)

English