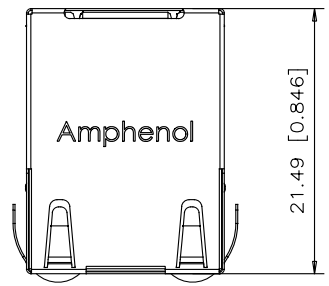


REVISIONS			
REV	DESCRIPTION, ECN, EAR NO.	DATE	APP'D
E	UPDATE BACK WALL OF SHIELD; ADD SPECIAL LED CODE INSTRUCTION	FEB14/17	L.CHAN
F	ADD SPECIFICAL LED OPTION	APR20/17	L.CHAN
G	UPDATE BI-COLOR LED SCHEMATIC	JUL22/19	L.CHAN

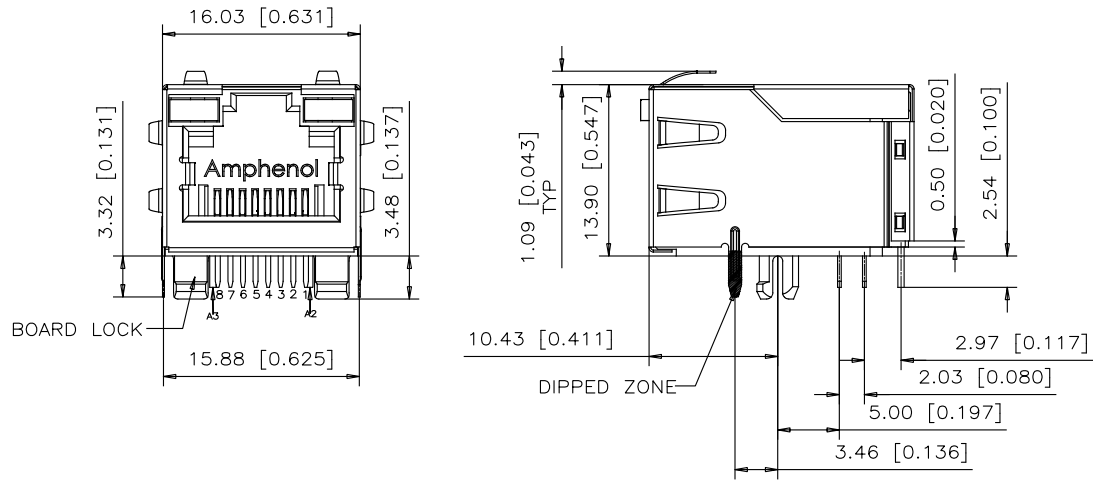


**NOTES:**

ELECTRICAL:

- VOLTAGE RATING: 125 VAC.
- CURRENT RATING: 1.25 AMPS PER CONTACTS.
- INSULATING RESISTANCE: 500 MEGOHMS MINIMUM.
- DIELECTRIC STRENGTH: 1000 VAC RMS 60HZ, 1 MIN.
- CATEGORY 5e CHARACTERISTIC:

FREQUENCY MHz	NEAR-END CROSS TALK dB, MIN.	RETURN LOSS dB, MIN	INSERTION LOSS dB, MAX
1.0	65	30	0.1
4.0	65	30	0.1
8.0	64.9	30	0.1
10.0	63	30	0.1
16.0	58.9	30	0.2
20.0	57	30	0.2
25.0	55	30	0.2
31.25	53.1	30	0.2
62.5	47.1	24.1	0.3
100.0	43	20	0.4



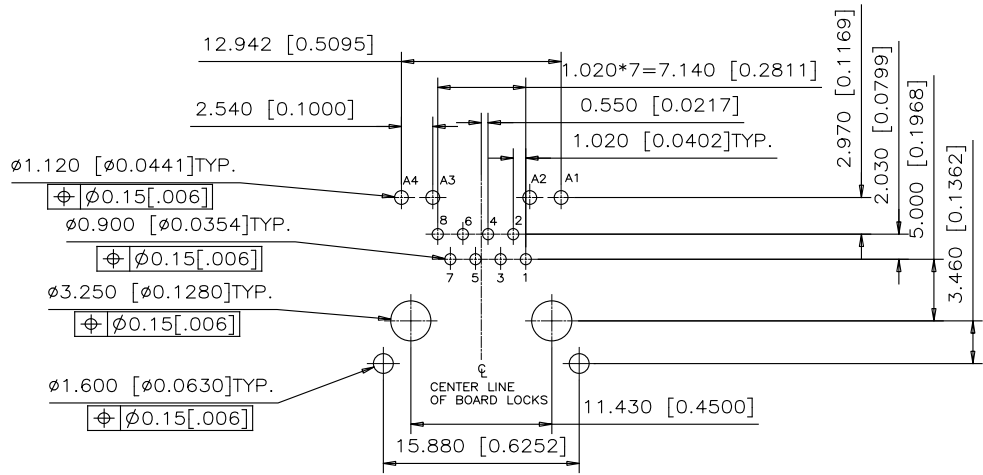
MECHANICAL:

- SHIELD: STAINLESS STEEL, WITH TIN-DIP ON SOLDER TABS.
- HOUSING: HIGH TEMP THERMOPLASTIC. UL 94V-0.
- CONTACT: COPPER ALLOY  
SELECTIVE GOLD PLATING FOR MATING SURFACE,  
50u" NICKEL UNDERPLATE  
100u" MATTE TIN PLATING ON CONTACT SOLDER TAIL.

ENVIRONMENTAL:

- STORAGE: -40° TO +85°.
- OPERATION: -40° TO +85°.

MATES WITH MODULAR PLUG CONFORMING TO TIA-1096 STANDARD.  
RECOMMENDED SOLDER PROCESS: WAVE SOLDER, PEAK TEMPERATURE  
260° FOR 10 SECOND.



RECOMMENDED PCB HOLE LAYOUT  
SEEN FROM COMPONENT SIDE  
TOLERANCE: ±0.05 [0.002]

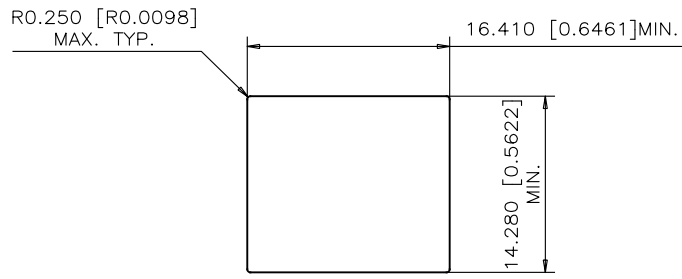
UNLESS SPECIFIED OTHERWISE	DRAWN HUGH WANG	MAY09/12
PRIMARY UNITS MILLIMETERS	CHECKED L.CHAN	MAY09/12
SECONDARY INCHES	M.E. APP'D	
REFERENCE IN PARENTHESES	Q.A. APP'D	
GENERAL TOLERANCES FOR MM	DWG APP'D A.GREEN	MAY09/12
1 DECIMAL PLACE ±0.5	ENG. REL. NO.	
2 DECIMAL PLACES ±0.38	REF.	
3 DECIMAL PLACES ±0.10	THIRD ANGLE PROJECTION	DO NOT SCALE DRAWING
AUGULAR DEGREE ±3°		

Amphenol Canada Corp.  
Commercial Products

MODULAR JACK, SINGLE PORT, 8P8C,  
SHIELDED, TAP UP TYPE WITH LED,  
CAT 5e - RoHS COMPLIANT

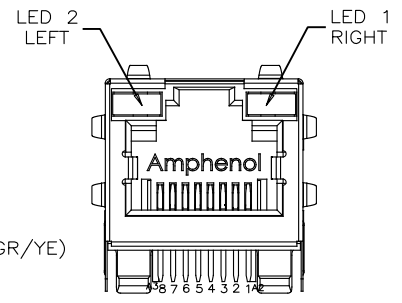
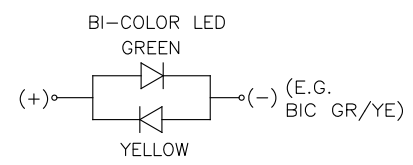
DWG NO. P-RJE58-188-5XX1

CODE ID NO. 03554 | DWG SIZEN/A | SCALE FIT | SHEET 1 OF 2

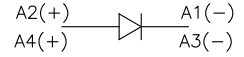


RECOMMENDED PANEL CUTOUT

**LED SCHEMATIC**



**SINGLE COLOR LED**



**AMPHENOL PART NUMBER DESCRIPTION**

RJE58-188-5XX1

GOLD PLATING OPTION  
 1=6u" GOLD PLATING  
 2=15u" MIN. GOLD PLATING  
 3=30u" MIN. GOLD PLATING  
 4=50u" MIN. GOLD PLATING

CODE	LED 2(LEFT)	LED 1(RIGHT)	CODE	LED 2(LEFT)	LED 1(RIGHT)	CODE	LED 2(LEFT)	LED 1(RIGHT)
0	BLOCKED	BLOCKED	9	GREEN	BLOCKED	J	BiC RD/GR	YELLOW
1	YELLOW	GREEN	A	BiC GR/YE	BiC GR/YE	K	YELLOW	BiC GR/OR
2	BLOCKED	GREEN	B	BiC RD/GR	BiC RD/GR	L	BiC GR/YE	RED
3	YELLOW	BLOCKED	C	BiC RD/GR	BiC GR/YE	M	RED	YELLOW
4	GREEN	YELLOW	D	GREEN	BiC GR/YE	N	BiC GR/RD	BiC GR/YE
5	GREEN	GREEN	E	YELLOW	BiC GR/YE	P	GREEN	BiC RD/GR
6	YELLOW	YELLOW	F	BiC GR/YE	YELLOW	R	BiC GR/OR	GREEN
7	RED	GREEN	G	BiC GR/OR	BiC GR/OR	T	RED	RED
8	GREEN	RED	H	BiC GR/YE	GREEN	V	BiC RD/GR	GREEN
			W	ADDITIONAL OPTIONS				

**EXAMPLE OF ADDITIONAL LED OPTIONS:**

PART NUMBER RJE58-188-54W1-OX  
 OX - ADDITIONAL LED COLOR CODE ONLY USED FOR "W" OPTIONS USED IN FIRST LED CODE  
 W - DENOTES ADDITIONAL LED OPTIONS TO BE USED

CODE	LED 2(LEFT)	LED 1(RIGHT)	CODE	LED 2(LEFT)	LED 1(RIGHT)	CODE	LED 2(LEFT)	LED 1(RIGHT)
0	DO NOT USE		5	BLOCKED	YELLOW	A	LOWC YE	LOWC YE
1	RED	BLOCKED	6	RED	BiC RD/GR	B	LOWC YE	LOWC GR
2	BiC GR/OR	YELLOW	7	BLOCKED	BiC RD/GR	C	LOWC GR	LOWC YE
3	YELLOW	RED	8	BiC RD/GR	BLOCKED	D	LOWC GR	LOWC GR
4	BLOCKED	RED	9	BiC GR/YE	BLOCKED	M	LOWC RD	LOWC YE
			E	GREEN	ORANGE			
			F	ORANGE	GREEN			
			G	BiC OR/GR	BiC OR/GR			
			H	BiC GR/OR	ORANGE			

**LED SPECIFICATIONS:**

FORWARD VOLTAGE: 1.6 VOLTS TYP.  
 REVERSE VOLTAGE: 5.0 VOLTS MIN.  
 LUMINOUS INTENSITY: 0.4 mCd MIN. (AT IF=2mA)  
 STORAGE TEMPERATURE: -40° TO 85° C  
 PLATING ON TAILS: TIN OR TIN/COPPER ALLOY OVER SILVER

**LEGEND**

BiC=BI-COLOR LED  
 LOWC=LOW CURRENT LED  
 YE=YELLOW  
 GR=GREEN  
 RE=RED  
 OR=ORANGE

**PRIMARY COLOR FOR BI-COLOR LEDS IN STANDARD ANODE/CATHODE CONFIGURATION IS:**

RED-GREEN= RED  
 RED-YELLOW= RED  
 GREEN-YELLOW= GREEN  
 GREEN-ORANGE= GREEN

**NOTE:**

THE TWO DIGITS PRECEDING THE ADDITIONAL LED CODE MUST BE USED IN THE PART NUMBER, WHEN ORDERING ANY OF THE ADDITIONAL LED OPTIONS.

REVISIONS			
REV	DESCRIPTION, ECN, EAR NO.	DATE	APP'D
E	UPDATE BACK WALL OF SHIELD; ADD SPECIAL LED CODE INSTRUCTION	FEB14/17	L.CHAN
F	ADD SPECIFICAL LED OPTION	APR20/17	L.CHAN
G	UPDATE BI-COLOR LED SCHEMATIC	JUL22/19	L.CHAN



UNLESS SPECIFIED OTHERWISE	DRAWN HUGH WANG	MAY09/12
PRIMARY UNITS MILLIMETERS	CHECKED L.CHAN	MAY09/12
SECONDARY INCHES	M.E. APP'D	
REFERENCE IN PARENTHESES	Q.A. APP'D	
GENERAL TOLERANCES FOR MM	DWG APP'D A.GREEN	MAY09/12
1 DECIMAL PLACE ±0.5	ENG. REL. NO.	
2 DECIMAL PLACES ±0.38	REF.	
3 DECIMAL PLACES ±0.10	THIRD ANGLE PROJECTION	DO NOT SCALE DRAWING
ANGULAR DEGREE ±3°		

Amphenol Canada Corp. Commercial Products	
MODULAR JACK, SINGLE PORT, 8P8C, SHIELDED, TAP UP TYPE WITH LED, CAT 5e - RoHS COMPLIANT	
DWG NO. P-RJE58-188-5XX1	REV G
CODE ID NO. 03554	DWG SIZE/A SCALE FIT SHEET 2 OF 2