




Connectors > Terminal Blocks & Strips > PCB Terminal Blocks



Terminal Block Connector Type: **Header**

Connector System: **Wire-to-Board**

Number of Positions: **12**

Centerline (Pitch): **5 mm [.197 in]**

Number of Rows: **1**

Features

Product Type Features

Header Type	Fully Shrouded
Terminal Block Connector Type	Header
Connector System	Wire-to-Board
Connector & Contact Terminates To	Printed Circuit Board

Configuration Features

Stacking Configuration	Side Stackable
Number of Positions	12
Number of Rows	1

Electrical Characteristics

Operating Voltage	300 VAC
-------------------	---------

Body Features

Primary Product Color	Green
Product Orientation	Right Angle



Contact Features

Contact Mating Area Plating Material	Tin
Contact Base Material	Brass
Contact Current Rating (Max)	16 A

Termination Features

Termination Post & Tail Length	4.5 mm[.177 in]
Termination Method to PCB	Through Hole - Solder

Mechanical Attachment

Connector Mounting Type	Board Mount
-------------------------	-------------

Housing Features

Housing Material	PA 66
Centerline (Pitch)	5 mm[.197 in]

Usage Conditions

Operating Temperature Range	-40 – 105 °C[-40 – 221 °F]
-----------------------------	----------------------------

Operation/Application

Circuit Application	Power & Signal
---------------------	----------------

Packaging Features

Packaging Method	Box
------------------	-----

Product Compliance

For compliance documentation, visit the product page on TE.com>

EU RoHS Directive 2011/65/EU	Compliant
EU ELV Directive 2000/53/EC	Compliant
China RoHS 2 Directive MIIT Order No 32, 2016	No Restricted Materials Above Threshold
EU REACH Regulation (EC) No. 1907/2006	Current ECHA Candidate List: JUNE 2024 (241) Candidate List Declared Against: JUNE 2024 (241) Does not contain REACH SVHC
Halogen Content	Low Halogen - Br, Cl, F, I < 900 ppm per homogenous material. Also BFR/CFR/PVC Free
Solder Process Capability	Not reviewed for solder process capability

Product Compliance Disclaimer




This information is provided based on reasonable inquiry of our suppliers and represents our current actual knowledge based on the information they provided. This information is subject to change. The part numbers that TE has identified as EU RoHS compliant have a maximum concentration of 0.1% by weight in homogenous materials for lead, hexavalent chromium, mercury, PBB, PBDE, DBP, BBP, DEHP, DIBP, and 0.01% for cadmium, or qualify for an exemption to these limits as defined in the Annexes of Directive 2011/65/EU (RoHS2). Finished electrical and electronic equipment products will be CE marked as required by Directive 2011/65/EU. Components may not be CE marked. Additionally, the part numbers that TE has identified as EU ELV compliant have a maximum concentration of 0.1% by weight in homogenous materials for lead, hexavalent chromium, and mercury, and 0.01% for cadmium, or qualify for an exemption to these limits as defined in the Annexes of Directive 2000/53/EC (ELV). Regarding the REACH Regulation, the information TE provides on SVHC in articles for this part number is based on the latest European Chemicals Agency (ECHA) 'Guidance on requirements for substances in articles' posted at this URL: <https://echa.europa.eu/guidance-documents/guidance-on-reach>

Compatible Parts




TE Part # 1-1986484-2
Plug, 5.08mm, Gn, Ss & WE same side, 12




TE Part # 1-2350397-2
12 POS SPRING TB PLUG, PITCH 5.00

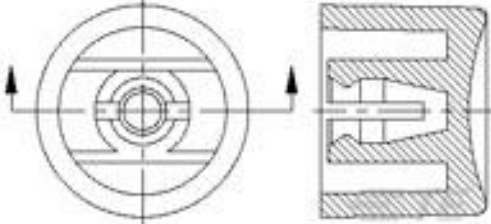
Customers Also Bought




TE Part #2-1419106-1
27E489=SOCKET,K10,8,PCB,NYL




TE Part #84984-8
1mm FFC DIP V ASSY 8P NAT(TB)




TE Part #1825069-1
C23004 CAP BLACK




TE Part #8-1437627-7
G13A=BUTTON GUARD ALUM




TE Part #2350513-6
6POS TB HDR 90 DEG, PITCH 5.0 & TL 4.5mm



TE Part #1623257-1
CRG0805 1% 5K1



TE Part #1-2176263-4
RN 0402 33K2 0.1% 10PPM 5K RL



TE Part #500031-1
SPIRAP 1/2" PE, OUTDR,BLK,50FT

Documents

Product Drawings
12POS TB HDR 90 DEG, PITCH 5.0 &TL 4.5mm
English

CAD Files
3D PDF



3D

Customer View Model

[ENG_CVM_CVM_1-2350513-2_A.2d_dxf.zip](#)

English

Customer View Model

[ENG_CVM_CVM_1-2350513-2_A.3d_igs.zip](#)

English

Customer View Model

[ENG_CVM_CVM_1-2350513-2_A.3d_stp.zip](#)

English

By downloading the CAD file I accept and agree to the [Terms and Conditions](#) of use.

Datasheets & Catalog Pages

[BUCHANAN PUSH-IN CLAMP PCB CONNECTORS](#)

English

Product Specifications

[Application Specification](#)

English

Agency Approvals

[UL](#)

English