

Data Sheet

RT026xxHBLU

Page 1/5

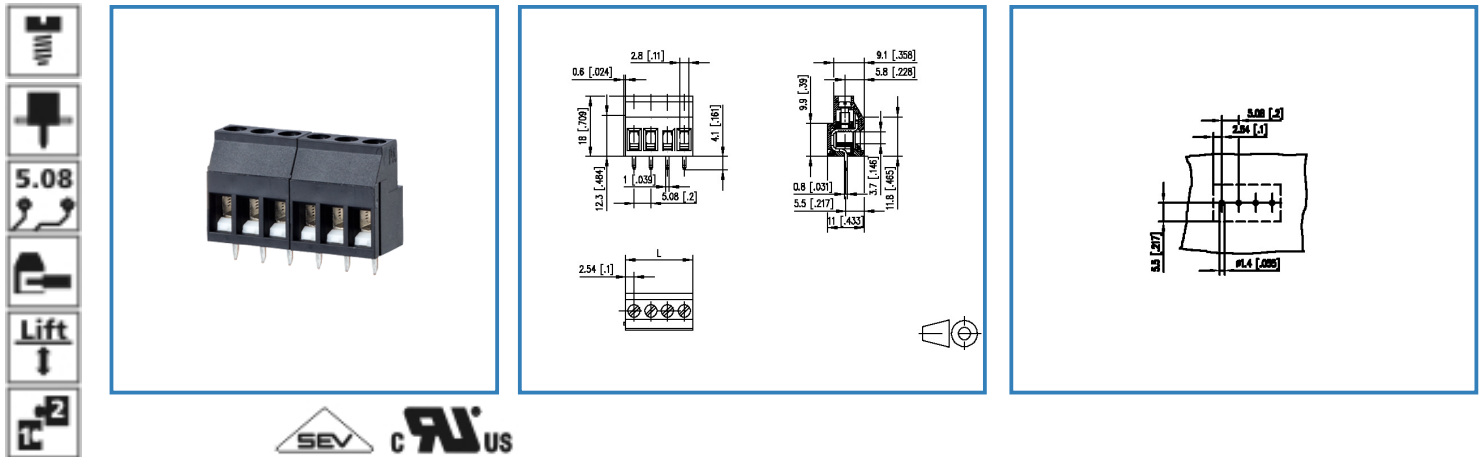
P/N

310731xx

xx=number of poles

2017/01/24

Illustration



see enlarged drawing at the end of the document

Product specification

- screw type terminal block, solderable
- centerline 5.08 mm, direction of connection 90°
- lift system, modular
- color black
- Max. recommended number of poles: 6

Data Sheet

RT026xxHBLU

Technical Data



General Data

Tightening torque SEV	0.5 Nm		
Tightening torque UL	6 lb-in		
Solder pin length	4.1 mm		
min. number of poles	2		
max. number of poles	3		
Insulating material class	CTI 600		
clearance/creepage dist.	3.2 mm		
protection category	IP 20		
Overvoltage category	III	III	II
Pollution degree	3	2	2
Rated voltage	250.0 V	630.0 V	630.0 V
Rated test voltage	4 kV	4.0 kV	4 kV

Connection data

Rated wiring solid wire	0.34 - 2.5 mm ² / AWG 22 - 12		
Rated wiring stranded wire	0.34 - 2.5 mm ² / AWG 22 - 12		

Approvals

 V / A / AWG	300 / 20 / 22 - 12		
 2.5 mm ²	250 V / 16 A / T60		

Material

insulating material	PA66
flammability class	V0
contact material	CuZn
Glow-Wire Flammability GWFI	960
Glow-Wire Flammability GWIT	775
contact surface	Ni + Sn
terminal body material	CuZn
terminal body surface	Ni
screw surface	Zn Cr(VI)-frei/free
screw thread	M3

Climatic properties

upper limit temperature	105 °C
lower limit temperature	-40 °C



Data Sheet

RT026xxHBLU

Page 3/5

P/N

310731xx

xx=number of poles

2017/01/24

General

solderability	Acc. to JEDEC JESD22-B102E 245°C/5s
Tolerance	ISO 2768 -mH

Data Sheet

RT026xxHBLU

Page 4/5

P/N

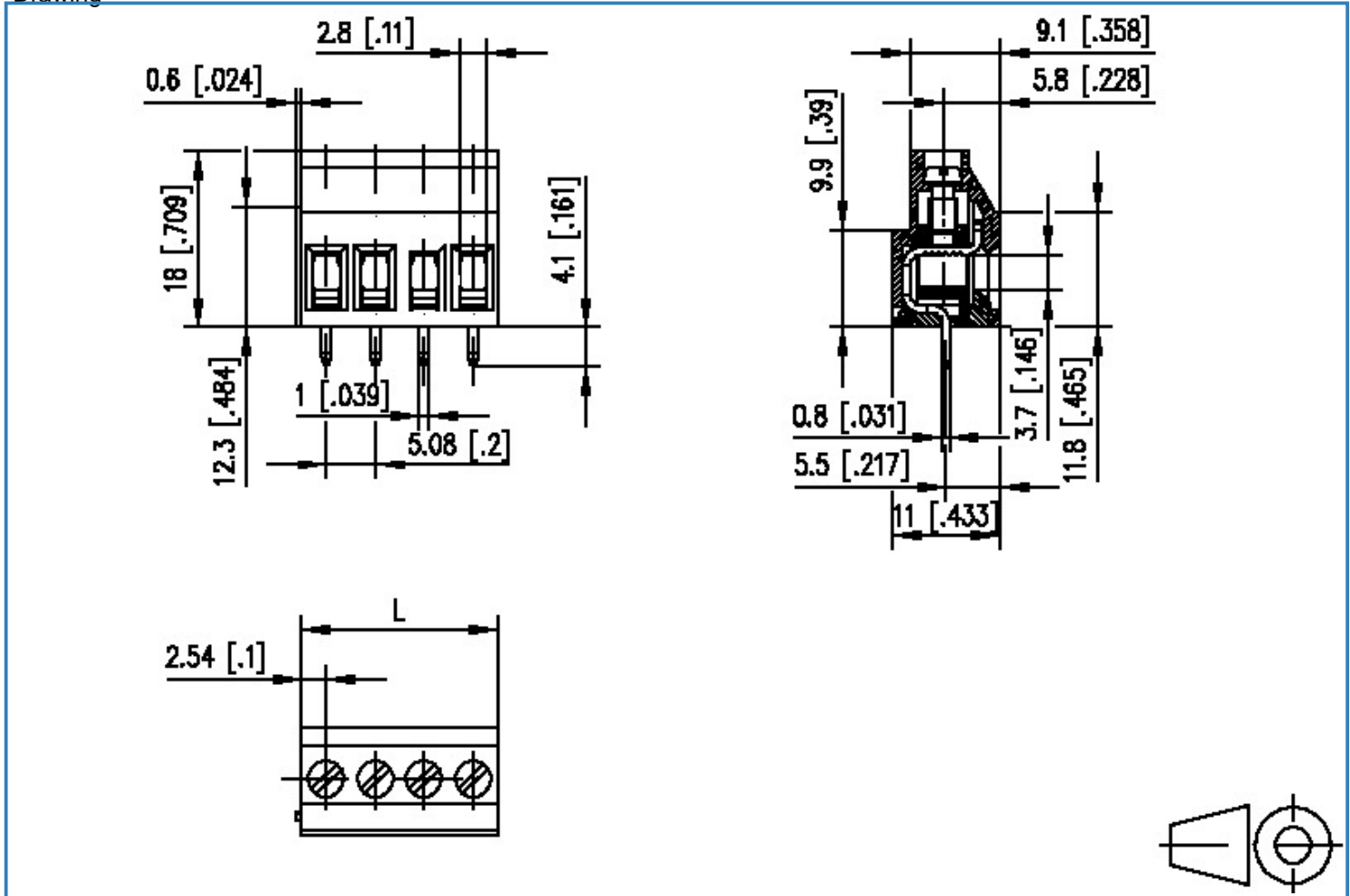
310731xx

xx=number of poles

2017/01/24

Illustration

Drawing



$L = (\text{pole size} - 1) \times \text{centerline} + 5$ [0.197]



Data Sheet

RT026xxHBLU

Page 5/5

P/N

310731xx

xx=number of poles

2017/01/24

PCB Layout

