








Figure similar

Contactor relay, 55E, EN 50011, 5 NO + 5 NC, 1U, screw terminal 42 V AC 50 Hz/50 V AC 60 Hz AC operation,

product designation	Auxiliary contactor
product type designation	3TH4
size of contactor	0
reference code according to IEC 81346-2	K
Substance Prohibitance (Date)	12/31/2099
ambient temperature during operation	-25 ... +55 °C
type of voltage of the control supply voltage	AC
control supply voltage at AC	
• at 50 Hz rated value	42 V
• at 60 Hz rated value	50 V
control supply voltage frequency	
• 1 rated value	50 Hz
• 2 rated value	60 Hz
number of NC contacts for auxiliary contacts	4
• delayed switching	0
• lagging switching	1
• make-before-break switching	1
number of NO contacts for auxiliary contacts	4
• delayed switching	0
• leading contact	1
• make-before-break switching	1
number of CO contacts for auxiliary contacts	0
identification number and letter for switching elements	55 E, 1U
operational current at AC-15	
• at 230 V rated value	10 A
• at 400 V rated value	6 A
fastening method	screw and snap-on mounting onto 35 mm DIN rail according to DIN EN 50022
height	78 mm
width	55 mm
depth	102 mm
type of electrical connection for auxiliary and control circuit	screw-type terminals
Safety related data	
B10 value with high demand rate according to SN 31920	1 000 000; With 0.3 x I _e
IEC 61508	
T1 value	
• for proof test interval or service life according to IEC 61508	20 a
Electrical Safety	
protection class IP on the front according to IEC 60529	IP00; IP20 with screws tightened, even for contacts not in use

Approvals Certificates

General Product Approval					Functional Safety
 EG-Konf.		 CCC	 UL		Type Examination Certificate

Test Certificates				other	Railway
Type Test Certificates/Test Report	Miscellaneous	Special Test Certificate	Miscellaneous	Confirmation	Special Test Certificate

Environment

[Environmental Conformations](#)

Further information

Information on the packaging

<https://support.industry.siemens.com/cs/ww/en/view/109813875>

Information- and Downloadcenter (Catalogs, Brochures,...)

<https://www.siemens.com/ic10>

Industry Mall (Online ordering system)

<https://mall.industry.siemens.com/mall/en/en/Catalog/product?mlfb=3TH4394-0AD0>

Cax online generator

<http://support.automation.siemens.com/WW/CAXorder/default.aspx?lang=en&mlfb=3TH4394-0AD0>

Service&Support (Manuals, Certificates, Characteristics, FAQs,...)

<https://support.industry.siemens.com/cs/ww/en/ps/3TH4394-0AD0>

Image database (product images, 2D dimension drawings, 3D models, device circuit diagrams, EPLAN macros, ...)

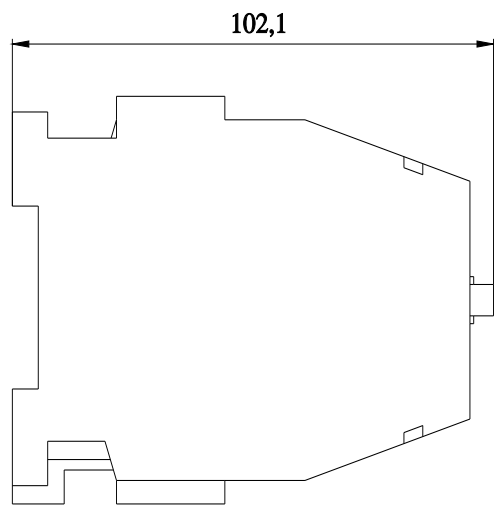
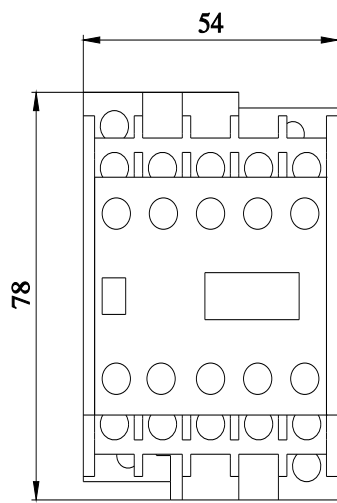
http://www.automation.siemens.com/bilddb/cax_de.aspx?mlfb=3TH4394-0AD0&lang=en

Characteristic: Tripping characteristics, I²t, Let-through current

<https://support.industry.siemens.com/cs/ww/en/ps/3TH4394-0AD0/char>

Further characteristics (e.g. electrical endurance, switching frequency)

<http://www.automation.siemens.com/bilddb/index.aspx?view=Search&mlfb=3TH4394-0AD0&objecttype=14&gridview=view1>



last modified:

12/20/2023 