

# 25000N series

## Professional slide switches

*Distinctive features and specifications*

UG1410A



- Professional grade slide switches for PC boards
- Approved according to UL 1054
- Wave solderable  
Not washable in aqueous process
- Available with flush, high and side actuator
- Various actuator lengths

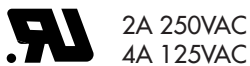
### ELECTRICAL SPECIFICATIONS

- Max. current/voltage rating with resistive load :
  - silver contacts (A) : 1A 30VDC
  - gold plated brass contacts (LD) : 100mA 30VDC
- Minimum load :
  - silver contacts (A) : 100mA 10V
  - gold plated brass contacts (LD) : 10 $\mu$ A 5VDC - 10mA 50mV
- Initial contact resistance :
  - silver contacts (A) : 10m $\Omega$  max.
  - gold plated brass contacts (LD) : 50m $\Omega$  max.
- Insulation resistance : 1.000 M $\Omega$  min. at 500VDC
- Dielectric strength :
  - 1.000 Vrms 50 Hz min. between terminals
  - 2.000 Vrms 50 Hz min. between poles
  - 2.000 Vrms 50 Hz min. between terminals and frame
- Electrical life : 10.000 cycles at full load
- Low level or mechanical life : 20.000 cycles

### MATERIALS

- Case : PBT
- Actuator : polyamide, glass filled
- Cover : polyamide, glass filled
- Contacts
  - A** : silver
  - LD** : brass, gold plated
- Terminal seal : epoxy

### APPROVALS



**Availability** : consult factory for details of approved models.

**Marking** : To order switches marked UL, complete the "Options and Approvals" box of ordering format.

### GENERAL SPECIFICATIONS

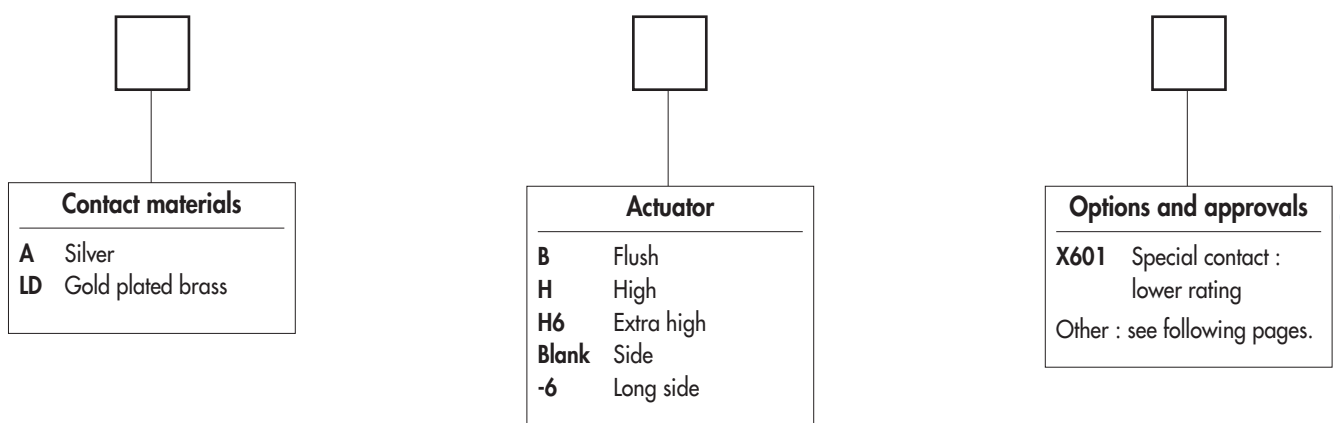
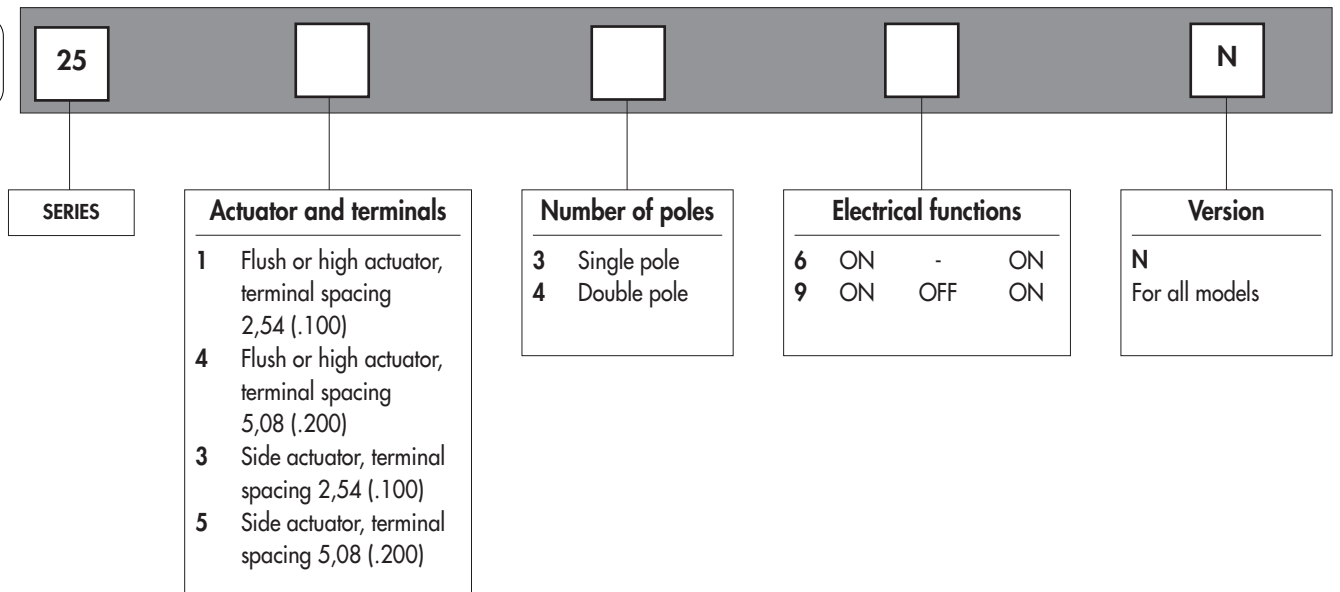
- Operating temperature :
  - 40°C to +85°C
- Overall length : 14 mm (.551)
- Actuator height (outside case) :
  - high : 2,80 mm (.110)
  - extra high : 6 mm (.236)
  - side : 2,3 mm (.090)
  - long side : 6 mm (.236)
- Travel : 4 mm (.157)

The company reserves the right to change specifications without notice.

# 25000N series

## Professional slide switches

Overview



### ABOUT THIS SERIES

On the following pages, you will find successively :  
 - model structure of switches (including actuator options)  
 - contact options

**Dimensions** : first dimensions are in mm while inches are shown as bracketed numbers.



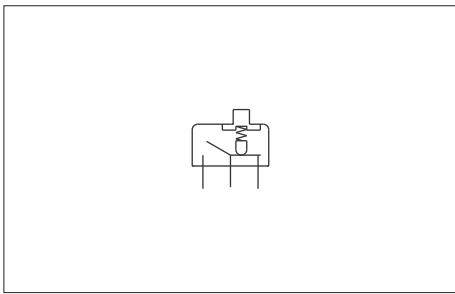
**NOTICE** : please note that not all combinations of above numbers are available. Refer to the following pages for further information.



**Packaging unit** : single pole : 100 pieces - double pole : 50 pieces

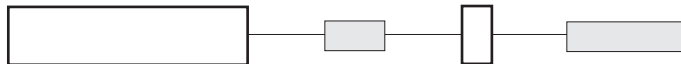
# 25000N series

Professional slide switches



- Epoxy sealed terminals standard
- 1 and 2 pole configurations
- **UL approved models** : see next page.

MODEL  
STRUCTURE



## Flush actuator : 25000NB

Shown with 2,54 mm terminal spacing



Terminal spacing  
2,54 (.100)

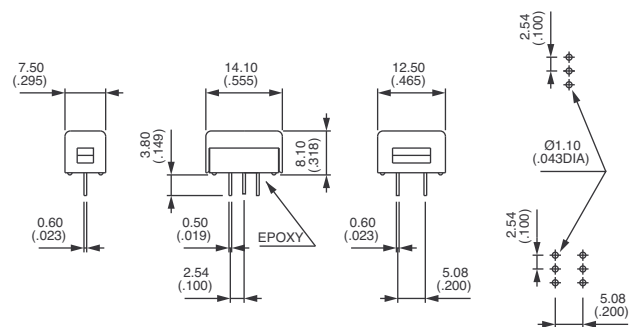
Single pole  
**25136N B**  
**25139N B**

Double pole  
**25146N B**  
**25149N B**

Terminal spacing  
5,08 (.200)

Single pole  
**25436N B**  
**25439N B**

Double pole  
**25446N B**  
**25449N B**



E

## High actuator : 25000NH

Shown with 5,08 mm terminal spacing



Terminal spacing  
2,54 (.100)

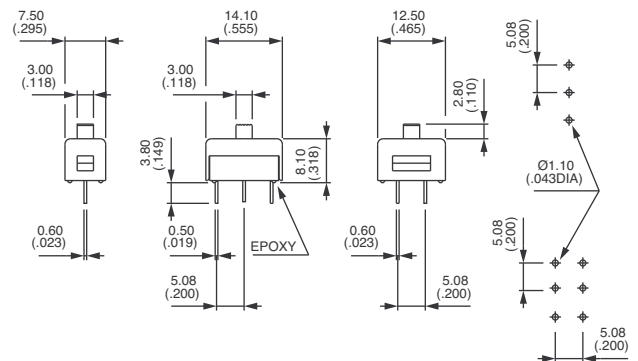
Single pole  
**25136N H**  
**25139N H**

Double pole  
**25146N H**  
**25149N H**

Terminal spacing  
5,08 (.200)

Single pole  
**25436N H**  
**25439N H**

Double pole  
**25446N H**  
**25449N H**



## Extra high actuator : 25000NH6

Shown with 5,08 mm terminal spacing



Terminal spacing  
2,54 (.100)

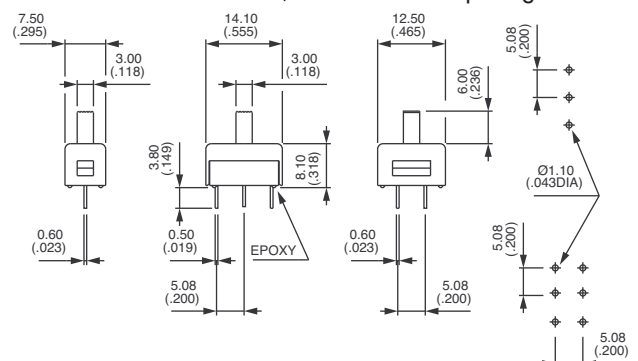
Single pole  
**25136N H6**  
**25139N H6**

Double pole  
**25146N H6**  
**25149N H6**

Terminal spacing  
5,08 (.200)

Single pole  
**25436N H6**  
**25439N H6**

Double pole  
**25446N H6**  
**25449N H6**





# 25000N series

## Professional slide switches

### Side actuator : 25000N



Terminal spacing  
2,54 (.100)

Single pole  
**25336N**  
**25339N**

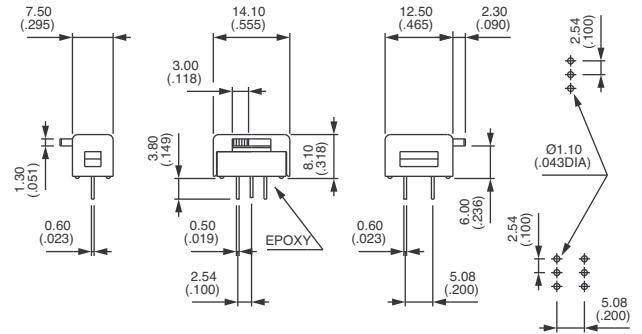
Double pole  
**25346N**  
**25349N**

Terminal spacing  
5,08 (.200)

Single pole  
**25536N**  
**25539N**

Double pole  
**25546N**  
**25549N**

Shown with 2,54 mm terminal spacing



### Long side actuator : 25000N-6



Terminal spacing  
2,54 (.100)

Single pole  
**25336N -6**  
**25339N -6**

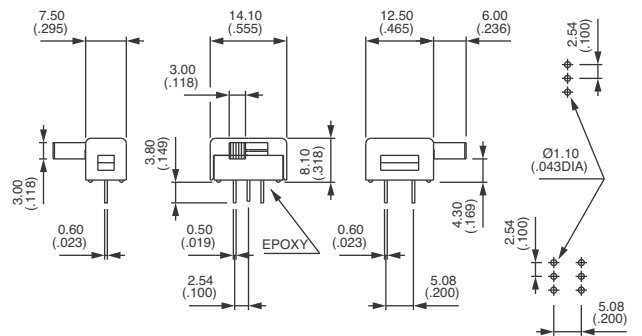
Double pole  
**25346N -6**  
**25349N -6**

Terminal spacing  
5,08 (.200)

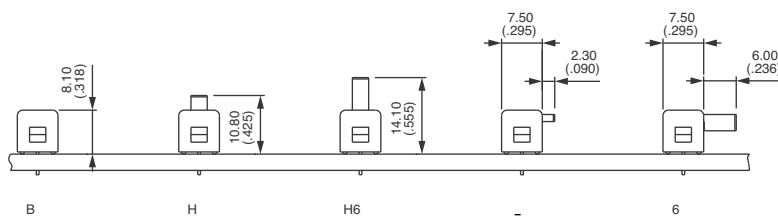
Single pole  
**25536N -6**  
**25539N -6**

Double pole  
**25546N -6**  
**25549N -6**

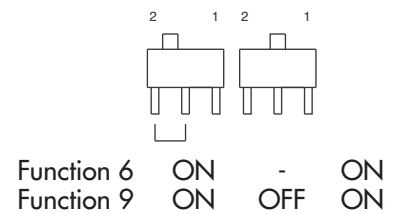
Shown with 2,54 mm terminal spacing



### PCB MOUNTING



### POSITIONS AND CONNECTIONS

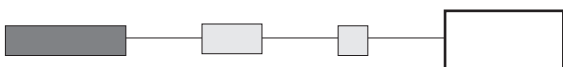


### CONTACT MATERIALS



**A** Silver  
**LD** Brass, gold plated

### OPTIONS AND APPROVALS



**X601** Silver plated brass contacts - Lower rating 3VA 30VDC. Min quantity : 5.000 pieces per model and shipment.  
**X693** Flame retardant plastic materials  
**X693UL** Switches approved and marked UL (silver contacts only)