

Features

- Small Size
- Low Ripple
- High Rejection


Description

Surface mount, silver (Ag) coated barium ceramic filter.

Weight: 0.75 grams typical.

Material: Filter is composed of a ceramic block plated with Ag.

Filter complies with RoHS standards.



Electrical Specifications

Parameter	Frequency MHz	Typical @ 25°C	Specification @ 25°C	Spec over -40°C to +85°C
Passband lloss	2400 - 2500	-1.00	-1.30	-1.50
Passband Ripple	2400 - 2500	0.50	0.70	0.80
Passband Return Loss @ Port 1	2400 - 2500	-14.00	-10.00	-10.00
Passband Return Loss @ Port 2	2400 - 2500	-14.00	-10.00	-10.00
Attneuation	0.1 - 2200	-33.00	-30.00	-30.00
	2325	-23.00	-20.00	-20.00
	2800 - 3200	-28.00	-30.00	-30.00
3 dB Bandwidth		180 MHz		
Power into any port		1 Watt max		

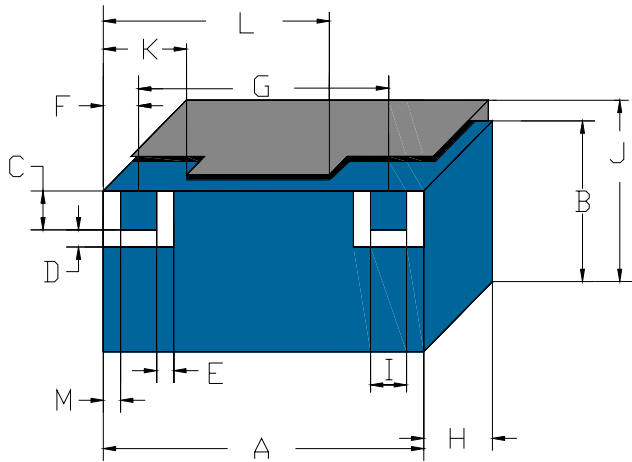
Note: Supplier shall test each filter to the critical electrical specifications of the above table. Any subsequent audits may deviate from in value due to measurement repeatability among different test systems. Such deviations shall not exceed the following limits:

Specification Allowance	
Insertion Loss	0.1 dB
Return Loss	1.0 dB
Stopbands	1.0 dB

*This product is covered by one or more of the following U.S. and foreign patents including: US 4,692,726;US 4,742,562; US 4,800,348;US 4,829,274;US 5,146,193;EP 0573597;DE 0573597;FR 0573597;JP 508149/92;KR 142171;US 5,162,760;US 5,218,329;US 5,250,916;US 5,327,109;US 5,488,335;CA 2114029;FR 9306297;GB 2273393;JP 3205337;KR 115113;CN 93106228.4;US 5,512,866;EP 0706719;DE 0706719;FR 0706719;GB 0706719;CN 95190359.4;US 5,602,518;US 5,721,520;US 5,745,018;EP 0910875;DE 0910875;DK 0910875;FR 0910875;GB 0910875;IE 0910875;JP 505182/98;KR 10-323013;US 5,994,978;US 6,462,629;CN 00810420.4;US 6,559,735;US 6,650,202;US 6,834,429. Other US and foreign patents pending.

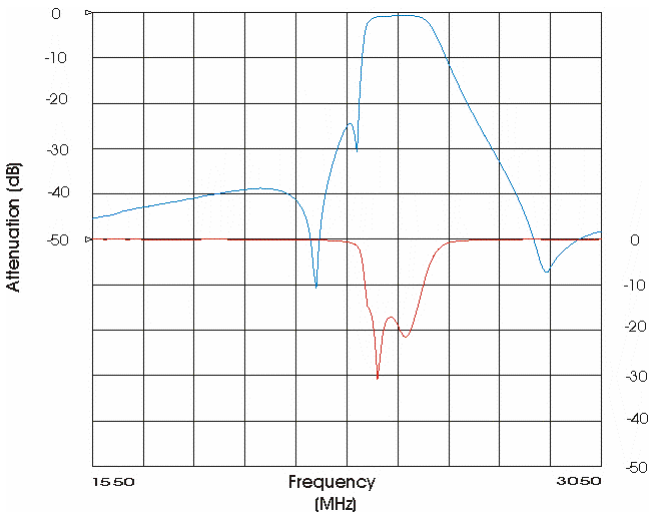
CTS Corporation 2006 reserves all copyrights in the layout, design and configuration of the patterns on this product.

Mechanical Drawing

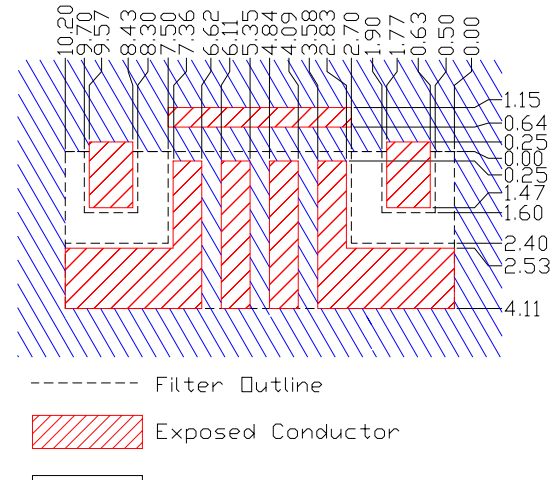


Dim	Nominal (mm)	Tolerance (mm) +/- or max
A	10.20	Max
B	4.10	Max
C	1.60	0.13
D	0.80	0.13
E	0.80	0.13
F	1.20	0.13
G	7.80	0.13
H	4.00	Max
I	1.40	0.13
J	5.20	Max
K	2.70	0.13
L	7.50	0.13
M	0.50	0.13

Electrical response

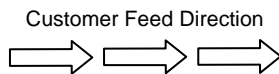


PCB Layout



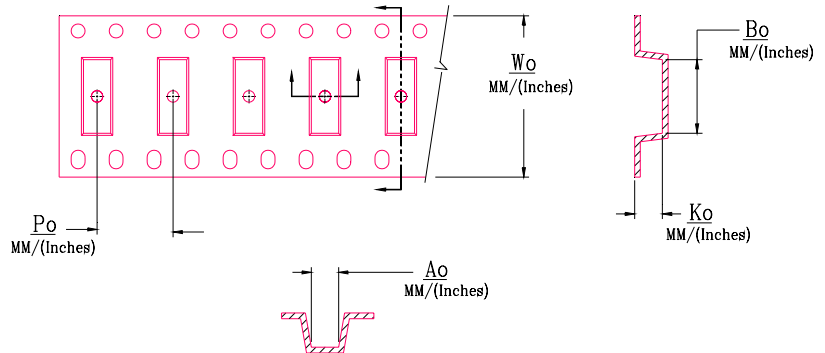
Packaging and Marking

DIMENSION	UNITS	SPECIFICATION
REEL DIAMETER	mm	330
REEL WEIGHT	kg	2.5
REEL QUANTITY	ea.	500



Product Marking

CTS
54B
YWW



Wo	Ao	Bo	Ko	Po
Inches/mm	Inches/mm	Inches/mm	Inches/mm	Inches/mm
0.945"/24	0.162"/4.11	0.406"/10.3	0.169"/4.3	0.315"/8