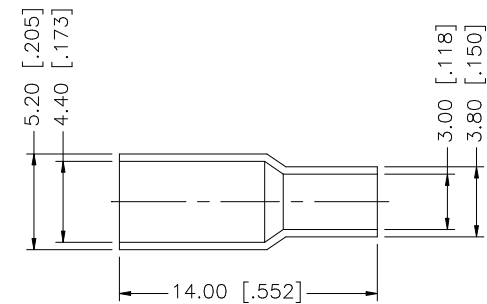
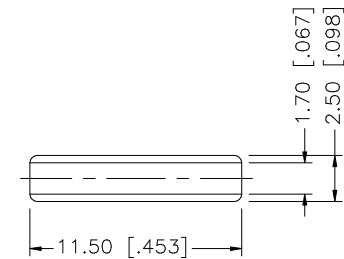
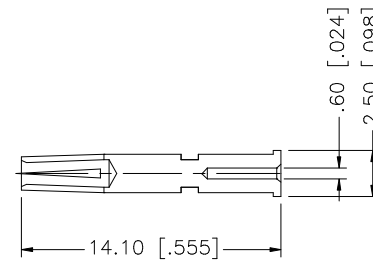
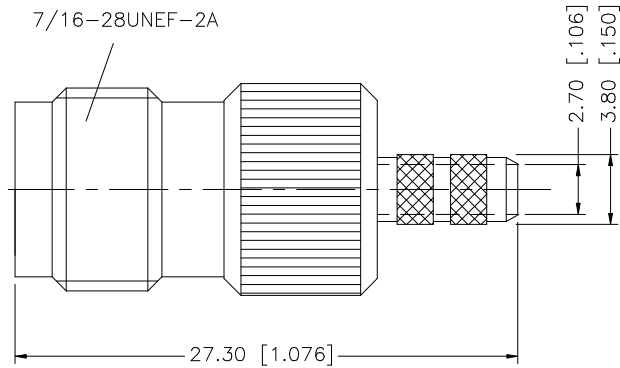
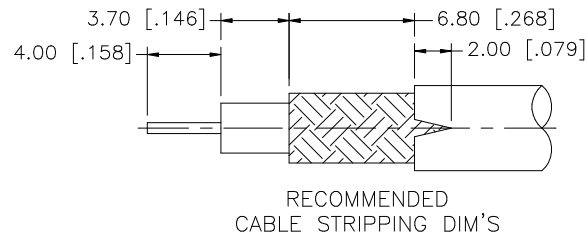


REV.	DATE	DESCRIPTION
NC	01/06/98	INITIAL RELEASE
A	02/19/07	UPDATE DRAWING FORMAT



NOTE:

1. CRIMPED FERRULE HEX CRIMP SIZE .178"
2. CRIMPED CONTACT PIN HEX CRIMP SIZE .068"

8				
7				
6				
5				
4	FERRULE	BRASS	NICKEL	1
3	CONTACT PIN	PHOS. BRONZE	GOLD	1
2	INSULATOR	DELTRIN	NATURAL	1
1	BODY	BRASS	NICKEL	1
	DESCRIPTION	MATERIAL	FINISH	QTY

UNLESS OTHERWISE SPECIFIED DIMENSIONS ARE IN MILLIMETERS. DIMENSIONS IN [] ARE IN INCHES AND FOR CUSTOMER REFERENCE ONLY.

UNLESS OTHERWISE SPECIFIED TOLERANCES FOR MILLIMETERS ARE:
0.5 - 8mm ± 0.20mm
8 - 30mm ± 0.40mm
30 - 120mm ± 0.50mm

UNLESS OTHERWISE SPECIFIED TOLERANCES FOR INCHES ARE:
.020 - .315 = ± 0.007"
.315 - 1.180 = ± 0.015"
1.180 - 4.724 = ± 0.020"

DO NOT SCALE DRAWING

APPROVALS	DATE
DRAWN G.R.S.	02/19/07
CHECKED	
ISSUED	
SHEET 1 OF 1	
CAD FILE	C:/122/122138.DWG

Amphenol Connex

PART DESCRIPTION

TNC CRIMP JACK
(FOR RG-174, 316 CABLE)

PART NO.

122138

DWG. NO.

122138.DWG

REV. A

SIZE A

SCALE NA