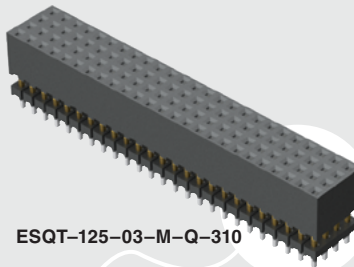



ESQT-125-02-L-Q-465



ESQT-125-03-M-Q-310



ESQT-115-02-GF-D-600

**ESQT SERIES**

(2.00 mm) .0787"

# FLEXIBLE ELEVATED SOCKET STRIPS

## SPECIFICATIONS

For complete specifications see [www.samtec.com?ESQT](http://www.samtec.com?ESQT)

**Insulator Material:**

Black Liquid Crystal Polymer

**Contact Material:**

Phosphor Bronze

**Plating:**

Sn or Au over

50 μ" (1.27 μm) Ni

**Current Rating (ESQT/TMMH):**

4.5 A per pin

(2 pins powered)

**Operating Temp Range:**

-55 °C to +125 °C

**Insertion Depth:**

(2.62 mm) .103" to

(5.03 mm) .198" with

(0.38 mm) .015" wipe

**Max Cycles:**

100 with 10 μ" (0.25 μm) Au

**RoHS Compliant:**

Yes

**Lead-Free Solderable:**

Yes, for -S, -D & -Q


(Wave only for -T, -5 & -6)

**Board Mates:**


TMMH, TMM, MTMM, MMT, TW, LTMM, ZLTMM, ESQT, PTT, TSH, TMMS

**Cable Mates:**

TCMD



**APPLICATION SPECIFIC OPTION: NOTEBOOK 2.5" DISK DRIVE INTERFACE**



Call for part number.

## RECOGNITIONS

For complete scope of recognitions see [www.samtec.com/quality](http://www.samtec.com/quality)



**Note:** This Series is non-standard, non-returnable.

## Other Solutions

**Surface Mount**  
See SQW and TLE Series.

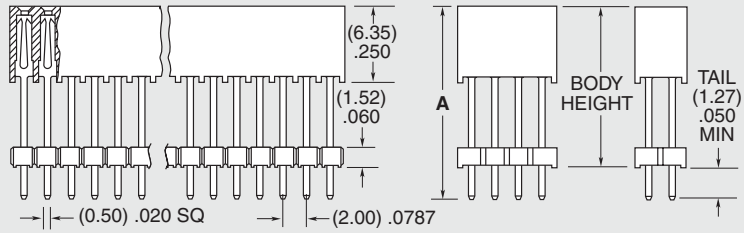
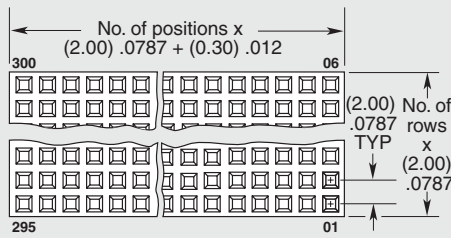
**Low Profile**  
See CLT Series.

**High Reliability**  
See SMM Series.

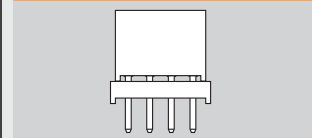
**Right-Angle**  
See SQW Series.

**PC/104-Plus™ Sockets**  
See ESQT-368 and PTHF Series.

ESQT	1	NO. PINS PER ROW	LEAD STYLE	PLATING OPTION	ROW OPTION	BODY HEIGHT	OTHER OPTION
		02 thru 50	Specify LEAD STYLE from chart	<p><b>-F</b> = Gold flash on contact, Matte Tin on tail</p> <p><b>-L</b> = 10 μ" (0.25 μm) Gold on contact, Matte Tin on tail</p> <p><b>-M</b> = 20 μ" (0.51 μm) Gold on contact, Matte Tin on tail</p> <p><b>-GF</b> = 15 μ" (0.38 μm) Gold on contact, Gold flash on tail (Recommended for self-nesting) (-02 lead style only)</p>	<p><b>-S</b> = Single Row</p> <p><b>-D</b> = Double Row</p> <p><b>-T</b> = Triple Row</p> <p><b>-Q</b> = Quad Row</p> <p><b>-5</b> = Five Row</p> <p><b>-6</b> = Six Row</p>	<p><b>"XXX"</b> = Body Height (in inches)</p> <p>(7.87 mm) .310" minimum for -S, -D, -Q</p> <p>(9.53 mm) .375" minimum for -T, -5, -6</p>	<p><b>"XXX"</b> = Polarized Position (Indicate position number)</p>



## OTHER SOLUTIONS



Paste In Hole (PIH) processing. Contact Samtec ASP Group. (Not recommended for stack through applications)

LEAD STYLE	A	MAX TAIL	MAX BODY HEIGHT
-02	(21.59) .850	(13.72) .540	(20.32) .800
-03	(11.63) .458	(3.76) .148	(10.36) .408

Due to technical progress, all designs, specifications and components are subject to change without notice.

# Mouser Electronics

Authorized Distributor

Click to View Pricing, Inventory, Delivery & Lifecycle Information:

[Samtec:](#)

[ESQT-104-03-F-D-374](#)