



Features

- * Ideal for printed circuit board
- * Reliable low cost construction utilizing molded plastic technique
- * High surge current capability
- * Polarity: Symbol molded on body
- * Mounting position: Any
- * Weight: 0.12 grams

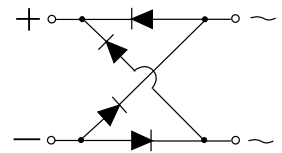


MBF

Package Marking and Ordering Information

Product ID	Pack	Marking	Qty(PCS)
MB05F-MB10F	MBF	MB*F	5000

*:From 05-10



Internal Structure

Maxmim Ratings (Ta=25 unless otherwise noted)

TYPE NUMBER	MB05F	MB1F	MB2F	MB4F	MB6F	MB8F	MB10F	UNIT
Maximum Recurrent Peak Reverse Voltage	50	100	200	400	600	800	1000	V
Maximum RMS Voltage	35	70	140	280	420	560	700	V
Maximum DC Blocking Voltage	50	100	200	400	600	800	1000	V
Maximum Average Forward Rectified Current at Ta=40°C	1.0							A
Peak Forward Surge Current, 8.3 ms single half sine-wave superimposed on rated load (JEDEC method)	3.0							A
Maximum Forward Voltage Drop per Bridge Element at 0.5A D.C.	1.0							V
Maximum DC Reverse Current at Rated DC Blocking Voltage	5.0							μA
	500							μA
Typical Thermal Resistance R JA	75							°C/W
Operating Temperature Range, Tj	-55 — +150							°C
Storage Temperature Range, Tstg	-55 — +150							°C

Rating 25°C ambient temperature unies otherwise specified.
Single phase half wave, 60Hz, resistive or inductive load.
For capacitive load, derate current by 20%.



Typical Characteristics

FIG.1-TYPICAL FORWARD CURRENT DERATING CURVE

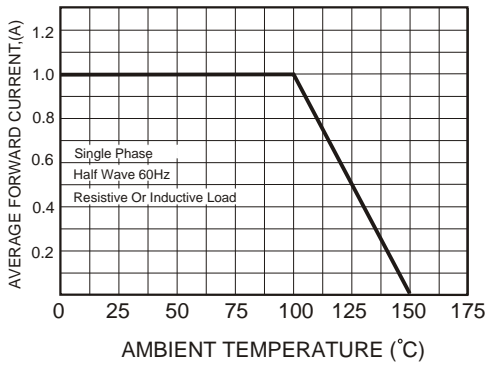


FIG.2-MAXIMUM NON-REPETITIVE FORWARD SURGE CURRENT

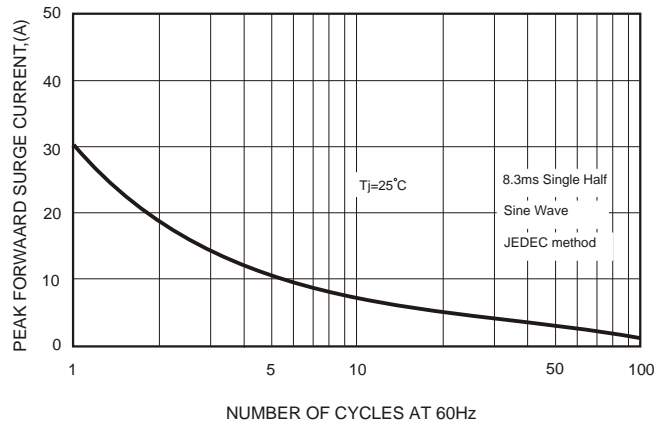


FIG.3-TYPICAL FORWARD CHARACTERISTICS

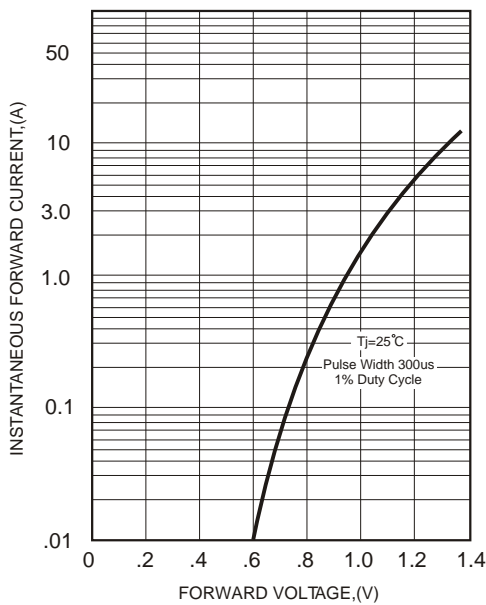
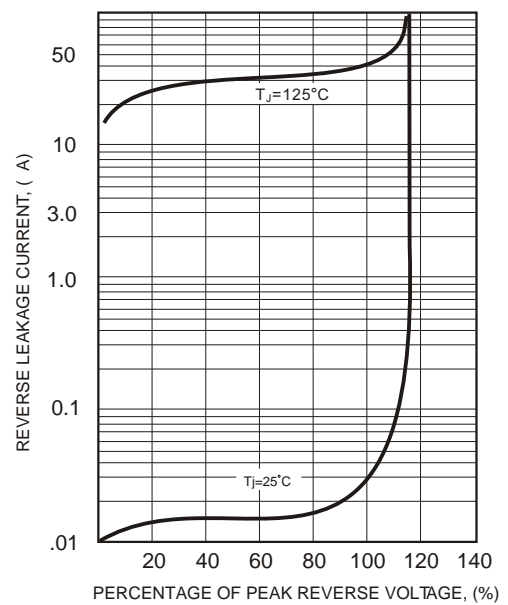
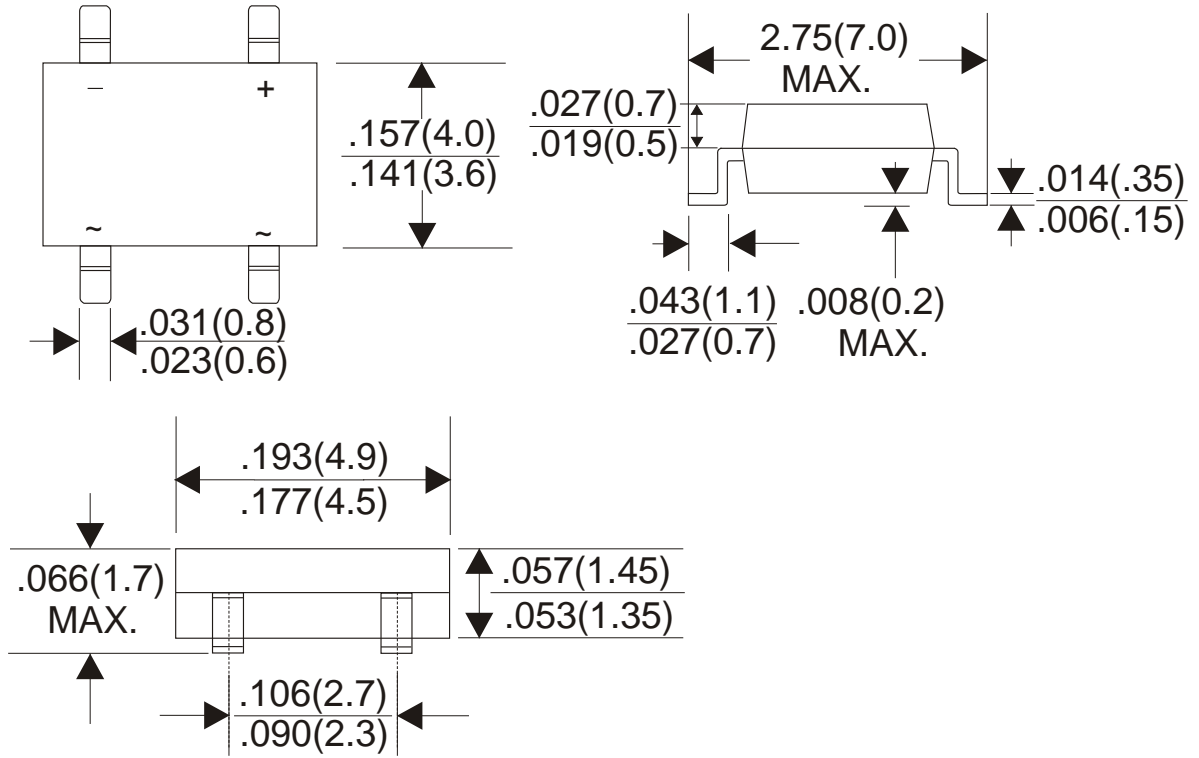


FIG.4-TYPICAL REVERSE CHARACTERISTICS





MBF



Dimensions in inches and (millimeters)



Attention

- Any and all HUA XUAN YANG ELECTRONICS products described or contained herein do not have specifications that can handle applications that require extremely high levels of reliability, such as life-support systems, aircraft's control systems, or other applications whose failure can be reasonably expected to result in serious physical and/or material damage. Consult with your HUA XUAN YANG ELECTRONICS representative nearest you before using any HUA XUAN YANG ELECTRONICS products described or contained herein in such applications.
- HUA XUAN YANG ELECTRONICS assumes no responsibility for equipment failures that result from using products at values that exceed, even momentarily, rated values (such as maximum ratings, operating condition ranges, or other parameters) listed in products specifications of any and all HUA XUAN YANG ELECTRONICS products described or contained herein.
- Specifications of any and all HUA XUAN YANG ELECTRONICS products described or contained herein stipulate the performance, characteristics, and functions of the described products in the independent state, and are not guarantees of the performance, characteristics, and functions of the described products as mounted in the customer's products or equipment. To verify symptoms and states that cannot be evaluated in an independent device, the customer should always evaluate and test devices mounted in the customer's products or equipment.
- HUA XUAN YANG ELECTRONICS CO.,LTD. strives to supply high-quality high-reliability products. However, any and all semiconductor products fail with some probability. It is possible that these probabilistic failures could give rise to accidents or events that could endanger human lives, that could give rise to smoke or fire, or that could cause damage to other property. When designing equipment, adopt safety measures so that these kinds of accidents or events cannot occur. Such measures include but are not limited to protective circuits and error prevention circuits for safe design, redundant design, and structural design.
- In the event that any or all HUA XUAN YANG ELECTRONICS products(including technical data, services) described or contained herein are controlled under any of applicable local export control laws and regulations, such products must not be exported without obtaining the export license from the authorities concerned in accordance with the above law.
- No part of this publication may be reproduced or transmitted in any form or by any means, electronic or mechanical, including photocopying and recording, or any information storage or retrieval system, or otherwise, without the prior written permission of HUA XUAN YANG ELECTRONICS CO.,LTD.
- Information (including circuit diagrams and circuit parameters) herein is for example only ; it is not guaranteed for volume production. HUA XUAN YANG ELECTRONICS believes information herein is accurate and reliable, but no guarantees are made or implied regarding its use or any infringements of intellectual property rights or other rights of third parties.
- Any and all information described or contained herein are subject to change without notice due to product/technology improvement, etc. When designing equipment, refer to the "Delivery Specification" for the HUA XUAN YANG ELECTRONICS product that you intend to use.