

DRAWING TYPE

CUSTOMER DRAWING

MARK

DATE

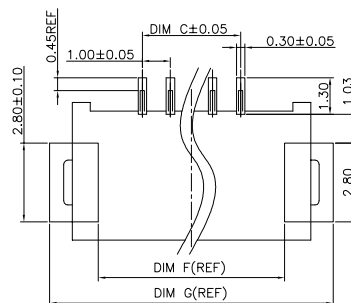
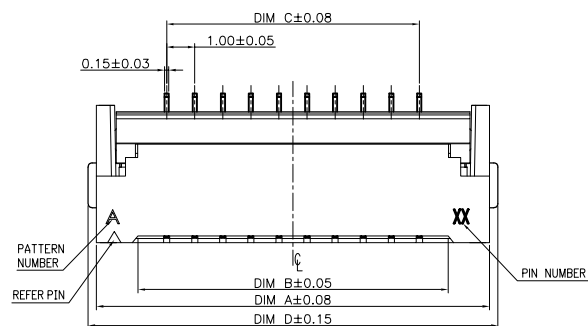
DESCRIPTION

DESIGN

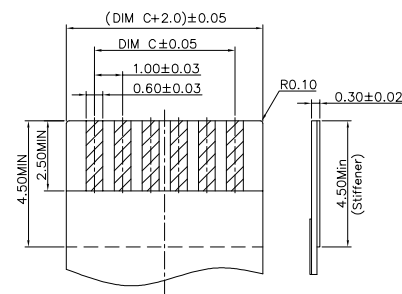
B

ADD PERFORMANCE

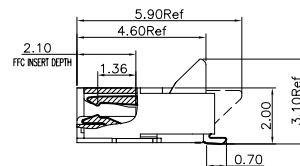
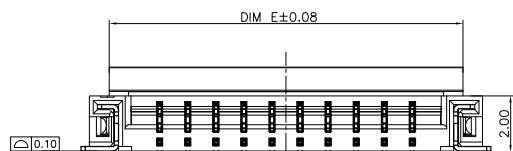
Kinghelm®



RECOMMENDED PCB LAYOUT



RECOMMENDED FFC/FPC



1. FPC NOT MATING CONDITION BANNED CLOSURE

2. PART NO. LEGEND:

8.04A0 . *** 2 0 1
① ② ③ ④ ⑤

① SERIES NAME: 8.04A0-1.0MM FFC/FPC DUAL CONTACT SIDE CONNECTOR (H=2.0mm)

② CONTACT PIN NUMBER: ***=CONTACT PIN NUMBER

③ CONTACT PLATING SPEC: PART GOLD PLATING; 2=1~3u"; 3=5u"; 4=10u"; 5=15u"

④ UNSPECIFIED: 0=NONSENSE

⑤ UNSPECIFIED: 1=WITHOUT LOGO

3. PERFORMANCE:

3.1: CURRENT RATING: 0.5A/PIN.

3.2: VOLTAGE RATING: 50V (AC/DC).

3.3: CONTACT RESISTANCE: INITIAL VALUE 30mOHM Max,

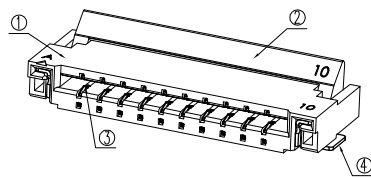
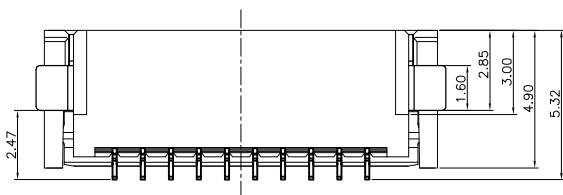
3.4: INSULATION RESISTANCE: 500MOHM Min.

3.5: DIELECTRIC WITHSTANDING VOLTAGE: 250V AC FOR 1MINUTE;

3.6: DURABILITY: 20 TIMES Min.

3.7: OPERATING TEMPERATURE: -40°C ~ +85°C

OPERATING HUMIDITY RANGE: 20% TO 85%



NOTE: ALL RIGHTS RESERVED, BANNED COPY!

Pin No.	P/N	DIM A	DIM B	DIM C	DIM D	DIM E	DIM F	DIM G
04	8.04A0.004201	8.00	5.05	3.00	8.60	6.60	6.40	9.60
05	8.04A0.005201	9.00	6.05	4.00	9.60	7.60	7.40	10.60
06	8.04A0.006201	10.00	7.05	5.00	10.60	8.60	8.40	11.60
07	8.04A0.007201	11.00	8.05	6.00	11.60	9.60	9.40	12.60
08	8.04A0.008201	12.00	9.05	7.00	12.60	10.60	10.40	13.60
09	8.04A0.009201	13.00	10.05	8.00	13.60	11.60	11.40	14.60
10	8.04A0.010201	14.00	11.05	9.00	14.60	12.60	12.40	15.60
11	8.04A0.011201	15.00	12.05	10.00	15.60	13.60	13.40	16.60
12	8.04A0.012201	16.00	13.05	11.00	16.60	14.60	14.40	17.60
13	8.04A0.013201	17.00	14.05	12.00	17.60	15.60	15.40	18.60
14	8.04A0.014201	18.00	15.05	13.00	18.60	16.60	16.40	19.60
15	8.04A0.015201	19.00	16.05	14.00	19.60	17.60	17.40	20.60
16	8.04A0.016201	20.00	17.05	15.00	20.60	18.60	18.40	21.60
17	8.04A0.017201	21.00	18.05	16.00	21.60	19.60	19.40	22.60
18	8.04A0.018201	22.00	19.05	17.00	22.60	20.60	20.40	23.60
19	8.04A0.019201	23.00	20.05	18.00	23.60	21.60	21.40	24.60
20	8.04A0.020201	24.00	21.05	19.00	24.60	22.60	22.40	25.60
21	8.04A0.021201	25.00	22.05	20.00	25.60	23.60	23.40	26.60
22	8.04A0.022201	26.00	23.05	21.00	26.60	24.60	24.40	27.60
23	8.04A0.023201	27.00	24.05	22.00	27.60	25.60	25.40	28.60
24	8.04A0.024201	28.00	25.05	23.00	28.60	26.60	26.40	29.60
25	8.04A0.025201	29.00	26.05	24.00	29.60	27.60	27.40	30.60
26	8.04A0.026201	30.00	27.05	25.00	30.60	28.60	28.40	31.60
27	8.04A0.027201	31.00	28.05	26.00	31.60	29.60	29.40	32.60
28	8.04A0.028201	32.00	29.05	27.00	32.60	30.60	30.40	33.60
29	8.04A0.029201	33.00	30.05	28.00	33.60	31.60	31.40	34.60
30	8.04A0.030201	34.00	31.05	29.00	34.60	32.60	32.40	35.60
36	8.04A0.036201	40.00	37.05	35.00	40.60	38.60	38.40	41.60
40	8.04A0.040201	44.00	41.05	39.00	44.60	42.60	42.40	45.60

NO.	COMPONENTS	MATERIALS	FINISH/COLOR	SPECIFICATION	QUANTITY
4	STATOR	PHOSPHOR BRONZE			2
3	TERMINAL	PHOSPHOR BRONZE			POSITIONS
2	COVER	THERMOPLASTIC UL94V-0	BLACK		1
1	HOUSING	THERMOPLASTIC UL94V-0	NATURAL		1

深圳市金航标电子有限公司

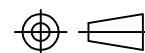
www.kinghelm.com.cn

KH-FPC1.0-H2.0SMT-10P-QCHF

0755-28190160

UNLESS OTHERWISE
SPECIFIED TOLERANCE

ANG	TOL	DIM	TOL
.X	±3.0°	.X	±0.20
.XX	±2.0°	.XX	±0.10
.XXX	±1.0°	.XXX	±0.05



DRAWING NO

8.04A0-C

PART NAME:

1.0MM FFC/FPC DUAL CONTACT SIDE CONNECTOR (H=2.0mm)

PART NO.

8.04A0.***201

APPROVED

VERIFIED

DESIGN

WANG PENG

DATE

2016.04.16

UNITS

mm

SCALE

1:1

PAGE

1/2

REV

B

QP-04-33-B