



660-110 Receptacle Dust Cover for MIL-PRF-39012 Type BNC RF Coax Connectors

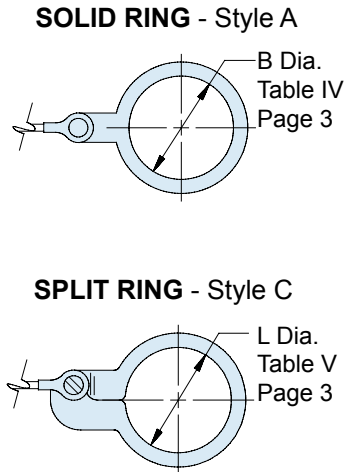
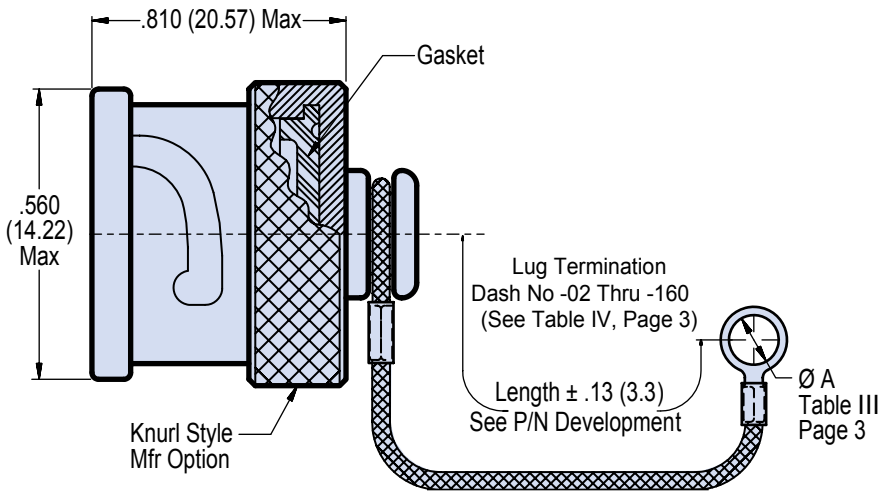
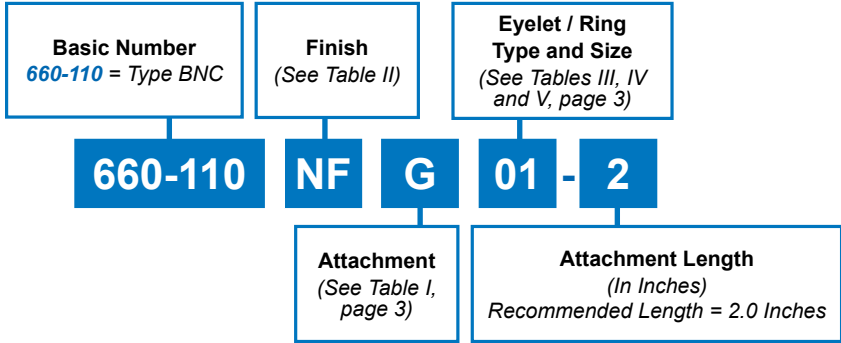


Table II: Materials and Finishes		
Code	Material	Finish
M	Aluminum Alloy 6061-T6	Electroless Nickel
MT		Nickel Fluoropolymer
NF		Cadmium, Olive Drab
ZR		Zinc-Nickel, Black
Z1	303 Stainless Steel	Passivate
BM	Brass	Brass - Electroless Nickel
WB		White Bronze (Non-Magnetic)

Material and Finishes:
 Gaskets – Silicone or neoprene/N.A.
 Attachments – See page 3
 Covers – Aluminum alloy, brass, stainless steel/See Table II below for finishes
 Crimp Rings and Eyelets – CRES/passivate

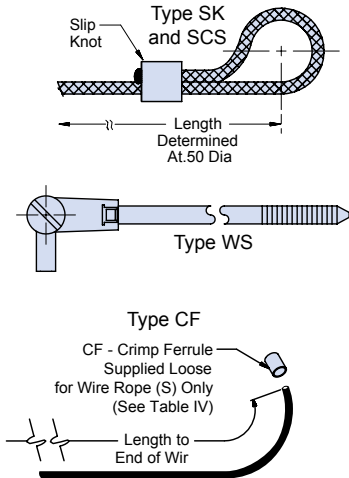
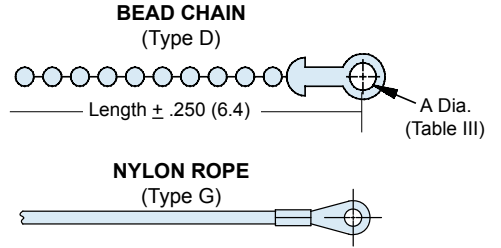
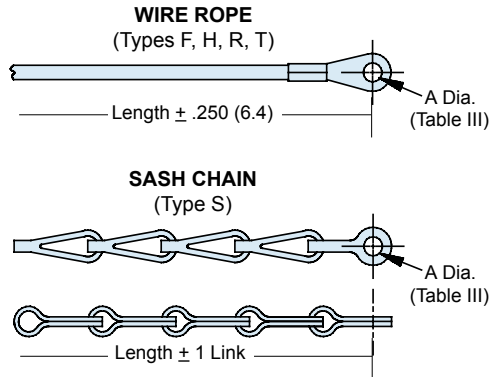
*Composite and other materials and finishes available.
 Please consult factory*

- | APPLICATION NOTES |
|--|
| <ol style="list-style-type: none"> 1. Assembly identified with manufacturer's name and part number, space permitting. 2. Attachment to withstand 25 Lb. pull test. 3. A = Maximum diameter over which mandrel will rotate freely (see Table IV, page 3). 4. Metric dimensions (mm) are in parentheses. |

RF Coax Connector Protective Covers Attachment Selections, Ring and Eyelet Dimensions



Table I: Attachments	
Sym	Chain
D	Bead Chain, Cres, Passivate
S	#8 Sash Chain, Cres, Passivate
Sym	Wire Rope
F	Wire Rope, Nylon Jacket
H	Wire Rope, Fluoropolymer Jacket
R	Wire Rope, PVC Jacket
T	Wire Rope, No Jacket
Sym	Fabric Rope
G	Flexible Nylon Rope
Sym	None
N	No Attachment
NB	No Lanyard or Attachment Boss



NOTES

- Slip/Crimp Sleeve (SCS) for Type G Nylon Cord only provides "slip knot" adjustment. May be crimped for permanent attachment.
- Crimp Ferrule (CF) for Type S Wire Rope only. Supplied loose for user termination.

Table II: Materials and Finishes		
Code	Material	Finish
M	Aluminum Alloy 6061-T6	Electroless Nickel
MT		Nickel Fluoropolymer
NF		Cadmium, Olive Drab
ZR		Zinc-Nickel, Black
ZI	303 Stainless Steel	Passivate
BM	Brass	Brass - Electroless Nickel
WB		White Bronze (Non-Magnetic)

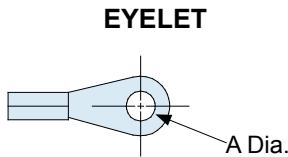


Table III: Eyelet	
Dash No.	P Dia $\pm .010$ (0.3)
01	.140 (3.6)
04	.197 (5.0)
06	.125 (3.2)
09	.156 (4.0)
00	No Eyelet
WS	With Strap
SK	Slip Knot
SCS	Slip/Crimp Sleeve
CF	Crimp Ferrule (Loose)

SOLID RING - Style A

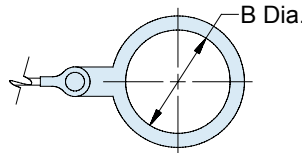


Table IV: Style A Ring Diameter	
Dash No.	N Dia $\pm .015$ (0.4)
095	.312 (7.9)
100	.391 (9.9)
101	.516 (13.1)
102	.583 (14.8)
103	.641 (16.3)
105	.766 (19.5)
106	.896 (22.2)
107	1.016 (25.8)

SPLIT RING - Style C

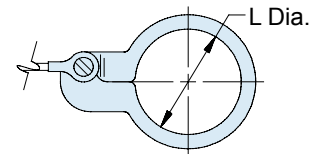


Table V: Style C Ring Diameter	
Dash No.	L Dia $\pm .015$ (0.4)
52	.485 (12.3)
54	.640 (16.3)
56	.750 (19.1)
58	.890 (22.6)
60	1.015 (25.8)