

LMBR160ET1G

S-LMBR160ET1G

Schottky Barrier Diode

1. FEATURES

- Low power losses, high efficiency.
- Guardring for over voltage protection.
- For use in low voltage high frequency inverters, free wheeling, and polarity protection applications
- We declare that the material of product compliance with RoHS requirements and Halogen Free.
- S- prefix for automotive and other applications requiring unique site and control change requirements; AEC-Q101 qualified and PPAP capable.

2. DEVICE MARKING AND ORDERING INFORMATION

Device	Marking	Shipping
LMBR160ET1G	16	3000/Tape&Reel
S-LMBR160ET1G	16	3000/Tape&Reel

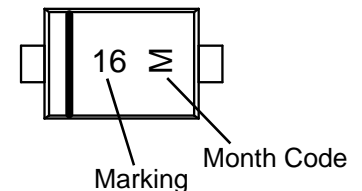
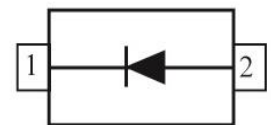
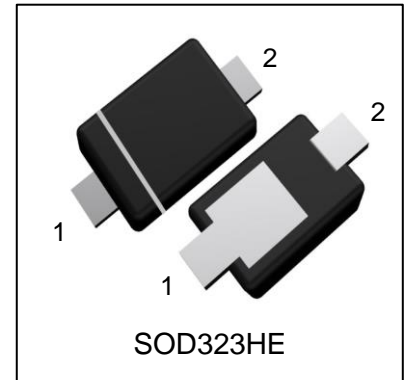
3. MAXIMUM RATINGS(Ta = 25°C)

Parameter	Symbol	Limits	Unit
Maximum repetitive peak reverse voltage	VRRM	60	V
Maximum RMS voltage	VRMS	42	V
Maximum DC blocking voltage	VDC	60	V
Maximum average forward rectified current at TC = 75°C	IF(AV)	1	A
Peak forward surge current 8.3ms single half sine-wave superimposed on rated load (JEDEC Method)	IFSM	22	A
Typical thermal resistance (Note 1)	RθJA	210	°C/W
	RθJL	70	
Operating junction temperature range	TJ	-55 ~ +150	°C
storage temperature range	TSTG	-55 ~ +150	°C

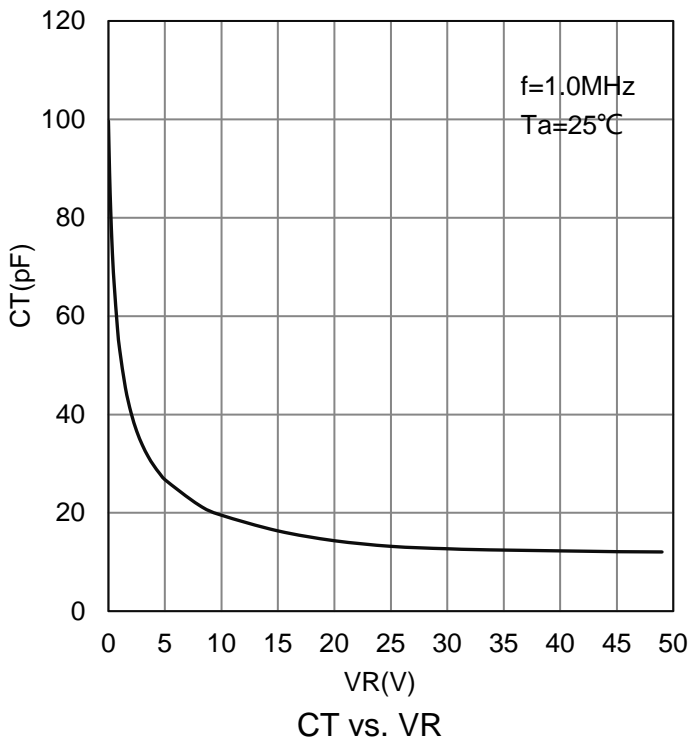
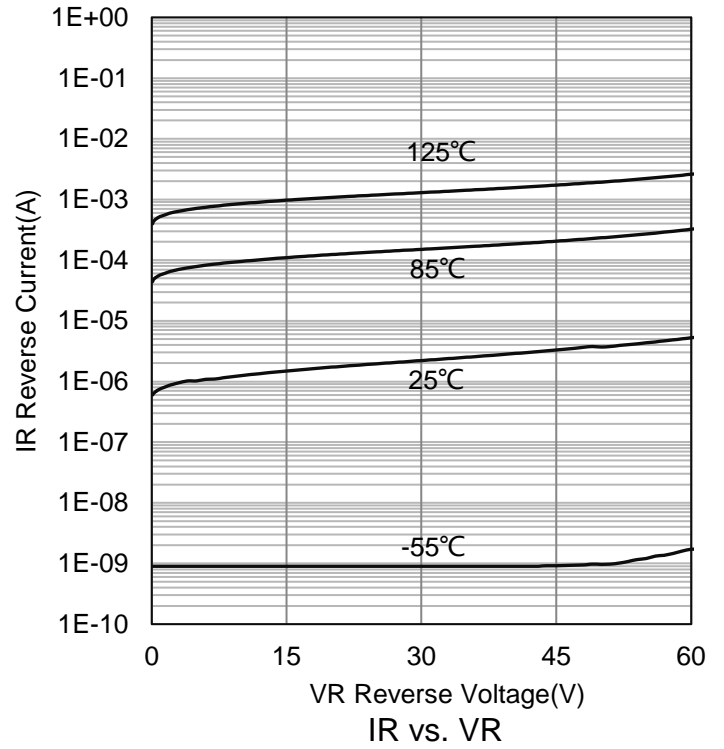
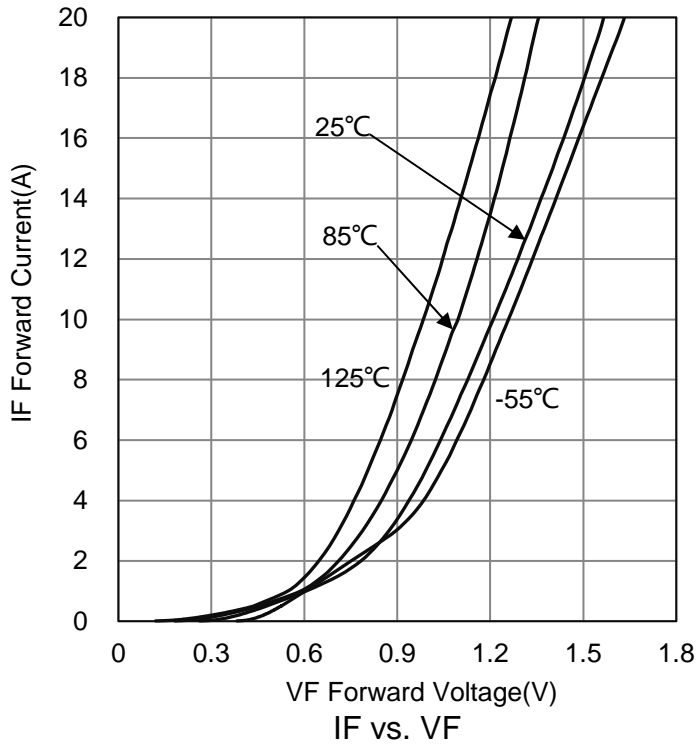
4. ELECTRICAL CHARACTERISTICS (Ta= 25°C)

Characteristic	Symbol	Min	Typ.	Max	Unit
Maximum instantaneous forward (IF = 1.0 A, TJ = 25°C)	VF	-	-	0.7	V
Maximum DC reverse current at rated DC blocking voltage TA = 25°C Tj = 125°C	IR	-	-	0.03	mA
		-	-	10	
Junction capacitance at 4.0V, 1MHz	CJ	-	30	-	pF

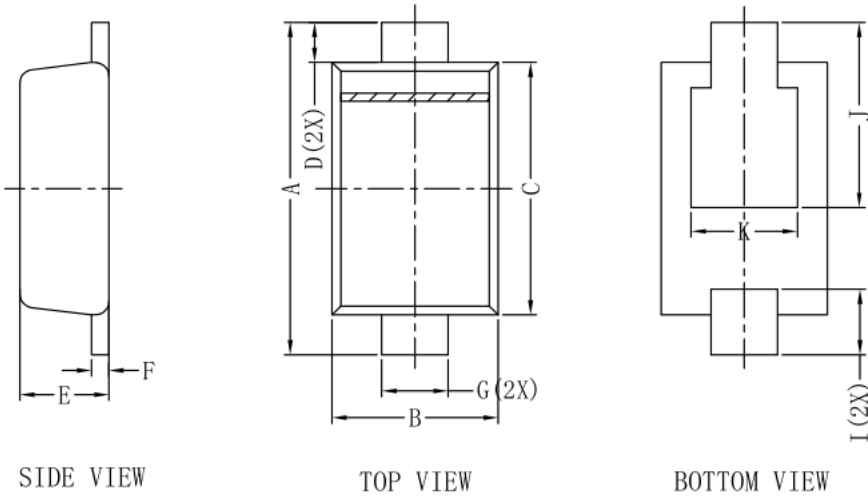
Note: 1. 8.0mm² (.013mm thick) land areas



5 ELECTRICAL CHARACTERISTICS CURVES



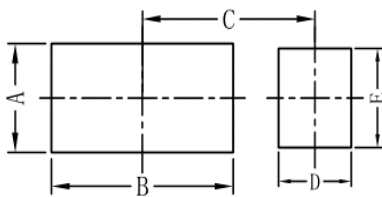
6.OUTLINE AND DIMENSIONS



SOD323HE			
DIM	MIN	MAX	Typ.
A	2.30	2.70	2.55
B	1.20	1.35	1.25
C	1.75	1.95	1.90
D	-	-	0.30
E	0.55	0.75	0.67
F	0.10	0.20	0.15
G	0.45	0.65	0.50
I	0.40	0.70	0.50
J	1.15	1.55	1.40
K	-	-	0.80
All Dimensions in mm			

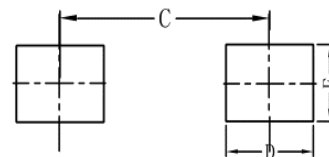
7.SOLDERING FOOTPRINT

RECOMMENDED PAD



SOD323HE	
DIM	(mm)
A	1.1
B	2.0
C	1.9
D	0.8
E	1.0

COMPATIBLE PAD



SOD323HE	
DIM	(mm)
D	1.0
E	0.8
C	2.4

DISCLAIMER

- Before you use our Products, you are requested to carefully read this document and fully understand its contents. LRC shall not be in any way responsible or liable for failure, malfunction or accident arising from the use of any LRC's Products against warning, caution or note contained in this document.
- All information contained in this document is current as of the issuing date and subject to change without any prior notice. Before purchasing or using LRC's Products, please confirm the latest information with a LRC sales representative.