

NOTES :

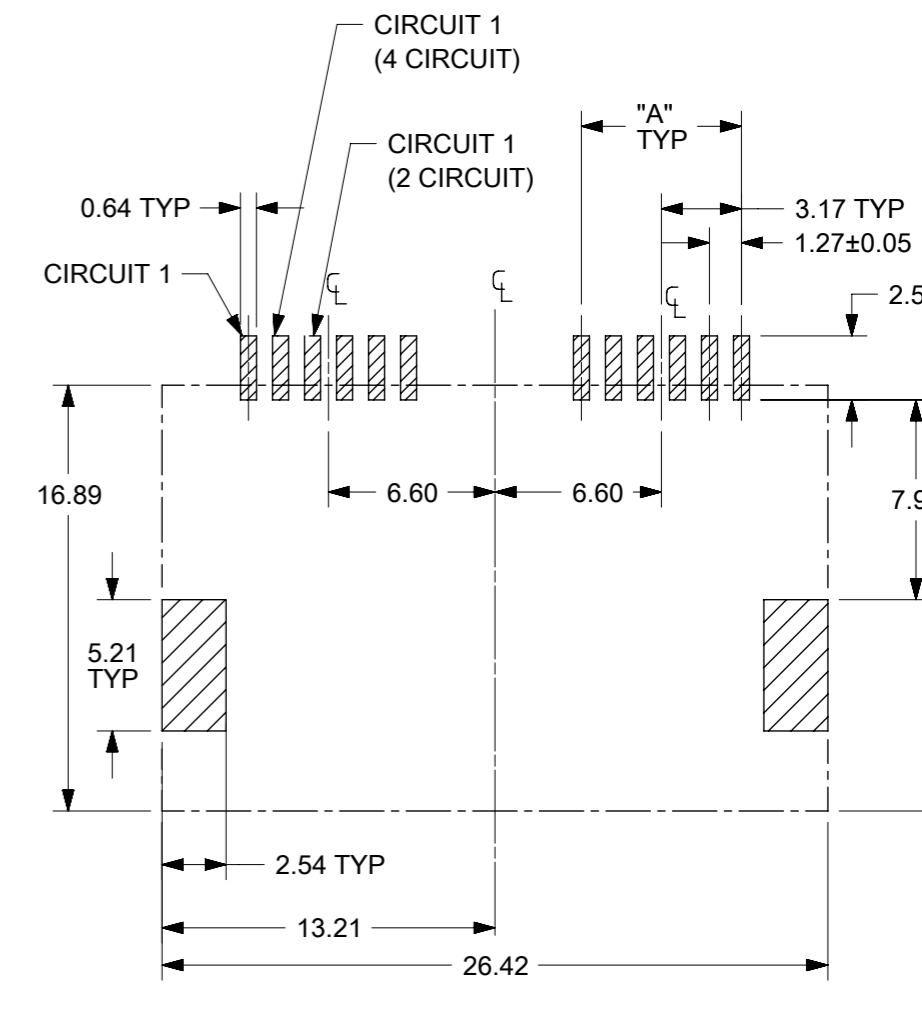
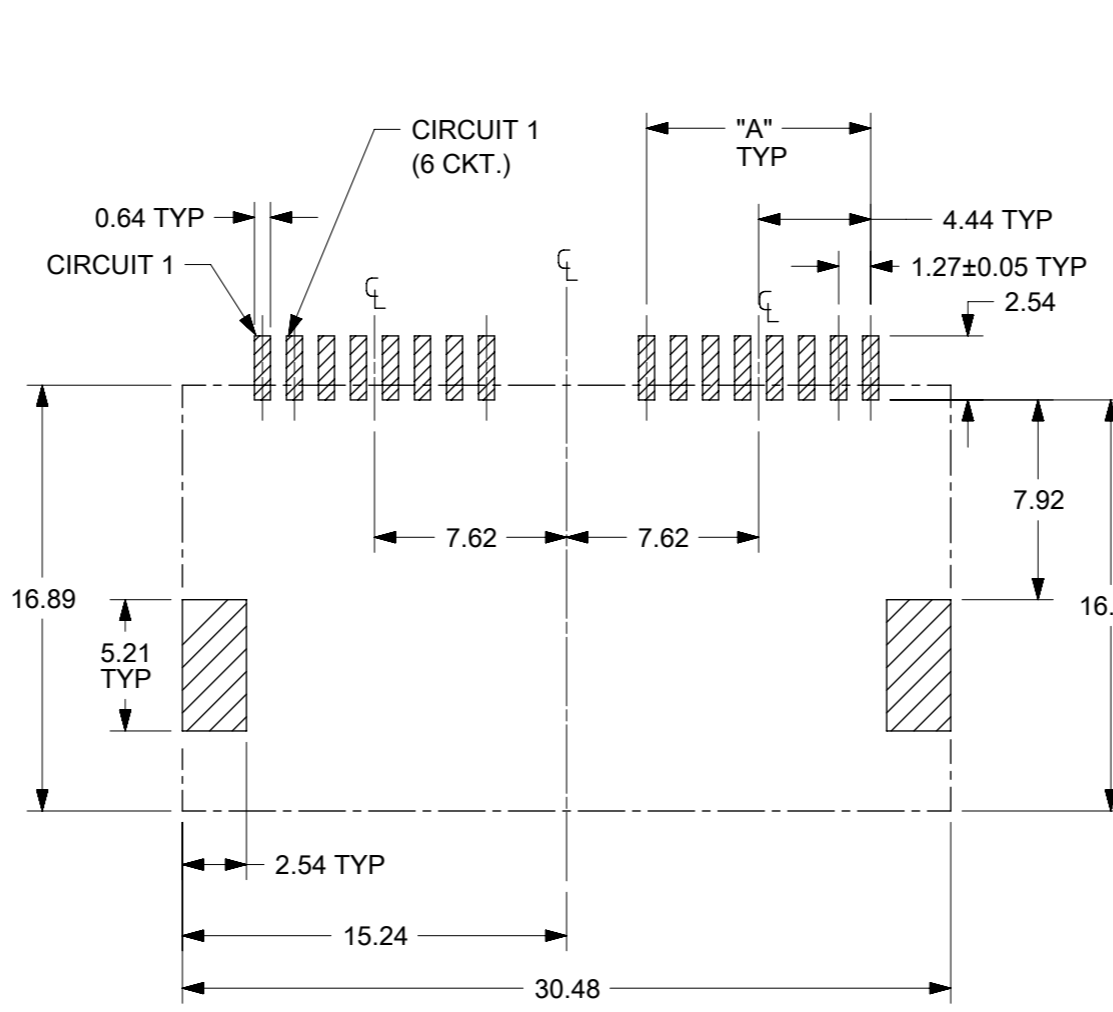
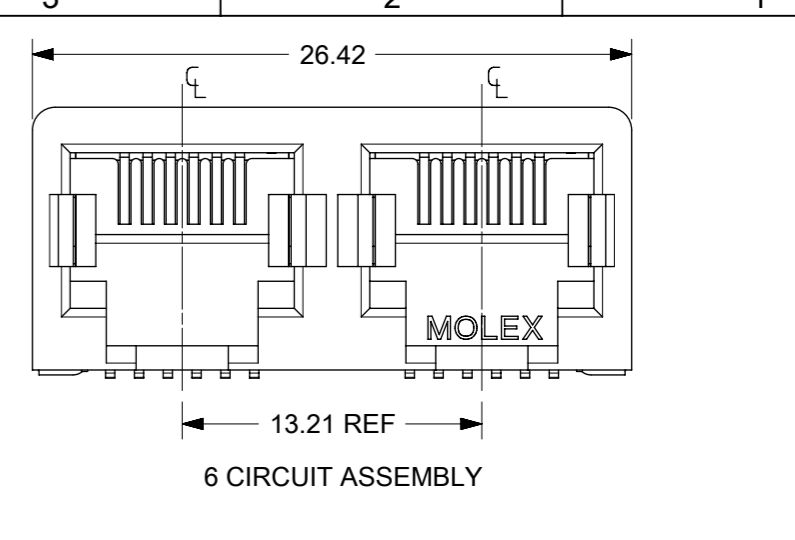
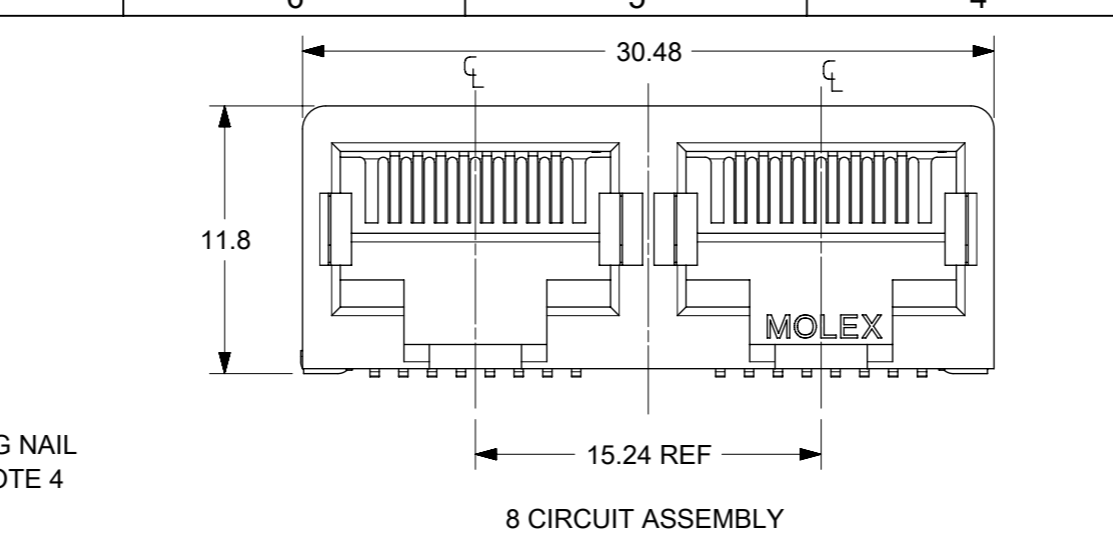
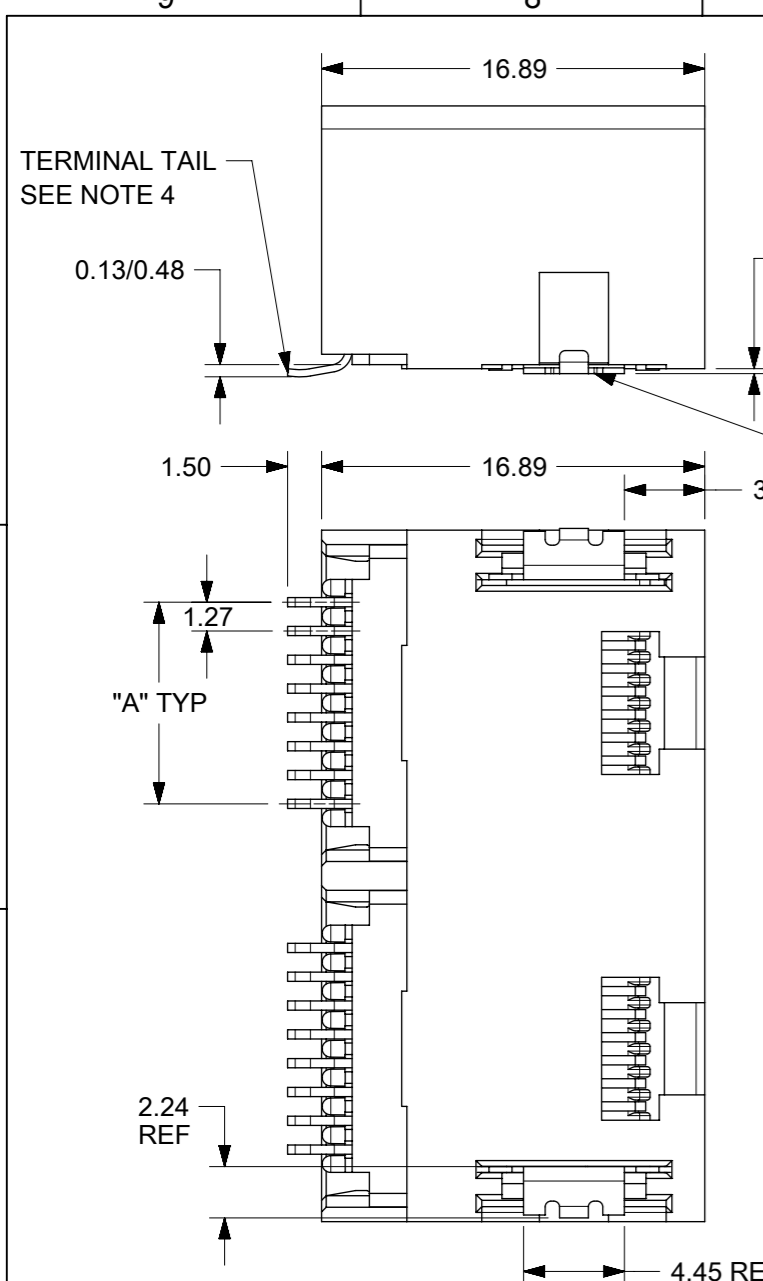
- 1) MATERIALS :  
HOUSING : NYLON, GLASS-FILLED, UL94V-0, COLOR - SEE CHART  
TERMINALS : PHOSPHOR BRONZE, .012/(0.30)  
FITTING NAILS : BRASS ALLOY, .010/(0.25)
- 2) FINISH :  
TERMINAL PLATING OPTIONS : (SEE TABLE)  
(A) SELECT GOLD IN CONTACT AREA: .000050/(0.00127) MIN.,  
\*SELECT MATTE TIN IN PC TAIL AREA: .000100/(0.00254) MIN.,  
WITH OVERALL NICKEL UNDERPLATE: .000050/(0.00127) MIN.  
(B) SELECT GOLD IN CONTACT AREA: .000030/(0.00076) MIN.,  
\*SELECT MATTE TIN IN PC TAIL AREA: .000100/(0.00254) MIN.,  
WITH OVERALL NICKEL UNDERPLATE: .000050/(0.00127) MIN.  
(C) SELECT GOLD IN CONTACT AREA: .000015/(0.00038) MIN.,  
\*SELECT MATTE TIN IN PC TAIL AREA: .000100/(0.00254) MIN.,  
WITH OVERALL NICKEL UNDERPLATE: .000050/(0.00127) MIN.
- FITTING NAILS :  
\*100 MICROINCHES MATTE TIN OVER 50 MICROINCHES NICKEL UNDERPLATE  
\*THE PRIMARY SHIPPING CARTON WILL BE LABELED "ELV AND RoHS COMPLIANT". CARTONS WITHOUT THIS LABEL MAY CONTAIN PRODUCT WITH TIN-LEAD IN THE PC TAIL AREA.
- 3) PRODUCT SPECIFICATION : PS-43743-001
- 4) COPLANARITY SPECIFICATIONS:  
WITH THE MODULAR JACK SITTING ON A LEVEL SURFACE, THE MAXIMUM GAP BETWEEN THE LEVEL SURFACE AND ALL TERMINAL TAILS AND BOTH FITTING NAILS IS .006/(0.15).
- 5) FOR ASSEMBLIES HAVING VOIDED CIRCUITS, THE TAIL PORTION IS CUT AND REMOVED. THE MATING PORTION OF THE TERMINAL REMAINS INTACT. VOIDED CIRCUITS MUST BE THE SAME FOR BOTH PORTS.
- 6) CONVECTION SOLDERING TECHNOLOGY SHOULD BE USED WHEN GANGING MODULAR JACKS WITH INBOARD NAILS SIDE-BY-SIDE.
- 7) THIS PART CONFORMS TO CLASS B REQUIREMENTS OF COSMETIC SPECIFICATION PS-45499-002.

PC BOARD LAYOUT FOR 8 POSITION HOUSING  
(COMPONENT SIDE OF BOARD)

PC BOARD LAYOUT FOR 6 POSITION HOUSING  
(COMPONENT SIDE OF BOARD)

2	G1
1	G2
	SHREV

<b>REVISED NOTES</b> EC NO: UCP2009-1244 DRAWN: KLOSTNER 2008/12/10 CHKD: JEBEL 2008/12/10 APPR: FBMITH 2008/12/10 G2	DESCRIPTION QUALITY SYMBOLS ▽=0 ▽=0	GENERAL TOLERANCES (UNLESS SPECIFIED)		DIMENSION STYLE <b>IN/MM</b>	SCALE <b>1:1</b>	DESIGN UNITS <b>INCH</b>	THIRD ANGLE PROJECTION		
		4 PLACES ± --- ± --- 3 PLACES ± --- ± .010 2 PLACES ± .025 ± .015 1 PLACE ± 0.38 ± --- ANGULAR ± 1/2°	mm      INCH DRAWN BY: MUELLER      DATE: 98/06/11 CHECKED BY: ROBERTS      DATE: 98/06/16 APPROVED BY: EDGLEY      DATE: 98/06/17	TITLE <b>4, 6, &amp; 8 CIRCUIT DUAL PORT SMT MODULAR JACK W/ FLUSH MOUNT NAILS</b>					
		DRAFT WHERE APPLICABLE MUST REMAIN WITHIN DIMENSIONS		MATERIAL NO. <b>SEE SHT 2</b>			MOLEX INCORPORATED		SHEET NO. <b>1 OF 2</b>
		THIS DRAWING CONTAINS INFORMATION THAT IS PROPRIETARY TO MOLEX INCORPORATED AND SHOULD NOT BE USED WITHOUT WRITTEN PERMISSION							



**PC BOARD LAYOUT FOR  
8 POSITION HOUSING**  
(COMPONENT SIDE OF BOARD)

**PC BOARD LAYOUT FOR  
6 POSITION HOUSING**  
(COMPONENT SIDE OF BOARD)

- NOTES :
- MATERIALS :**  
HOUSING : NYLON, GLASS-FILLED, UL94V-0, COLOR - SEE CHART  
TERMINALS : PHOSPHOR BRONZE, 0.30 mm THICKNESS.  
FITTING NAILS : BRASS ALLOY, 0.25 mm THICKNESS.
  - FINISH :**  
TERMINAL PLATING OPTIONS : (SEE TABLE)  
(A) SELECT GOLD IN CONTACT AREA: 0.00127 mm MIN.,  
\*SELECT MATTE TIN IN PC TAIL AREA: 0.00254 mm MIN.,  
WITH OVERALL NICKEL UNDERPLATE: 0.00127 mm MIN.  
(B) SELECT GOLD IN CONTACT AREA: 0.00076 mm MIN.,  
\*SELECT MATTE TIN IN PC TAIL AREA: 0.00254 mm MIN.,  
WITH OVERALL NICKEL UNDERPLATE: 0.00127 mm MIN.  
(C) SELECT GOLD IN CONTACT AREA: 0.00038 mm MIN.,  
\*SELECT MATTE TIN IN PC TAIL AREA: 0.00254 mm MIN.,  
WITH OVERALL NICKEL UNDERPLATE: 0.00127 mm MIN.
  - FITTING NAILS :**  
\*2.54 MICROMETER MATTE TIN OVER 1.27 MICROMETER NICKEL UNDERPLATE  
\*THE PRIMARY SHIPPING CARTON WILL BE LABELED "ELV AND  
RoHS COMPLIANT". CARTONS WITHOUT THIS LABEL MAY  
CONTAIN PRODUCT WITH TIN-LEAD IN THE PC TAIL AREA.
  - PRODUCT SPECIFICATION :** PS-43743-0001
  - COPLANARITY SPECIFICATIONS :**  
WITH THE MODULAR JACK SITTING ON A LEVEL SURFACE, THE MAXIMUM GAP BETWEEN  
THE LEVEL SURFACE AND ALL TERMINAL TAILS AND BOTH FITTING NAILS IS 0.15 mm.
  - FOR ASSEMBLIES HAVING VOIDED CIRCUITS, THE TAIL PORTION IS CUT  
AND REMOVED. THE MATING PORTION OF THE TERMINAL REMAINS INTACT.  
VOIDED CIRCUITS MUST BE THE SAME FOR BOTH PORTS.**
  - CONVECTION SOLDERING TECHNOLOGY SHOULD BE USED WHEN GANGING MODULAR  
JACKS WITH INBOARD NAILS SIDE-BY-SIDE.**
  - THIS PART CONFORMS TO CLASS B REQUIREMENTS OF COSMETIC  
SPECIFICATION PS-45499-002.**

DOCUMENT STATUS	P1	RELEASE DATE	2018/03/23	01:56:28
-----------------	----	--------------	------------	----------

SYMBOLS	THIS DRAWING CONTAINS INFORMATION THAT IS PROPRIETARY TO MOLEX ELECTRONIC TECHNOLOGIES, LLC AND SHOULD NOT BE USED WITHOUT WRITTEN PERMISSION		CURRENT REV DESC: MIGRATED TO NX	
	DIMENSION UNITS	SCALE		
▽ = 0	MM	3:1		
▽ = 0	GENERAL TOLERANCES (UNLESS SPECIFIED)			
▽ = 0	ANGULAR TOL ± 0.5°			
▽ = 0	4 PLACES	±	EC NO: 173578	
▽ = 0	3 PLACES	±	DRWN: VK10 2018/01/16	
▽ = 0	2 PLACES	± 0.25	CHK'D: KLANG 2018/03/23	
▽ = 0	1 PLACE	± 0.38	APPR: KLANG 2018/03/23	
▽ = 0	0 PLACES	±	INITIAL REVISION:	
▽ = 0	DRAFT WHERE APPLICABLE MUST REMAIN WITHIN DIMENSIONS		DRWN: AFENG02 2016/09/27	DRWING
▽ = 0			APPR: KLANG 2016/10/10	SERIES
		THIRD ANGLE PROJECTION	A3-SIZE	44193
		MATERIAL NUMBER	CUSTOMER	SHEET NUMBER
		SEE CHART	GENERAL MARKET	1 OF 2

**molex**

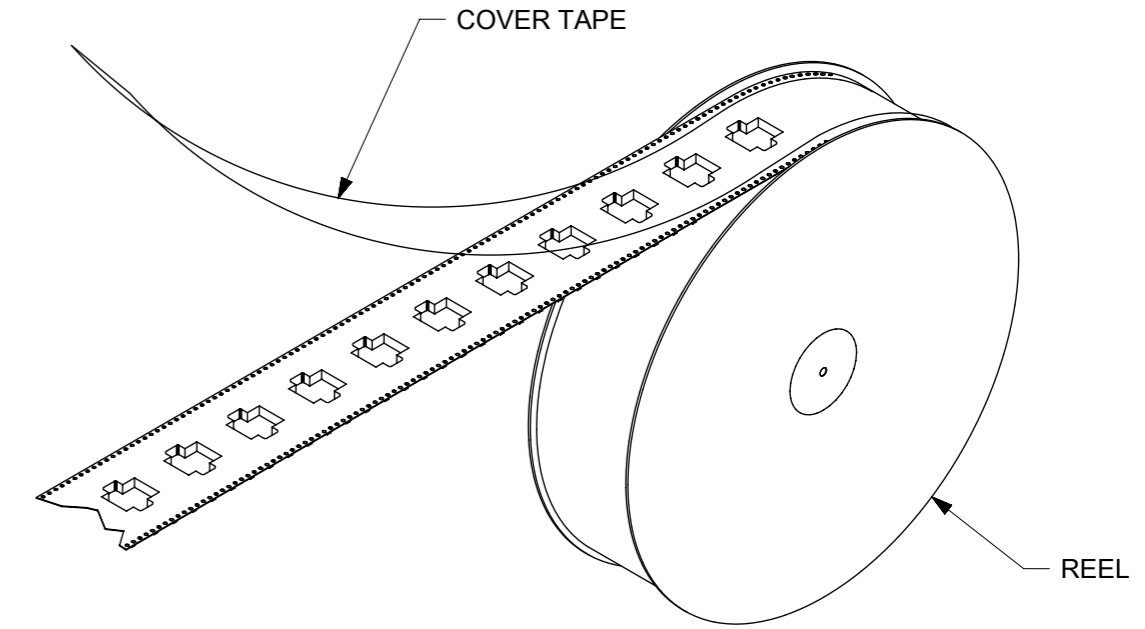
2 PORT SMT. JACK ASSY  
W/FLUSH MOUNT NAILS

PRODUCT CUSTOMER DRAWING

DOCUMENT NUMBER: SD-44193-001  
DOC TYPE: PSD  
DOC PART: 002  
REVISION: G3

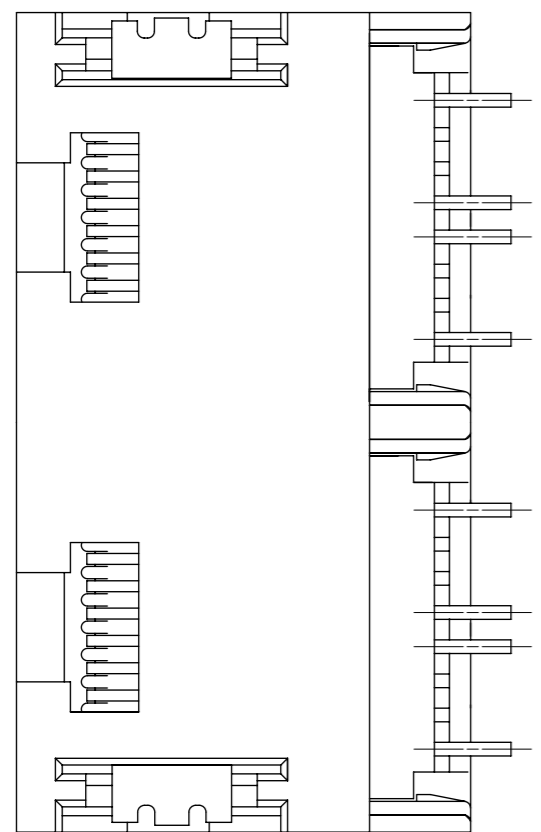
"X"=NOT TOOLED	ASSEMBLY ITEM NO.	CONNECTOR SIZE	CIRCUIT SIZE	TERMINAL PLATING	TAPE & REEL PACKAGING NO.	VOIDED CIRCUITS	HOUSING COLOR
X	44193-0001	8	4	A	PK-70873-7004	NA	BLACK
X	44193-0002	8	6	A	PK-70873-7004		
	44193-0003	8	8	A	PK-70873-7004		
	44193-0004	6	4	A	PK-70873-7003		
	44193-0005	6	6	A	PK-70873-7003		
X	44193-0006	8	4	B	PK-70873-7004		
X	44193-0007	8	6	B	PK-70873-7004		
X	44193-0008	8	8	B	PK-70873-7004		
X	44193-0009	6	4	B	PK-70873-7003		
X	44193-0010	6	6	B	PK-70873-7003		
X	44193-0011	8	4	C	PK-70873-7004		
X	44193-0012	8	6	C	PK-70873-7004		
X	44193-0013	8	8	C	PK-70873-7004		
X	44193-0014	6	4	C	PK-70873-7003		
X	44193-0015	6	6	C	PK-70873-7003		
X	44193-0016	6	2	A	PK-70873-7003		
X	44193-0017	6	2	B	PK-70873-7003		
X	44193-0018	6	2	C	PK-70873-7003		

HOUSING SIZE	CIRCUIT SIZE	DIM. A
6	6	6.35
6	4	3.81
6	2	1.27
8	8	8.89
8	6	6.35
8	4	3.81



VACUUM FORMED CARRIER TAPE WITH SPROCKET HOLES

## TAPE AND REEL PACKAGING



TYPICAL VIEW SHOWING VOIDED CIRCUIT (CIRCUITS 2,3,6,7 SHOWN VOIDED)

<b>SYMBOLS</b> ▽ = 0 ▽ = 0 ▽ = 0 ▽ = 0 ▽ = 0 ▽ = 0 ▽ = 0 ▽ = 0 ▽ = 0 ▽ = 0 ▽ = 0 ▽ = 0	THIS DRAWING CONTAINS INFORMATION THAT IS PROPRIETARY TO MOLEX ELECTRONIC TECHNOLOGIES, LLC AND SHOULD NOT BE USED WITHOUT WRITTEN PERMISSION DIMENSION UNITS: <b>MM</b> SCALE: <b>3:1</b>	CURRENT REV DESC: MIGRATED TO NX EC NO: 173578 DRWN: VK10 2018/01/16 CHK'D: KLANG 2018/03/23 APPR: KLANG 2018/03/23			
	GENERAL TOLERANCES (UNLESS SPECIFIED) ANGULAR TOL ± 0.5° 4 PLACES ± 3 PLACES ± 2 PLACES ± 0.25 1 PLACE ± 0.38 0 PLACES ±	INITIAL REVISION: DRWN: AFENG02 2016/09/27 APPR: KLANG 2016/10/10	2 PORT SMT. JACK ASSY W/FLUSH MOUNT NAILS		
	DRAFT WHERE APPLICABLE MUST REMAIN WITHIN DIMENSIONS	THIRD ANGLE PROJECTION 	DRAWING: <b>A3-SIZE</b> SERIES: <b>44193</b>	DOCUMENT NUMBER: <b>SD-44193-001</b> DOC TYPE: PSD DOC PART: 002 REVISION: <b>G3</b>	MATERIAL NUMBER: SEE CHART CUSTOMER: GENERAL MARKET SHEET NUMBER: 2 OF 2
	PRODUCT CUSTOMER DRAWING				