

2SC3356

高频三极管(NPN) High-Frequency Amplifier Transistor

特性

FEATURES

*低噪声，高频率

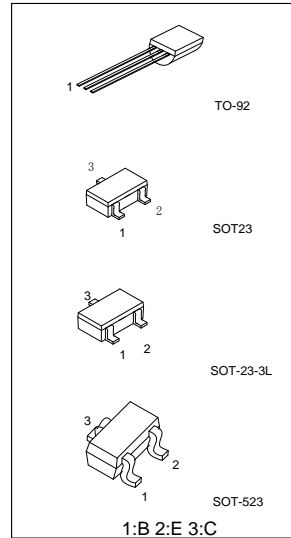
Low noise and high gain.

NF=1.1dB Typ. ,Ga=11dB Typ.@Vce=10V,Ic=7mA ,f=1.0 GHz

*高功率增益

High power gain.

MAG=13dB Typ.@Vce=10V,Ic=20mA , f=1.0 GHz



产品订购信息

产品名称 Ordering Number	封装形式 Package	打印名称 Print Number	环保等级 Free	包装 Packing
2SC3356-SC1-R-R	SOT23	R25/R24/R23	RoHS	编带
2SC3356-SF3-R-R	SOT-523	25/24/23	RoHS	编带
2SC3356-SD3-R-R	SOT-23-3L	R25/R24/R23	RoHS	编带
2SC3356-T93-R-K	TO-92	R25/R24/R23	RoHS	袋装

2SC3356 - SC1 - R - R

包装类型: 料管 (Tube) T, 卷盘编带 (Tape Reel) R,
防静电袋 (Bulk) K, T092编带 (Tape Box) B

绿色包装: R:RoHS

封装外形: SC1:SOT23; SF3:SOT-523;
SD2:SOT-23-3L; T93:TO-92

产品型号

2SC3356

绝对最大额定值MAXIMUM RATINGS (Ta=25°C)

项目 Characteristics	符号 Symbol	数值 Rating	单位 Unit
集电极、基极击穿电压 Collector-Base Voltage	VCBO	20	V
基极、发射极击穿电压 Collector-Emitter Voltage	VCEO	12	V
发射极、基极击穿电压 Emitter-Base Voltage	VEBO	3.0	V
集电极额定电流 Collector current	Ic	100	mA
总功耗 Total Power Dissipation	Ptot	200	mW
最高结温 Junction Temperature	Tj	150	°C
贮存温度 Storage Temperature Range	Tstg	-65to+150	°C

2SC3356

电特性ELECTRICAL CHARACTERISTICS(Ta=25°C)

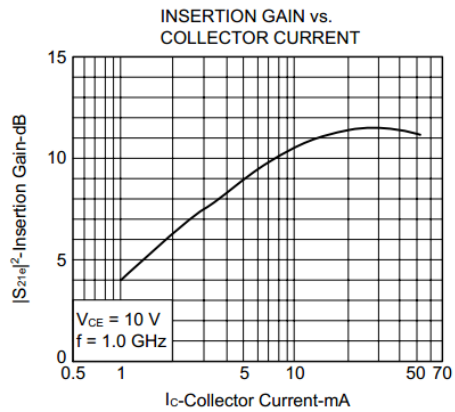
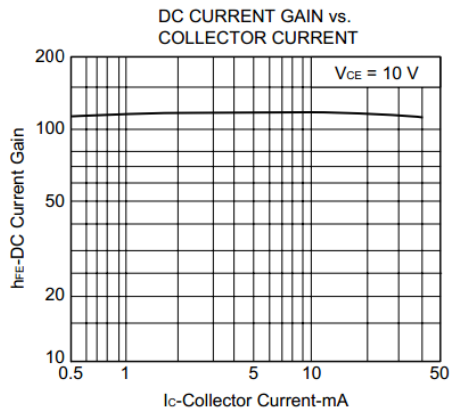
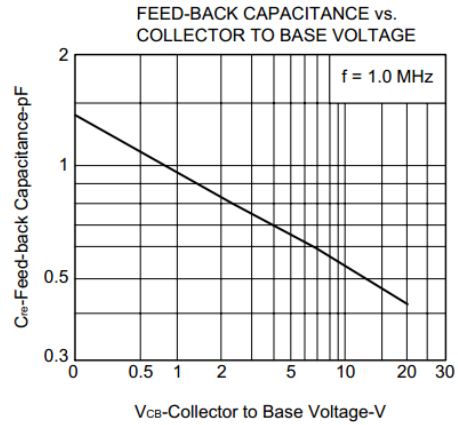
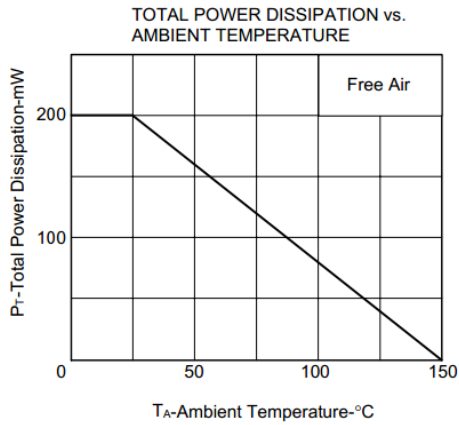
项目 Characteristics	符号 Symbol	测试条件 Test Condition	最小值 Min	典型值 Typ	最大值 Max	单位 Unit
集电极、基极击穿电压 Collector- Base Breakdown Voltage	VCBO	Ic=100uA,Ib=0	20			V
集电极、发射极击穿电压 Collector- Emitter Breakdown Voltage	VCEO	Ic=1mA,Ib=0	12			V
发射极、基极击穿电压 Emitter - Base Breakdown Voltage	VEBO	Ic=100uA,Ib=0	3			V
集电极漏电流 Collector Cut-off Current	ICBO	Vcb=10V,Ie=0			1.0	uA
集电极、发射极漏电流 Emitter Cut-off Current	IEBO	Veb=3V,Ic=0			1.0	uA
直流电流增益 DC Current Gain	HFE	Vce=10V,Ic=20mA	50		300	
介入功率增益 Insertion power gain	S21e ²	Vce=10V,Ic=20mA,f=1GHz		11.5		dB
噪声因数 Noise figure	NF	Vce=10V,Ic=7mA, f=1GHz			2	dB
特征频率 Transition Frequency	fT	Vce=10V,Ic=20mA		7		GHz
反向传输电容 Reverse transfer Capacitance	Cre	Vcb=10V,Ie=0,f=1MHZ			1	pF

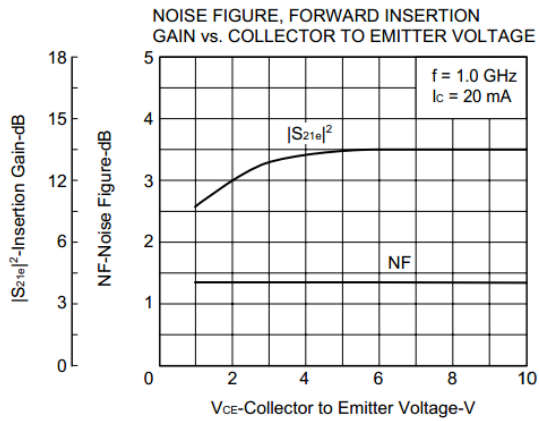
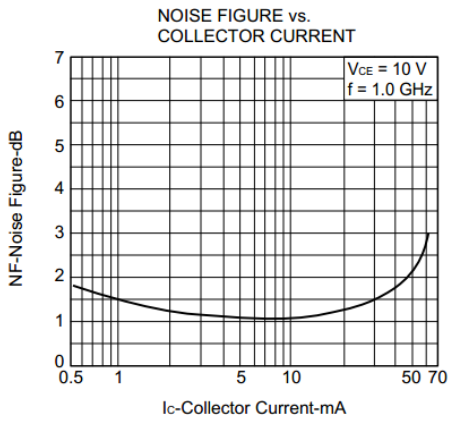
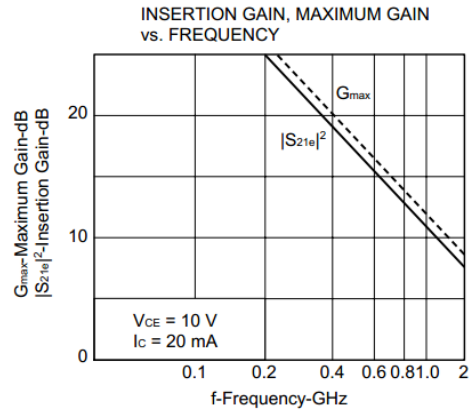
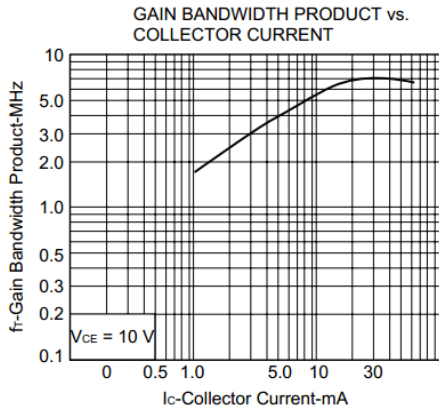
*.脉冲测量Pulse measurement : PW≤350us , Duty Cycle≤2%

放大分档HFE CLASSIFICATION

分类 Type	2SC3356-R23	2SC3356-R24	2SC3356-R25	2SC3356-R26
范围 Range	50-100	80-160	125-250	250-400
打印名 Marking	R23	R24	R25	R26

典型特征曲线 TYPICAL CHARACTERISTICS ($T_a=25^\circ\text{C}$)

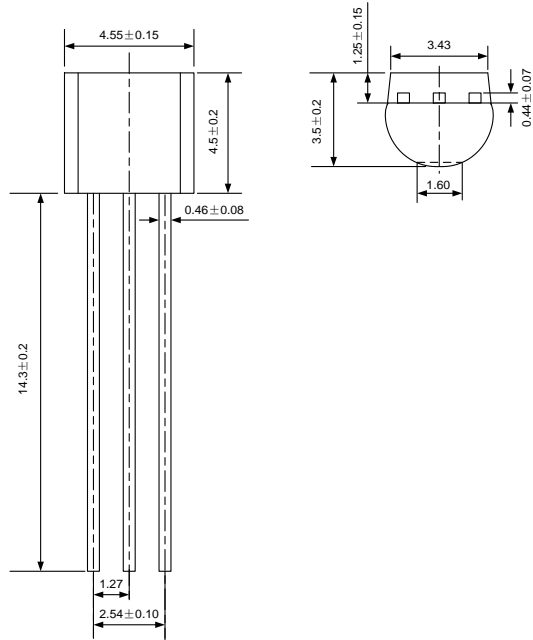




封装外形图 PACKAGE OUTLINE

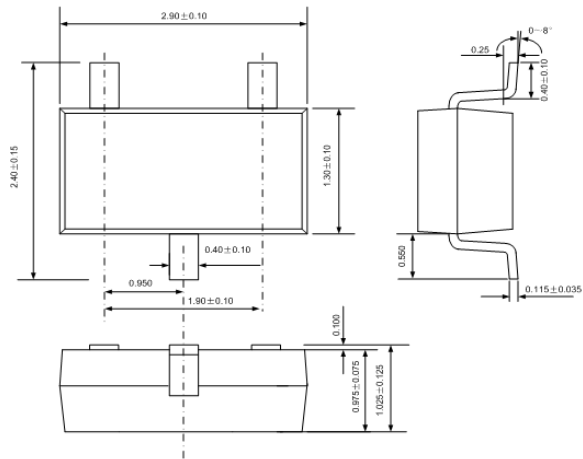
TO-92

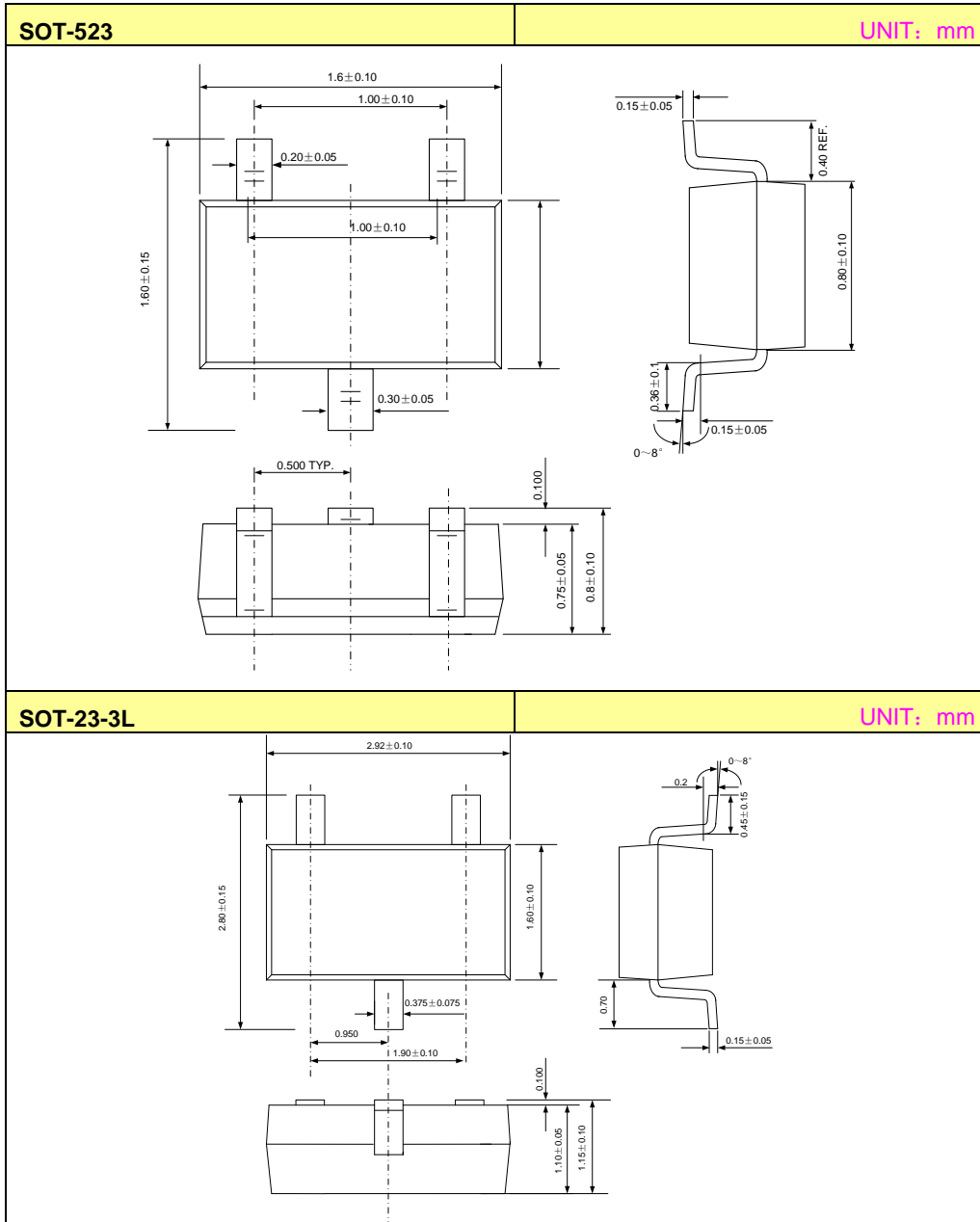
UNIT: mm



SOT23

UNIT: mm





防静电注意事项 ELECTROSTATIC DISCHARGE CAUTION



These devices have limited built-in ESD protection. The leads should be shorted together or the device placed in conductive foam during storage handling to prevent electrostatic damage to the device.

产品的内置ESD防护有限。产品存储时，应做好静电防护，以防静电对电路造成损坏。

声明NOTICE

HANGZHOU YOUWANG ELECTRONICS CO.LTD assumes no responsibility for equipment failures that result from using products at values that exceed, even momentarily, rated values (such as maximum ratings, operating condition ranges, or other parameters) listed in products specifications of any and all HANGZHOU YOUWANG ELECTRONICS CO.LTD's products described or contained herein. HANGZHOU YOUWANG ELECTRONICS CO.LTD's products are not designed for use in life support appliances, devices or systems where malfunction of these products can be reasonably expected to result in personal injury. Reproduction in whole or in part is prohibited without the prior written consent of the copyright owner. The information presented in this document does not form part of any quotation or contract, is believed to be accurate and reliable and may be changed without notice.

对于杭州友旺电子有限公司的所有规格的产品，任何由于在使用过程中超过—即使瞬间超过额定数值（如最大值、工况范围，或其他参数）而造成损坏，本公司概不承担任何责任。本公司的产品不可用于人体生命维持设备或系统（这些设备的失灵或故障可能导致人身伤害）。未经授权，不得进行全部或者部分复制。本公司保留说明书的更改权，恕不另行通知。