

T4113502031-000 ✓ ACTIVE



## M12 Connector

TE Internal #: T4113502031-000

Cable-to-Cable, 3 Position, Sealable, Wire & Cable, Signal, Cable Mount (Free-Hanging), Reverse Gender, M12 Connector, Standard Circular Connectors

[View on TE.com >](#)

Connectors > Circular Connectors > Standard Circular Connectors > M12 Field Installable Unshielded



Connector System: **Cable-to-Cable**

Connector Mounting Type: **Cable Mount (Free-Hanging)**

Number of Positions: **3**

Sealable: **Yes**

Connector & Contact Terminates To: **Wire & Cable**

[All M12 Field Installable Unshielded \(102\)](#)

## Features

### Product Type Features

Product Type	Connector Assembly
Accessory Color	Black
Assembly Requirement	Factory Assembled
Assembly Type	Electrical Connector
Circular Connector Shell Type	All Plastic
Connector Product Type	Connector Assembly
Connector System	Cable-to-Cable
Sealable	Yes
Connector & Contact Terminates To	Wire & Cable
Circular Connector Type	Plug
Shell Type	Plastic

### Configuration Features

Keying & Polarized Position Locations	D
---------------------------------------	---



Factory Installed Backshell	No
Keying	D
Number of Positions	3
Number of Power Positions	0
Number of Signal Positions	3
Contacts Preloaded	Yes

### Electrical Characteristics

Operating Voltage	250 VAC
Voltage	250 Vrms

### Body Features

Peripheral Seal Material	Silicone
Environmental Protection	IP67
Feedthrough Type	No
O-Ring Material	Silicone
Environmental Protection Type	Elastomer Sealed
Shell Plating Material	Unplated
Shell Base Material	Plastic
Circular Connector Insulation Material Type	Polyamide 66 GF25
Hermetically Sealed	Yes

### Contact Features

Contact Current Rating (Max)	4 A
Reverse Gender	Yes
Circular Connector Contact Type	Pin

### Mechanical Attachment

Mating Retention Type	Threaded Coupling
Mating Alignment	With
Connector Mounting Type	Cable Mount (Free-Hanging)
Polarization Code	D
Mating Alignment Type	Keyed

### Housing Features

Circular Connector Shell Size	20
-------------------------------	----

### Dimensions



Wire Size	.75 – .25 mm <sup>2</sup>
-----------	---------------------------

**Usage Conditions**

IP Dust Sealing Level	6
IP Water Sealing Level	IP67
Operating Temperature Range	-40 – 85 °C[-40 – 185 °F]

**Operation/Application**

Durability Rating	100 Cycles
Circuit Application	Signal
Shielded	No

**Industry Standards**

UL Flammability Rating	UL 94HB
------------------------	---------

**Packaging Features**

Packaging Quantity	1
--------------------	---

**Other**

Position Locations Omitted	0
Field Serviceable	Yes

**Product Compliance**

[For compliance documentation, visit the product page on TE.com>](#)

EU RoHS Directive 2011/65/EU	Compliant with Exemptions
EU ELV Directive 2000/53/EC	Compliant with Exemptions
China RoHS 2 Directive MIIT Order No 32, 2016	Restricted Materials Above Threshold
EU REACH Regulation (EC) No. 1907/2006	Current ECHA Candidate List: JUNE 2024 (241) Candidate List Declared Against: JUNE 2024 (241) SVHC > Threshold: Pb (3.7% in Component Part) <small><b>Article Safe Usage Statements:</b> Do not eat, drink or smoke when using this product. Wash thoroughly after handling. Recycle if possible and dispose of the article by following all applicable governmental regulations relevant to your geographic location.</small>
Halogen Content	Not Low Halogen - contains Br or Cl > 900 ppm.
Solder Process Capability	Not applicable for solder process capability




Product Compliance Disclaimer

This information is provided based on reasonable inquiry of our suppliers and represents our current actual knowledge based on the information they provided. This information is subject to change. The part numbers that TE has identified as EU RoHS compliant have a maximum concentration of 0.1% by weight in homogenous materials for lead, hexavalent chromium, mercury, PBB, PBDE, DBP, BBP, DEHP, DIBP, and 0.01% for cadmium, or qualify for an exemption to these limits as defined in the Annexes of Directive 2011/65/EU (RoHS2). Finished electrical and electronic equipment products will be CE marked as required by Directive 2011/65/EU. Components may not be CE marked. Additionally, the part numbers that TE has identified as EU ELV compliant have a maximum concentration of 0.1% by weight in homogenous materials for lead, hexavalent chromium, and mercury, and 0.01% for cadmium, or qualify for an exemption to these limits as defined in the Annexes of Directive 2000/53/EC (ELV). Regarding the REACH Regulation, the information TE provides on SVHC in articles for this part number is based on the latest European Chemicals Agency (ECHA) 'Guidance on requirements for substances in articles' posted at this URL: <https://echa.europa.eu/guidance-documents/guidance-on-reach>

## Compatible Parts



## Also in the Series | M12 Connector



## Customers Also Bought



## Documents

### Product Drawings

M12,MALE,RA,D CODE,3P,PG9,GOLD

English

### CAD Files

Customer View Model

ENG\_CVM\_CVM\_T4113502031-000\_B.3d\_igs.zip

English

Customer View Model

ENG\_CVM\_CVM\_T4113502031-000\_B.3d\_stp.zip

English

Customer View Model

ENG\_CVM\_CVM\_T4113502031-000\_B.2d\_dxf.zip

English

### 3D PDF

3D

By downloading the CAD file I accept and agree to the [Terms and Conditions](#) of use.

### Datasheets & Catalog Pages

M8 / M12 Connector System Catalog

English

### Product Specifications

Application Specification

English

### Agency Approvals

UL



English