



Connectors > Circular Connectors > Standard Circular Connectors



Connector System: **Cable-to-Board**
Connector Mounting Type: **Board Mount**
Number of Positions: **5**
Sealable: **No**
Connector & Contact Terminates To: **Printed Circuit Board**

Features

Product Type Features

Product Type	Connector Assembly
Connector Product Type	Connector Assembly
Connector System	Cable-to-Board
Sealable	No
Connector & Contact Terminates To	Printed Circuit Board
Circular Connector Type	Plug

Configuration Features

Keying	A
Number of Positions	5
Contacts Preloaded	Yes

Body Features

Environmental Protection	IP65, IP67
Entry Style	Top

Contact Features



Contact Current Rating (Max)	4 A
Reverse Gender	No
Circular Connector Contact Type	Pin

Termination Features

Termination Method to PCB	Surface Mount
---------------------------	---------------

Mechanical Attachment

Mating Alignment	With
PCB Mount Alignment	With
PCB Mount Retention	With
Connector Mounting Type	Board Mount
Polarization Code	A
Mating Alignment Type	Polarization
Mating Retention	Without

Dimensions

Assembly Length	10.5 mm
-----------------	---------

Usage Conditions

IP Water Sealing Level	IP67
Operating Temperature Range	-25 – 85 °C[-13 – 185 °F]

Operation/Application

Durability Rating	100 Cycles
Circuit Application	Power, Signal & High Speed Data
Shielded	No

Industry Standards

UL Flammability Rating	UL 94V-0
------------------------	----------

Product Compliance

For compliance documentation, visit the product page on TE.com>

EU RoHS Directive 2011/65/EU	Compliant with Exemptions
EU ELV Directive 2000/53/EC	Compliant
China RoHS 2 Directive MIIT Order No 32, 2016	Restricted Materials Above Threshold
EU REACH Regulation (EC) No. 1907/2006	Current ECHA Candidate List: JUNE 2024 (241)



Candidate List Declared Against: JUNE
2024 (241)
SVHC > Threshold:
Pb (2.7% in Component Part)








Article Safe Usage Statements:
Do not eat, drink or smoke when using this product. Wash thoroughly after
handling. Recycle if possible and dispose of the article by following all applicable
governmental regulations relevant to your geographic location.

Halogen Content	Low Halogen - Br, Cl, F, I < 900 ppm per homogenous material. Also BFR/CFR/PVC Free
Solder Process Capability	Not reviewed for solder process capability

Product Compliance Disclaimer

This information is provided based on reasonable inquiry of our suppliers and represents our current actual knowledge based on the information they provided. This information is subject to change. The part numbers that TE has identified as EU RoHS compliant have a maximum concentration of 0.1% by weight in homogenous materials for lead, hexavalent chromium, mercury, PBB, PBDE, DBP, BBP, DEHP, DIBP, and 0.01% for cadmium, or qualify for an exemption to these limits as defined in the Annexes of Directive 2011/65/EU (RoHS2). Finished electrical and electronic equipment products will be CE marked as required by Directive 2011/65/EU. Components may not be CE marked. Additionally, the part numbers that TE has identified as EU ELV compliant have a maximum concentration of 0.1% by weight in homogenous materials for lead, hexavalent chromium, and mercury, and 0.01% for cadmium, or qualify for an exemption to these limits as defined in the Annexes of Directive 2000/53/EC (ELV). Regarding the REACH Regulations, TE’s information on SVHC in articles for this part number is still based on the European Chemical Agency (ECHA) ‘Guidance on requirements for substances in articles’(Version: 2, April 2011), applying the 0.1% weight on weight concentration threshold at the finished product level. TE is aware of the European Court of Justice ruling of September 10th, 2015 also known as O5A (Once An Article Always An Article) stating that, in case of ‘complex object’, the threshold for a SVHC must be applied to both the product as a whole and simultaneously to each of the articles forming part of its composition. TE has evaluated this ruling based on the new ECHA “Guidance on requirements for substances in articles” (June 2017, version 4.0) and will be updating its statements accordingly.

Compatible Parts

 TE Part # T4110012051-000 M12 F, 5P GOLD A_CODE S SHIELDED PG9	 TE Part # T4112012051-000 M12 F, 5P GOLD A_CODE RA SHIELDED PG9	 TE Part # T4161320005-001 RPC-M12-FS-5CON-PUR-0.5SH	 TE Part # 394863-E M12 METAL SHELL, MALE, VERT, 13MM, D9.55
 TE Part # 464272-E M12 METAL SHELL, MALE, VERT, 9MM	 TE Part # 834899-E SCH SCHE O-RING 14,0X1,0 NBR SCHWARZ M 1	 TE Part # 374342-E MRDBGR M12 M ***** J 2 374342 ABDE	

Also in the Series | M12 Connector



Connector Caps & Covers(5)

Connector Hardware(12)

Connector Seals & Cavity Plugs(4)

M8/M12 Cable Assemblies(230)

Standard Circular Connectors(803)

Customers Also Bought

TE Part #234041-E
M12 FEMALE, D CODE, 4P, 17MM
SMT

TE Part #154719-E
SMCB 50 F AB VV 7-03 CL * H007 137
E002

TE Part #254737-E
M12 METAL SHELL, MALE, VERT,
9MM, D8.35

TE Part #284810-E
M12 MALE, A CODE, 8P, 10.5MM SMT

TE Part #354131-E
M12 FEMALE, A CODE, 8P, 17MM
SMT

TE Part #474339-E
IDCTERM 1 I2426 1,10 * 167 707 0007
J 2

TE Part #484074-E
M12 FEMALE, A CODE, 12P, 17MM
SMT

TE Part #494068-E
M12 MALE, A CODE, 5P, 17MM SMT

TE Part #494981-E
M12 MALE, UNI CODE, 5P, 10.5MM
SMT, DI

TE Part #839166-E
IDCCS SRC 1,27 12 * SFX SFX 200 PVC

Documents



Product Drawings

M12 MALE, A CODE, 5P, 10.5MM SMT

English

CAD Files

3D PDF

3D

Customer View Model

ENG_CVM_CVM_284740-E_1.2d_dxf.zip

English

Customer View Model

ENG_CVM_CVM_284740-E_1.3d_igs.zip

English

Customer View Model

ENG_CVM_CVM_284740-E_1.3d_stp.zip

English

By downloading the CAD file I accept and agree to the [Terms and Conditions](#) of use.

Datasheets & Catalog Pages

ERNI M8M12 Circular Connectors

English

ERNI M8M12 Circular Connectors

German

Product Specifications

Application Specification

English

Agency Approvals

UL

English