

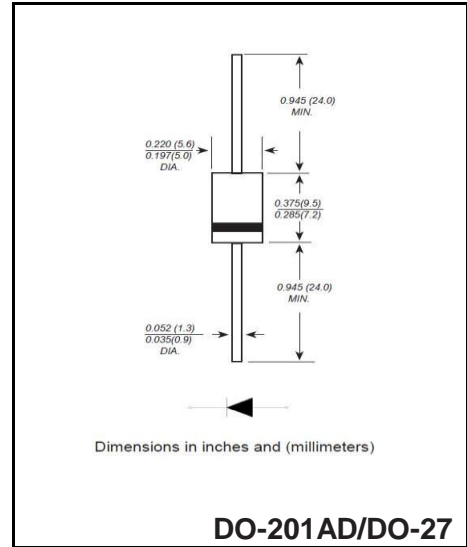
Super Fast Silicon Rectifiers

Reverse Voltage - 400 V

Forward Current – 8.0 A

FEATURES

- ◆ For surface mounted applications
- ◆ Low profile package
- ◆ Open Junction chip
- ◆ Ideal for automated placement
- ◆ Lead free in comply with EU RoHS 2011/65/EU directives



MECHANICAL DATA

- ◆ Case: DO-201AD/DO-27
- ◆ Terminals: Solderable per MIL-STD-750, Method 2026
- ◆ Approx. Weight: 0.98g / 0.0345oz

Maximum Ratings and Electrical characteristics

Ratings at 25 °C ambient temperature unless otherwise specified.

Single phase half-wave 60 Hz, resistive or inductive load, for capacitive load current derate by 20 %.

Parameter	Symbols	SR84E	Units
Maximum Repetitive Peak Reverse Voltage	V_{RRM}	400	V
Maximum RMS voltage	V_{RMS}	280	V
Maximum DC Blocking Voltage	V_{DC}	400	V
Maximum Average Forward Rectified Current at $T_c = 100\text{ }^\circ\text{C}$	$I_{F(AV)}$	8.0	A
Peak Forward Surge Current 8.3 ms Single Half Sine Wave Superimposed on Rated Load	I_{FSM}	250.0	A
Maximum Instantaneous Forward Voltage at 8.0A	V_F	1.10	V
Maximum DC Reverse Current $T_a = 25\text{ }^\circ\text{C}$ at Rated DC Blocking Voltage $T_a = 125\text{ }^\circ\text{C}$	I_R	10 100	μA
Maximum reverse recovery time ^(Note 1)	T_{rr}	30	nS
Typical Junction Capacitance ^(Note 2)	C_j	80.0	pF
Typical Thermal Resistance	$R_{\theta JA}$	50	$^\circ\text{C/W}$
Operating and Storage Temperature Range	T_j, T_{stg}	-55 ~ +175	$^\circ\text{C}$

(1) Measured at 1 MHz and applied reverse voltage of 4 V D.C

(2) Reverse recovery time test condition: $I_F=0.5\text{A}$ $I_R=1.0\text{A}$ $I_{rr}=0.25\text{A}$

FIG.1-TYPICAL FORWARD CURRENT DERATING CURVE

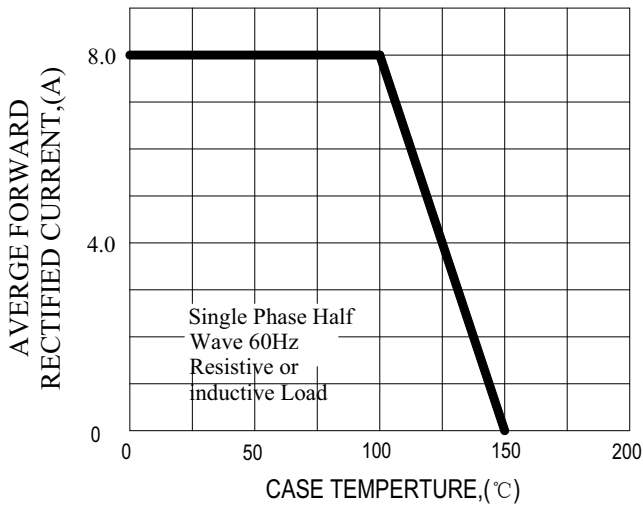


FIG.2-TYPICAL INSTANTANEOUS FORWARD CHARACTERISTICS

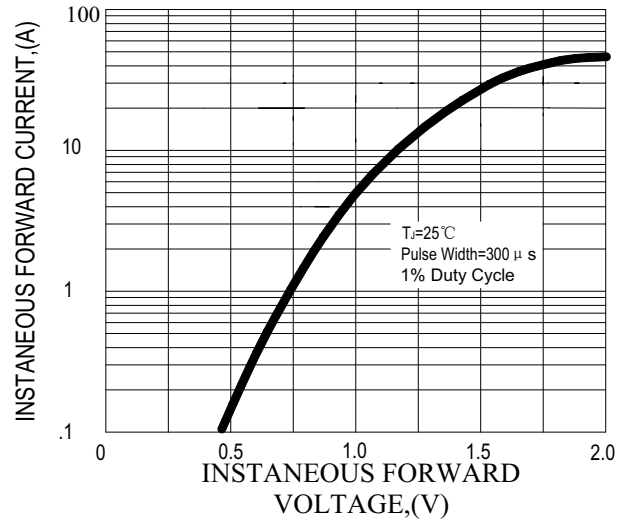


FIG.3-MAXIMUN NON-REPETITIVE FORWARD SURGE CURRENT

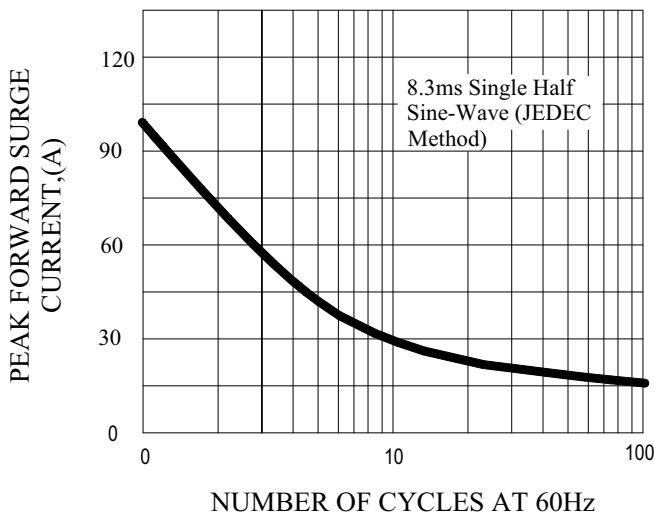


FIG.4-TYPICAL REVERSE CHARACTERISTICS

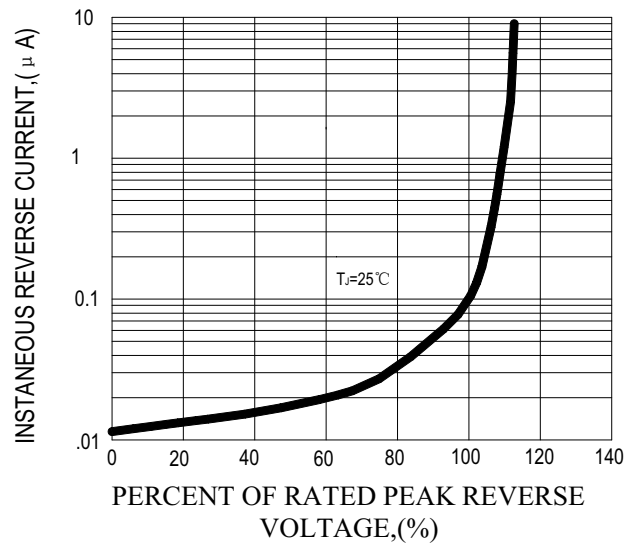
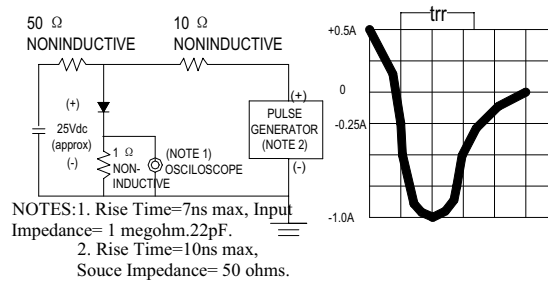


FIG.5-TEST CIRCUIT DIAGRAM AND REVERSE RECOVERY TIME CHARACTERISTIC



Package Outline DO-201AD(DO-27)



DIMENSIONS					
DIM	INCHES		MM		NOTE
	MIN	MAX	MIN	MAX	
A	---	.370	---	9.50	
B	---	.250	---	6.40	
C	.048	.052	1.20	1.30	
D	1.000	---	25.40	---	

Summary of Packing Options

Package	Packing Description	Packing Quantity	Industry Standard
DO-201AD(DO-27)	BOX	250/1000/1250	EIA-481-1