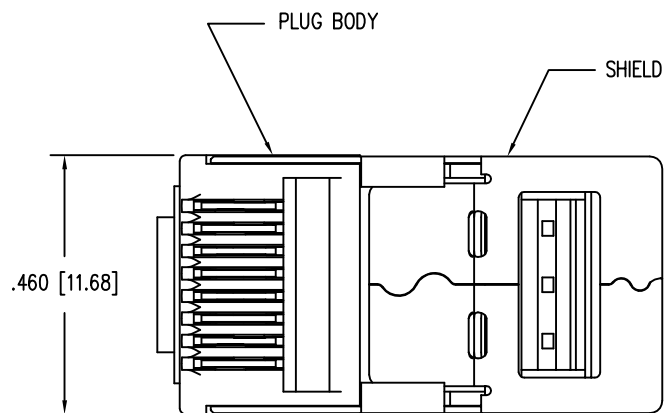
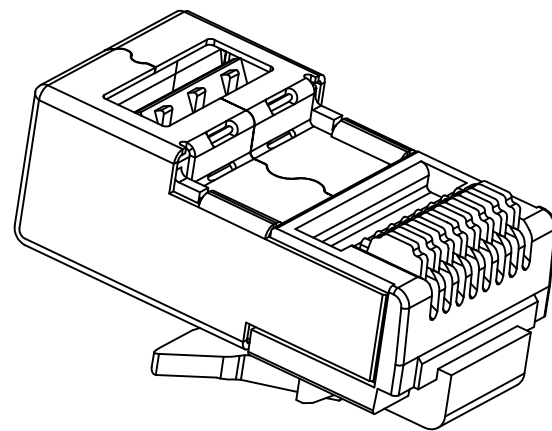
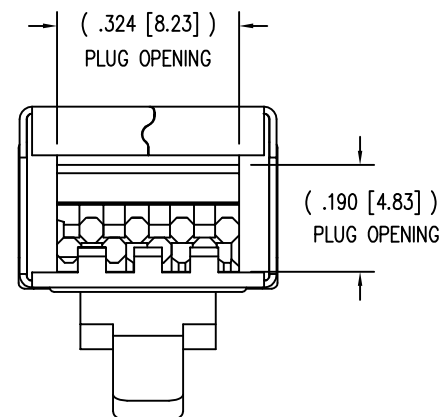
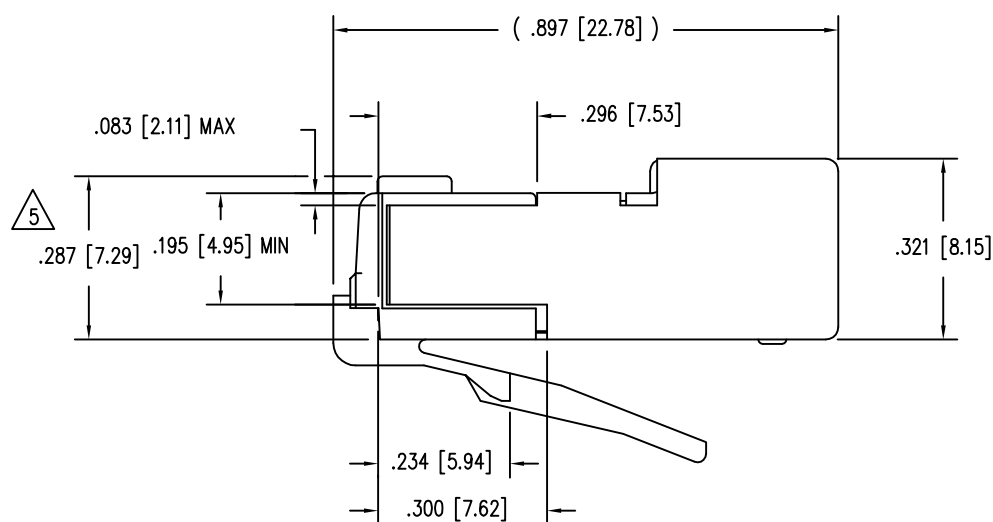
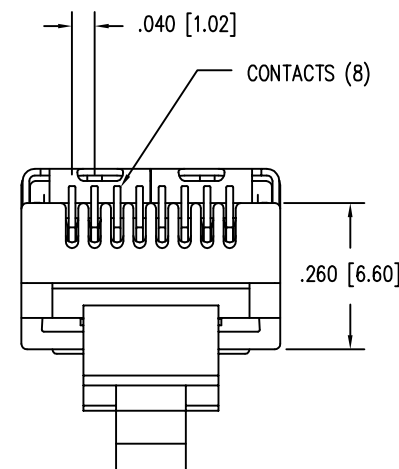


DATE	REV	ECN	APP'D. BY
2-4-16	B3	10527	TRM
3-1-16	B4	10581	TRM



B

B



NOTES:

- CONNECTOR MATERIALS:  
FRONT HOUSING PLASTIC: CLEAR POLYCARBONATE, UL 94-V0  
SHIELD: COPPER ALLOY, NICKEL PLATE  
CONTACTS: COPPER ALLOY, SELECTIVE GOLD PLATING
- FOR PRODUCT SPECIFICATION SEE PRO26-01.
- CONTACTS TERMINATE SOLID OR STRANDED CONDUCTORS BETWEEN .037 [0.94] TO .042 [1.07] OUTSIDE DIAMETER OF INSULATION. ( 24-26 AWG )
- DIMENSIONS AND TOLERANCES COMPLY WITH TIA-1096 STANDARD FORMERLY FCC/CFR 47, PART 68.

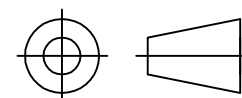
5 TERMINATED PLUG HEIGHT: .237 [6.02] ±.005 [0.13].

A

A

BAG OF 25	50 MICRO-INCHES [1.27um]	SS-37200-032
BULK	50 MICRO-INCHES [1.27um]	SS-37200-028
PACKAGE	CONTACT PLATING IN MATING AREA	PART NUMBER

THIRD ANGLE PROJECTION



1118 Susquehanna Trail South  
Glen Rock, PA 17327-9199  
(717) 235-7512

<http://www.stewartconnector.com>

DO NOT SCALE DRAWING  
DRAWING IS SUBJECT TO  
CHANGE WITHOUT NOTICE

TITLE: MODULAR PLUG SHIELDED

DIMENSIONS: INCHES [METRIC]  
UNLESS OTHERWISE SPECIFIED  
TOLERANCES ARE ±.005 [0.13]  
ANGLES ARE ± 1°

THIS DRAWING AND THE SUBJECT MATTER SHOWN THEREON ARE CONFIDENTIAL AND THE PROPRIETARY PROPERTY OF STEWART CONNECTOR AND SHALL NOT BE REPRODUCED, COPIED, OR USED IN ANY MANNER WITHOUT PRIOR WRITTEN CONSENT OF STEWART CONNECTOR. ONE OR MORE U.S. PATENTS MAY APPLY TO THIS PRODUCT. FOR DETAILS, PLEASE VISIT: [HTTP://BELFUSE.COM/STEWART/STEWART\\_PATENTS/](http://BELFUSE.COM/STEWART/STEWART_PATENTS/)

DRN BY:	JMB	DATE	4-2-04
APPD BY:	RGC	DATE	4-16-04
DWG NO.	CT370055	REV.	B4

SHEET NO. 1 OF 1

