

Product Data Sheet

hm2.0 Male connector, type B19,
Part No. 243-23320-15

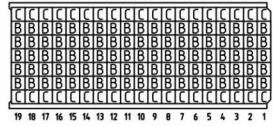



Illustration similar



Perpendicular



Press-fit

- 133 contacts
- termination length 3.7 mm
- for PCB > 2.2 mm
- tested according to IEC 61076-4-101



» to product on www.ept.de



» to product group hm 2.0

Product Data Sheet

hm2.0 Male connector, type B19,
Part No. 243-23320-15



Technical Specifications

Basics

Specification	IEC 61076-4-101
Performance Level	2
No. of Contacts	133
Termination Technology	Press-fit
Termination Length	3.7 mm
Operating Temperature Range	-55°C to +125°C

Material

Insulator Material	PBT glass filled, UL 94 V-0
CTI value <i>IEC 60112</i>	200
Contact Material	Bronze

Mechanical

Pitch	2.0 mm
Mating Force per Pin	Contact: max. 0.75 N, Shielding: max. 1 N
Separating Force per Pin	Contact: min. 0.15 N, Shielding: min. 0.15 N
Durability	> 250 mating cycles

Electrical

Operational Current	1.5 A @ +20°C, 1.0 A @ +70°C
Contact Resistance	max. 20 mΩ
Clearance and Creepage	≥ 0.8 mm
Insulation Resistance	min. 10 ⁴ MΩ
Test Voltage	750 V r.m.s
Data Transfer Rate	3.125 Gbit/s

Approval / Compliance

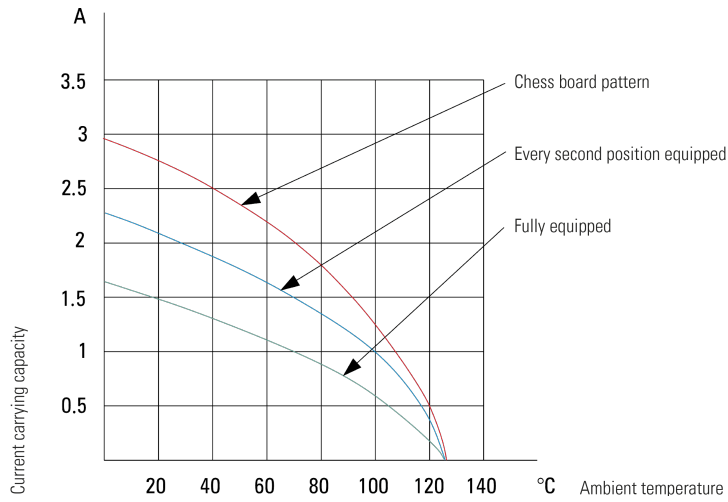
UL file	E130314
Environment	RoHS compliant

Product Data Sheet

hm2.0 Male connector, type B19,
Part No. 243-23320-15



Derating Diagram



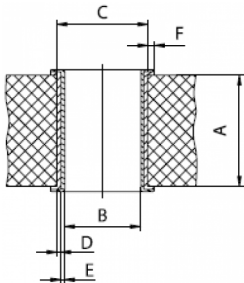
Product Data Sheet

hm2.0 Male connector, type B19,
Part No. 243-23320-15



Hole Specifications

Plated through-hole according to IEC 60352-5



Material	imm. Sn printed circuit boards
Nominal Hole	Ø 0.6 mm
A PCB Thickness	min 2.2 mm
B Plated Hole	Ø 0.60 ±0.05 mm
C Drill Hole	0.70 ±0.02 mm
D Cu Plating	min. 25 µm
E Surface	max. 1.5 µm; imm. Sn plating
F Annular Ring	min. 0.1 mm

Material	Ni, Au printed circuit boards
Nominal Hole	Ø 0.6 mm
A PCB Thickness	min 2.2 mm
B Plated Hole	Ø 0.60 ±0.05 mm
C Drill Hole	0.70 ±0.02 mm
D Cu Plating	min. 25 µm
E Surface	Ni, Au plating, 0.05 - 0.2 µm Au over 2.5 - 5 µm Ni
F Annular Ring	min. 0.1 mm

Material	pure Cu printed circuit boards
Nominal Hole	Ø 0.6 mm
A PCB Thickness	min 2.2 mm
B Plated Hole	Ø 0.60 ±0.05 mm
C Drill Hole	0.70 ±0.02 mm
D Cu Plating	min. 25 µm
E Surface	OSP*, z.B. GLICOAT-SMD (F2) with 0.12 - 0.15 µm
F Annular Ring	min. 0.1 mm

Material	HAL Sn printed circuit boards
Nominal Hole	Ø 0.6 mm
A PCB Thickness	min 2.2 mm
B Plated Hole	Ø 0.60 ±0.05 mm
C Drill Hole	0.70 ±0.02 mm
D Cu Plating	min. 25 µm
E Surface	HAL Sn, 5 - 15 µm
F Annular Ring	min. 0.1 mm

Product Data Sheet

hm2.0 Male connector, type B19,
Part No. 243-23320-15



Options

for PCB thickness 1.4 - 2.2 the part number is 243-23320-05

Modifications

Available on request

- special contact arrangement
- other contact surface

Drawings

Component data in 2D and 3D format you can download here:

[» PDF](#)

[» 3D IGES](#)

[» 3D STEP](#)

[» 3D PDF](#)