

Product data sheet

Subminiature connectors

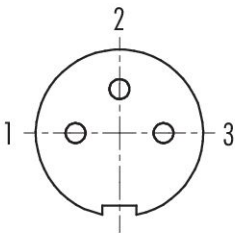
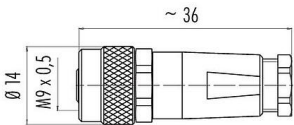


Product description	M9 Female cable connector, Contacts: 3, 3.5-5.0 mm, shieldable, solder, IP67
Area	series 712
Part no.	99 0406 10 03

Illustration

Scale drawing

Contact arrangement (Plug-in side)



You can find the assembly instructions on the next page.

Technical data

General features

Part no.	99 0406 10 03
Connector design	Female cable connector
Version	Connector socket straight
Connector locking system	screw
Termination	solder
Degree of protection	IP67
Cross-sectional area	max. 0.25 mm² / AWG 24
Cable outlet	3.5-5.0 mm
Temperature range from/to	-40 °C / 85 °C
Mechanical operation	> 500 Mating cycles
Weight (g)	20.31
Customs tariff number	85369010
Country of Origin	DE

Electrical parameters

Rated voltage	125 V
Rated impulse voltage	1500 V
Rated current	4.0 A
Insulation resistance	≥ 10 ¹⁰ Ω
Pollution degree	1
Overvoltage category	II
Insulating material group	III
EMC compliance	shieldable
Shield connection	Shield cuff

Product data sheet

Subminiature connectors



Product description	M9 Female cable connector, Contacts: 3, 3.5-5.0 mm, shieldable, solder, IP67
Area	series 712
Part no.	99 0406 10 03

Material

Housing material	PA/CuZn (Nickel-plated brass)
Contact body material	PA (UL94 V-0)
Contact material	CuSn (bronze)
Contact plating	Au (gold)
Locking material	CuZn (brass)
REACH SVHC	CAS 7439-92-1 (Lead)
SCIP number	4bdecea6-db66-471c-8bfd-021e994bff52

Classifications

eCl@ss 11.1	27-44-01-02
ETIM 9.0	EC002635

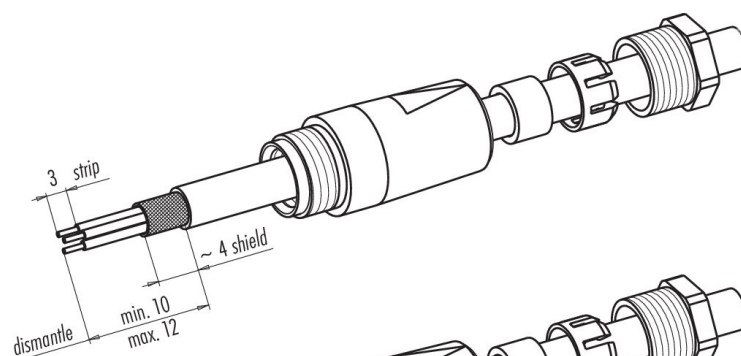
Declarations of conformity

Low Voltage Directive	2014/35/EU (EN 60204-1:2018;EN 60529:1991)
-----------------------	--

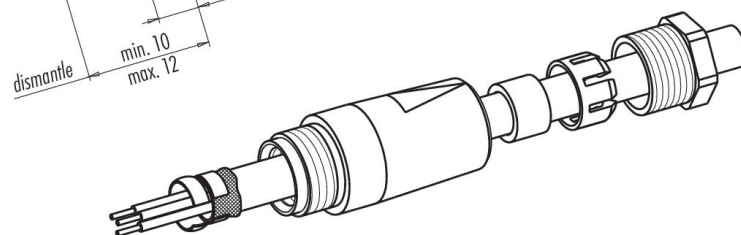
Product description	M9 Female cable connector, Contacts: 3, 3.5-5.0 mm, shieldable, solder, IP67
Area	series 712
Part no.	99 0406 10 03

Assembly instructions

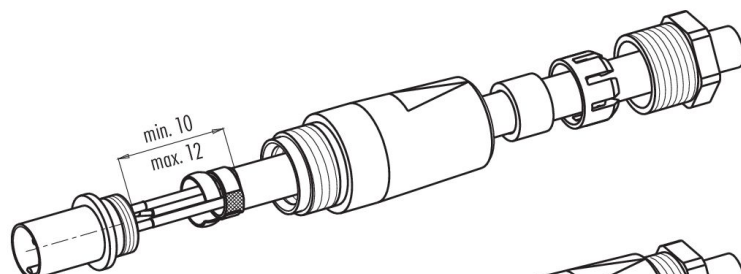
1. Bead parts,
dismantle cable,
shorten shield,
strip wire



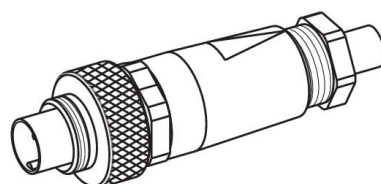
2. Fold shield back,
fit collar to cable
diameter and
solder with shield



3. Cut off projecting
shielding braid,
solder insert



4. Mount remaining
parts acc. to figure



Product description	M9 Female cable connector, Contacts: 3, 3.5-5.0 mm, shieldable, solder, IP67
Area	series 712
Part no.	99 0406 10 03

Security notices

The connector must not be plugged or unplugged under load. Non-observance and improper use can result in personal injury.

The connectors have been developed for applications in plant engineering, control and electrical equipment construction. The user is responsible for checking whether the connectors can also be used in other areas of application.

To protect against unintentional opening of the connector, the thread between the housing and the connector head must be secured with a suitable cyanoacrylate adhesive when used in circuits with voltages dangerous to the touch. This does not apply to connectors used in SELV and PELV circuits according to IEC 61140 (EN 61140, VDE 0140-1).

Connectors which are used in circuits with voltages dangerous to the touch may only be installed and used by, or under the supervision of, persons with electrical engineering training, taking into account the applicable regulations and standards.

The user must take suitable safety precautions to ensure that the connector cannot be accidentally disconnected.

Plug connectors with enclosure protection IP67 and IP68 are not suitable for use under water. When used outdoors, the plug connectors must be protected separately against corrosion. For further information on the IP protection classes, please refer to the "Technical Information" download centre.

The plug connector is not suitable for mains voltages Please observe the pollution degree and the overvoltage category. For further information, please refer to the download center "Technical Information".