



COAXIAL

Adapter

10M-185M+

50Ω DC to 67 GHz 1.0mm-Male to 1.85mm-Male

KEY FEATURES

- Ultra-wideband, DC to 67GHz
- Low Insertion Loss, 0.1 dB Typ.
- Straight Body
- Excellent VSWR, 1.06:1 Typ.



Generic photo used for illustration purposes only

PRODUCT OVERVIEW

Mini-Circuits' 10M-185M+ is a coaxial 1.0mm Male to 1.85mm Male adapter supporting a wide range of applications from DC to 67 GHz. This model provides excellent VSWR and low insertion loss versus frequency. The 10M-185M+ features passivated stainless-steel construction and measures only 0.69" in length.

ELECTRICAL SPECIFICATIONS AT +25°C

Parameter	Condition (GHz)	Min.	Typ.	Max.	Units
Frequency Range		DC		67	GHz
Insertion Loss	0.01-30	—	0.08	0.53	dB
	30-40	—	0.07	0.53	
	40-50	—	0.10	0.53	
	50-67	—	0.11	0.53	
VSWR	0.01-30	—	1.07	1.25	:1
	30-40	—	1.06	1.25	
	40-50	—	1.06	1.25	
	50-67	—	1.07	1.25	

Absolute Maximum Ratings are on page 3.



COAXIAL

Adapter

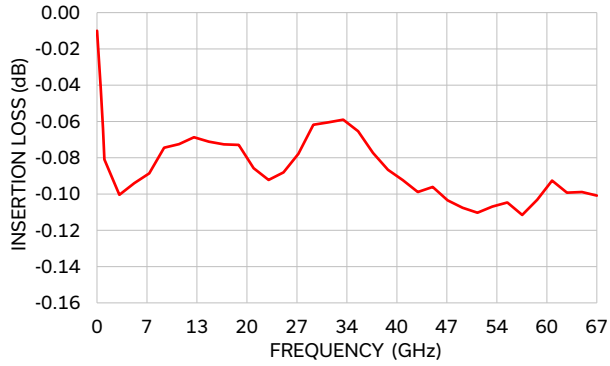
10M-185M+

Mini-Circuits

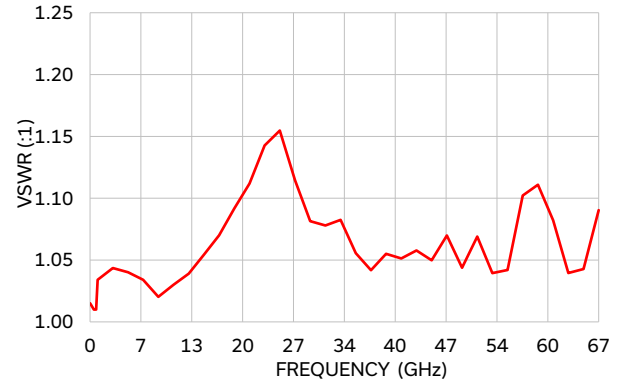
50Ω DC to 67 GHz 1.0mm-Male to 1.85mm-Male

TYPICAL PERFORMANCE GRAPHS

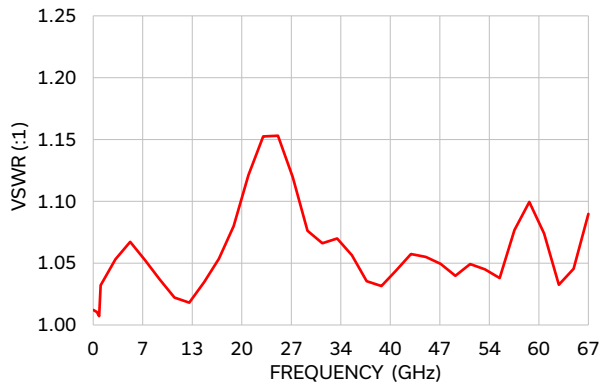
INSERTION LOSS



1.0mm-MALE VSWR



1.85mm-MALE VSWR





COAXIAL

Adapter

10M-185M+

Mini-Circuits

50Ω DC to 67 GHz 1.0mm-Male to 1.85mm-Male

ABSOLUTE MAXIMUM RATINGS¹

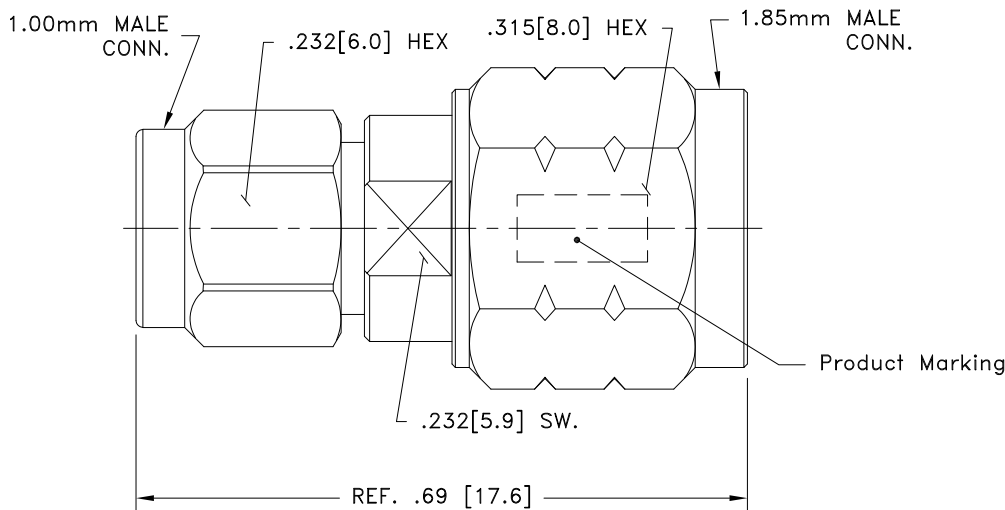
Parameter	Ratings
Operating Case Temperature	+10 °C to +40 °C
Storage Temperature	+10 °C to +40 °C

1. Permanent damage may occur if any of these limits are exceeded.

CONNECTOR SPECIFICATIONS

Description	Connector 1	Connector 2
Connector Type	1.0mm Male	1.85mm Male
Orientation	Straight	Straight

CASE STYLE DRAWING



Weight: 3.8 grams
Dimensions are in inches [mm]. Tolerances: 2 Pl. ±.03; 3 Pl. ±.015 inches

PRODUCT MARKING*: 10M-185M+

*Marking may contain other features or characters for internal lot control.

ADDITIONAL INFORMATION IS AVAILABLE ON OUR DASHBOARD

[CLICK HERE](#)

Performance	Data Graphs S-Parameter (S2P Files) Data Set (.zip file)
Case Style	DJ3474-6
RoHs Status	Compliant
Environmental Ratings	ENV127T1

- NOTES
- A. Performance and quality attributes and conditions not expressly stated in this specification document are intended to be excluded and do not form a part of this specification document.
 - B. Electrical specifications and performance data contained in this specification document are based on Mini-Circuit's applicable established test performance criteria and measurement instructions.
 - C. The parts covered by this specification document are subject to Mini-Circuits standard limited warranty and terms and conditions (collectively, "Standard Terms"); Purchasers of this part are entitled to the rights and benefits contained therein. For a full statement of the standard terms and the exclusive rights and remedies thereunder, please visit Mini-Circuits' website at www.minicircuits.com/terms/viewterm.html

